



Usr: supervisor
Rep: rptEstadoPresupuestoEgresos_UA

**INSTITUTO TECNOLÓGICO SUPERIOR DE HUICHAPAN
HIDALGO**
Estado del Ejercicio del Presupuesto por Unidad Administrativa Al 30/jun/2016

Fecha y 11/jul/2016
hora de Impresión 05:37 p.m.

Objeto del Gasto	Unidad Administrativa	Aprobado	Ampliaciones / (Reducciones)	Presupuesto Vigente	Comprometido	Presupuesto Disponibile para Comprometer	Devengado	Comprometid o No Devengado	Presupuesto Sin Devengar	Ejercido	Pagado	Cuentas por Pagar Deuda
01	INSTITUTO TECNOLÓGICO SUPERIOR DE HUICHAPAN											
100000	SERVICIOS PERSONALES	\$46,604,608.00	\$927,188.69	\$47,531,796.69	\$18,950,670.06	\$28,581,126.63	\$18,950,670.06	\$0.00	\$28,581,126.63	\$16,114,736.86	\$16,114,736.86	\$2,835,933.20
110000	Remuneraciones al personal de carácter permanente	\$25,955,880.00	\$1,124,656.12	\$27,080,536.12	\$12,155,439.84	\$14,925,096.28	\$12,155,439.84	\$0.00	\$14,925,096.28	\$12,155,439.84	\$12,155,439.84	\$0.00
113000	Sueldos base al personal permanente	\$25,955,880.00	\$1,124,656.12	\$27,080,536.12	\$12,155,439.84	\$14,925,096.28	\$12,155,439.84	\$0.00	\$14,925,096.28	\$12,155,439.84	\$12,155,439.84	\$0.00
113001	Sueldos	\$25,955,880.00	\$1,124,656.12	\$27,080,536.12	\$12,155,439.84	\$14,925,096.28	\$12,155,439.84	\$0.00	\$14,925,096.28	\$12,155,439.84	\$12,155,439.84	\$0.00
120000	Remuneraciones al personal de carácter transitorio	\$44,300.00	\$51,696.80	\$95,996.80	\$42,929.01	\$53,067.79	\$42,929.01	\$0.00	\$53,067.79	\$42,929.01	\$42,929.01	\$0.00
121000	Honorarios asimilables a salarios	\$44,300.00	\$51,696.80	\$95,996.80	\$42,929.01	\$53,067.79	\$42,929.01	\$0.00	\$53,067.79	\$42,929.01	\$42,929.01	\$0.00
121001	Honorarios Asimilados	\$44,300.00	\$51,696.80	\$95,996.80	\$42,929.01	\$53,067.79	\$42,929.01	\$0.00	\$53,067.79	\$42,929.01	\$42,929.01	\$0.00
130000	Remuneraciones adicionales y especiales	\$10,032,824.00	-\$177,045.67	\$9,855,778.33	\$3,430,241.50	\$6,425,536.83	\$3,430,241.50	\$0.00	\$6,425,536.83	\$1,092,353.71	\$1,092,353.71	\$2,337,887.79
131000	Primas por años de servicios efectivos prestados	\$742,632.00	\$25,232.04	\$767,864.04	\$420,115.67	\$347,748.37	\$420,115.67	\$0.00	\$347,748.37	\$420,115.67	\$420,115.67	\$0.00
131003	Prima de Antigüedad	\$742,632.00	\$25,232.04	\$767,864.04	\$420,115.67	\$347,748.37	\$420,115.67	\$0.00	\$347,748.37	\$420,115.67	\$420,115.67	\$0.00
132000	Primas de vacaciones, dominical y gratificación de fin de .	\$8,468,408.00	-\$203,642.83	\$8,264,765.17	\$2,770,304.10	\$5,494,461.07	\$2,770,304.10	\$0.00	\$5,494,461.07	\$432,416.31	\$432,416.31	\$2,337,887.79
132001	Prima de Vacaciones y Dominical	\$2,622,018.00	-\$260,656.32	\$2,361,361.68	\$775,605.70	\$1,585,755.98	\$775,605.70	\$0.00	\$1,585,755.98	\$402,977.39	\$402,977.39	\$372,628.31
132002	Gratificación Anual	\$5,846,390.00	\$57,013.49	\$5,903,403.49	\$1,994,698.40	\$3,908,705.09	\$1,994,698.40	\$0.00	\$3,908,705.09	\$29,438.92	\$29,438.92	\$1,965,259.48
134000	Compensaciones	\$821,784.00	\$1,365.12	\$823,149.12	\$239,821.73	\$583,327.39	\$239,821.73	\$0.00	\$583,327.39	\$239,821.73	\$239,821.73	\$0.00
134001	Compensaciones	\$256,896.00	\$0.00	\$256,896.00	\$0.00	\$256,896.00	\$0.00	\$0.00	\$256,896.00	\$0.00	\$0.00	\$0.00
134009	Compensación por Adquisición de Material Didáctico	\$564,888.00	\$1,365.12	\$566,253.12	\$239,821.73	\$326,431.39	\$239,821.73	\$0.00	\$326,431.39	\$239,821.73	\$239,821.73	\$0.00
140000	Seguridad Social	\$6,171,984.00	\$86,940.24	\$6,258,924.24	\$2,375,616.77	\$3,883,307.47	\$2,375,616.77	\$0.00	\$3,883,307.47	\$1,877,571.36	\$1,877,571.36	\$498,045.41
141000	Aportaciones de seguridad social	\$4,311,744.00	\$51,542.40	\$4,363,286.40	\$1,550,135.66	\$2,813,150.74	\$1,550,135.66	\$0.00	\$2,813,150.74	\$1,328,020.86	\$1,328,020.86	\$222,114.80
141001	Aportaciones al ISSSTE	\$3,468,000.00	\$35,479.44	\$3,503,479.44	\$1,175,720.99	\$2,327,758.45	\$1,175,720.99	\$0.00	\$2,327,758.45	\$1,078,760.43	\$1,078,760.43	\$96,960.56
141004	Aportaciones al Seguro de Cesantía en Edad Avanzada y	\$843,744.00	\$16,062.96	\$859,806.96	\$374,414.67	\$485,392.29	\$374,414.67	\$0.00	\$485,392.29	\$249,260.43	\$249,260.43	\$125,154.24
142000	Aportaciones a fondos de vivienda	\$1,328,736.00	\$25,290.96	\$1,354,026.96	\$589,629.39	\$764,397.57	\$589,629.39	\$0.00	\$764,397.57	\$392,536.09	\$392,536.09	\$197,093.30
142001	Aportaciones a FOVISSSTE	\$1,328,736.00	\$25,290.96	\$1,354,026.96	\$589,629.39	\$764,397.57	\$589,629.39	\$0.00	\$764,397.57	\$392,536.09	\$392,536.09	\$197,093.30
143000	Aportaciones al sistema para el retiro	\$531,504.00	\$10,106.88	\$541,610.88	\$235,851.72	\$305,759.16	\$235,851.72	\$0.00	\$305,759.16	\$157,014.41	\$157,014.41	\$78,837.31
143001	Aportaciones al S.A.R.	\$531,504.00	\$10,106.88	\$541,610.88	\$235,851.72	\$305,759.16	\$235,851.72	\$0.00	\$305,759.16	\$157,014.41	\$157,014.41	\$78,837.31
150000	Otras prestaciones sociales y económicas	\$2,354,592.00	-\$192,226.80	\$2,162,365.20	\$946,442.94	\$1,215,922.26	\$946,442.94	\$0.00	\$1,215,922.26	\$946,442.94	\$946,442.94	\$0.00
154000	Prestaciones contractuales	\$1,684,368.00	\$8,323.20	\$1,692,691.20	\$775,388.14	\$917,303.06	\$775,388.14	\$0.00	\$917,303.06	\$775,388.14	\$775,388.14	\$0.00
154001	Prestaciones establecidas por condiciones generales de t	\$1,684,368.00	\$8,323.20	\$1,692,691.20	\$775,388.14	\$917,303.06	\$775,388.14	\$0.00	\$917,303.06	\$775,388.14	\$775,388.14	\$0.00
159000	Otras prestaciones sociales y económicas	\$670,224.00	-\$200,550.00	\$469,674.00	\$171,054.80	\$298,619.20	\$171,054.80	\$0.00	\$298,619.20	\$171,054.80	\$171,054.80	\$0.00
159002	Otras Prestaciones	\$670,224.00	-\$200,550.00	\$469,674.00	\$171,054.80	\$298,619.20	\$171,054.80	\$0.00	\$298,619.20	\$171,054.80	\$171,054.80	\$0.00



Usr: supervisor
Rep: rptEstadoPresupuestoEgresos-UA

**INSTITUTO TECNOLÓGICO SUPERIOR DE HUICHAPAN
HIDALGO**
Estado del Ejercicio del Presupuesto por Unidad Administrativa Al 30/jun/2016

Fecha y | 11/jul/2016
hora de Impresión | 05:37 p.m.

Unidad Administrativa	Objeto del Gasto	Aprobado	Ampliaciones / (Reducciones)	Presupuesto Vigente	Comprometido	Presupuesto Disponible para Comprometer	Devengado	Comprometido o No Devengado	Presupuesto Sin Devengar	Ejercido	Pagado	Cuentas por Pagar Deuda
170000	Pago de estímulos a servidores públicos	\$2,045,028.00	\$33,168.00	\$2,078,196.00	\$0.00	\$2,078,196.00	\$0.00	\$0.00	\$2,078,196.00	\$0.00	\$0.00	\$0.00
171000	Estímulos	\$2,045,028.00	\$33,168.00	\$2,078,196.00	\$0.00	\$2,078,196.00	\$0.00	\$0.00	\$2,078,196.00	\$0.00	\$0.00	\$0.00
171001	Estímulos	\$2,045,028.00	\$33,168.00	\$2,078,196.00	\$0.00	\$2,078,196.00	\$0.00	\$0.00	\$2,078,196.00	\$0.00	\$0.00	\$0.00
200000	MATERIALES Y SUMINISTROS	\$2,651,160.00	\$2,946,364.30	\$5,597,524.30	\$2,017,899.48	\$3,579,624.82	\$2,017,899.48	\$0.00	\$3,579,624.82	\$2,000,443.34	\$2,000,443.34	\$17,456.14
210000	Materiales de administración, emisión de documentos y art	\$1,437,522.00	\$263,273.83	\$1,700,795.83	\$929,757.33	\$771,038.50	\$929,757.33	\$0.00	\$771,038.50	\$917,637.19	\$917,637.19	\$12,120.14
211000	Materiales, útiles y equipos menores de oficina	\$351,727.00	\$106,851.35	\$458,578.35	\$228,427.76	\$230,150.59	\$228,427.76	\$0.00	\$230,150.59	\$228,427.76	\$228,427.76	\$0.00
211001	Material de Oficina	\$284,801.00	\$110,175.35	\$394,976.35	\$206,369.65	\$188,606.70	\$206,369.65	\$0.00	\$188,606.70	\$206,369.65	\$206,369.65	\$0.00
211002	Gastos de Oficina	\$66,926.00	-\$3,324.00	\$63,602.00	\$22,058.11	\$41,543.89	\$22,058.11	\$0.00	\$41,543.89	\$22,058.11	\$22,058.11	\$0.00
212000	Materiales y útiles de impresión y reproducción	\$445,352.00	\$79,021.55	\$524,373.55	\$261,704.26	\$262,669.29	\$261,704.26	\$0.00	\$262,669.29	\$261,704.26	\$261,704.26	\$0.00
212001	Materiales y Útiles de Impresión	\$445,352.00	\$79,021.55	\$524,373.55	\$261,704.26	\$262,669.29	\$261,704.26	\$0.00	\$262,669.29	\$261,704.26	\$261,704.26	\$0.00
214000	Materiales, útiles y equipos menores de tecnologías de la	\$73,733.00	\$104,565.90	\$178,298.90	\$106,322.49	\$71,976.41	\$106,322.49	\$0.00	\$71,976.41	\$97,342.47	\$97,342.47	\$8,980.02
214001	Material para Bienes Informáticos	\$73,733.00	\$104,565.90	\$178,298.90	\$106,322.49	\$71,976.41	\$106,322.49	\$0.00	\$71,976.41	\$97,342.47	\$97,342.47	\$8,980.02
215000	Material impreso e información digital	\$34,452.00	\$28,715.75	\$63,167.75	\$28,887.87	\$34,279.88	\$28,887.87	\$0.00	\$34,279.88	\$28,887.87	\$28,887.87	\$0.00
215001	Suscripciones a Publicaciones y Periódicos	\$34,452.00	\$28,715.75	\$63,167.75	\$28,887.87	\$34,279.88	\$28,887.87	\$0.00	\$34,279.88	\$28,887.87	\$28,887.87	\$0.00
216000	Material de limpieza	\$109,280.00	-\$3,140.00	\$106,140.00	\$46,185.64	\$59,954.36	\$46,185.64	\$0.00	\$59,954.36	\$46,185.64	\$46,185.64	\$0.00
216001	Material de Limpieza	\$109,280.00	-\$3,140.00	\$106,140.00	\$46,185.64	\$59,954.36	\$46,185.64	\$0.00	\$59,954.36	\$46,185.64	\$46,185.64	\$0.00
217000	Materiales y útiles de enseñanza	\$422,978.00	-\$52,740.72	\$370,237.28	\$258,229.31	\$112,007.97	\$258,229.31	\$0.00	\$112,007.97	\$255,089.19	\$255,089.19	\$3,140.12
217001	Material Didáctico	\$422,978.00	-\$52,740.72	\$370,237.28	\$258,229.31	\$112,007.97	\$258,229.31	\$0.00	\$112,007.97	\$255,089.19	\$255,089.19	\$3,140.12
220000	Alimentos y utensilios	\$0.00	\$2,000.00	\$2,000.00	\$0.00	\$2,000.00	\$0.00	\$0.00	\$2,000.00	\$0.00	\$0.00	\$0.00
221000	Productos alimenticios para personas	\$0.00	\$2,000.00	\$2,000.00	\$0.00	\$2,000.00	\$0.00	\$0.00	\$2,000.00	\$0.00	\$0.00	\$0.00
221001	Alimentación de Personas	\$0.00	\$2,000.00	\$2,000.00	\$0.00	\$2,000.00	\$0.00	\$0.00	\$2,000.00	\$0.00	\$0.00	\$0.00
230000	Materias primas y materiales de producción y comercializa	\$56,100.00	\$9,068.79	\$65,168.79	\$56,097.60	\$9,071.19	\$56,097.60	\$0.00	\$9,071.19	\$56,097.60	\$56,097.60	\$0.00
231000	Productos alimenticios, agropecuarios y forestales adquir	\$0.00	\$5,068.79	\$5,068.79	\$0.00	\$5,068.79	\$0.00	\$0.00	\$5,068.79	\$0.00	\$0.00	\$0.00
231001	Productos agrícolas	\$0.00	\$5,068.79	\$5,068.79	\$0.00	\$5,068.79	\$0.00	\$0.00	\$5,068.79	\$0.00	\$0.00	\$0.00
236000	Productos metálicos y a base de minerales no metálicos e	\$0.00	\$4,000.00	\$4,000.00	\$0.00	\$4,000.00	\$0.00	\$0.00	\$4,000.00	\$0.00	\$0.00	\$0.00
236001	Productos metálicos y a base de minerales no metálicos e	\$0.00	\$4,000.00	\$4,000.00	\$0.00	\$4,000.00	\$0.00	\$0.00	\$4,000.00	\$0.00	\$0.00	\$0.00
237000	Productos de cuero, piel, plástico y hule adquiridos como	\$56,100.00	\$0.00	\$56,100.00	\$56,097.60	\$2.40	\$56,097.60	\$0.00	\$2.40	\$56,097.60	\$56,097.60	\$0.00
237001	Productos de cuero, piel, plástico y hule adquiridos como	\$56,100.00	\$0.00	\$56,100.00	\$56,097.60	\$2.40	\$56,097.60	\$0.00	\$2.40	\$56,097.60	\$56,097.60	\$0.00
240000	Materiales y artículos de construcción y de reparación	\$119,637.00	\$1,281,970.48	\$1,401,607.48	\$219,154.00	\$1,182,453.48	\$219,154.00	\$0.00	\$1,182,453.48	\$213,818.00	\$213,818.00	\$5,336.00
241000	Productos minerales no metálicos	\$0.00	\$6,414.00	\$6,414.00	\$0.00	\$6,414.00	\$0.00	\$0.00	\$6,414.00	\$0.00	\$0.00	\$0.00
241001	Productos minerales no metálicos	\$0.00	\$6,414.00	\$6,414.00	\$0.00	\$6,414.00	\$0.00	\$0.00	\$6,414.00	\$0.00	\$0.00	\$0.00



Usr: supervisor
Rep: rptEstadoPresupuestoEgresos_UA

**INSTITUTO TECNOLÓGICO SUPERIOR DE HUICHAPAN
HIDALGO**
Estado del Ejercicio del Presupuesto por Unidad Administrativa Al 30/jun/2016

Fecha y 11/jul/2016
hora de Impresión 05:37 p.m.

Objeto del Gasto	Unidad Administrativa	Aprobado	Ampliaciones / (Reducciones)	Presupuesto Vigente	Comprometido	Presupuesto Disponible para Comprometer	Devengado	Comprometid o No Devengado	Presupuesto Sin Devengar	Ejercido	Pagado	Cuentas por Pagar Deuda
242000	Cemento y productos de concreto	\$2,288.00	\$29,698.55	\$31,986.55	\$5,914.02	\$26,072.53	\$5,914.02	\$0.00	\$26,072.53	\$5,914.02	\$5,914.02	\$0.00
242001	Cemento y productos de concreto	\$2,288.00	\$29,698.55	\$31,986.55	\$5,914.02	\$26,072.53	\$5,914.02	\$0.00	\$26,072.53	\$5,914.02	\$5,914.02	\$0.00
243000	Cal, yeso y productos de yeso	\$0.00	\$1,800.00	\$1,800.00	\$0.00	\$1,800.00	\$0.00	\$0.00	\$1,800.00	\$0.00	\$0.00	\$0.00
243001	Cal, yeso y productos de yeso	\$0.00	\$1,800.00	\$1,800.00	\$0.00	\$1,800.00	\$0.00	\$0.00	\$1,800.00	\$0.00	\$0.00	\$0.00
244000	Madera y productos de madera	\$1,580.00	\$2,400.00	\$3,980.00	\$300.00	\$3,680.00	\$300.00	\$0.00	\$3,680.00	\$300.00	\$300.00	\$0.00
244001	Madera y productos de madera	\$1,580.00	\$2,400.00	\$3,980.00	\$300.00	\$3,680.00	\$300.00	\$0.00	\$3,680.00	\$300.00	\$300.00	\$0.00
245000	Vidrio y productos de vidrio	\$0.00	\$72,268.97	\$72,268.97	\$14,790.00	\$57,478.97	\$14,790.00	\$0.00	\$57,478.97	\$14,790.00	\$14,790.00	\$0.00
245001	Vidrio y productos de vidrio	\$0.00	\$72,268.97	\$72,268.97	\$14,790.00	\$57,478.97	\$14,790.00	\$0.00	\$57,478.97	\$14,790.00	\$14,790.00	\$0.00
246000	Material eléctrico y electrónico	\$78,183.00	\$491,170.51	\$569,353.51	\$52,837.08	\$516,516.43	\$52,837.08	\$0.00	\$516,516.43	\$47,501.08	\$47,501.08	\$5,336.00
246001	Material Eléctrico	\$78,183.00	\$361,025.18	\$439,208.18	\$52,837.08	\$386,371.10	\$52,837.08	\$0.00	\$386,371.10	\$47,501.08	\$47,501.08	\$5,336.00
246002	Material Electrónico	\$0.00	\$130,145.33	\$130,145.33	\$0.00	\$130,145.33	\$0.00	\$0.00	\$130,145.33	\$0.00	\$0.00	\$0.00
247000	Artículos metálicos para la construcción	\$0.00	\$643,003.08	\$643,003.08	\$111,607.71	\$531,395.37	\$111,607.71	\$0.00	\$531,395.37	\$111,607.71	\$111,607.71	\$0.00
247001	Artículos metálicos para la construcción	\$0.00	\$643,003.08	\$643,003.08	\$111,607.71	\$531,395.37	\$111,607.71	\$0.00	\$531,395.37	\$111,607.71	\$111,607.71	\$0.00
248000	Materiales complementarios	\$0.00	\$9,542.85	\$9,542.85	\$42.85	\$9,500.00	\$42.85	\$0.00	\$9,500.00	\$42.85	\$42.85	\$0.00
248001	Materiales complementarios	\$0.00	\$9,542.85	\$9,542.85	\$42.85	\$9,500.00	\$42.85	\$0.00	\$9,500.00	\$42.85	\$42.85	\$0.00
249000	Otros materiales y artículos de construcción y reparación	\$37,586.00	\$25,672.52	\$63,258.52	\$33,662.34	\$29,596.18	\$33,662.34	\$0.00	\$29,596.18	\$33,662.34	\$33,662.34	\$0.00
249001	Otros materiales y artículos de construcción y reparación	\$37,586.00	\$25,672.52	\$63,258.52	\$33,662.34	\$29,596.18	\$33,662.34	\$0.00	\$29,596.18	\$33,662.34	\$33,662.34	\$0.00
250000	Productos químicos, farmacéuticos y de laboratorio	\$110,996.00	\$584,613.43	\$695,609.43	\$245,653.37	\$449,956.06	\$245,653.37	\$0.00	\$449,956.06	\$245,653.37	\$245,653.37	\$0.00
251000	Productos químicos básicos	\$87,031.00	\$168,497.58	\$255,528.58	\$135,718.21	\$119,810.37	\$135,718.21	\$0.00	\$119,810.37	\$135,718.21	\$135,718.21	\$0.00
251001	Sustancias Químicas	\$87,031.00	\$168,497.58	\$255,528.58	\$135,718.21	\$119,810.37	\$135,718.21	\$0.00	\$119,810.37	\$135,718.21	\$135,718.21	\$0.00
252000	Fertilizantes, pesticidas y otros agroquímicos	\$0.00	\$12,000.00	\$12,000.00	\$0.00	\$12,000.00	\$0.00	\$0.00	\$12,000.00	\$0.00	\$0.00	\$0.00
252001	Plaguicidas, Abonos y Fertilizantes	\$0.00	\$12,000.00	\$12,000.00	\$0.00	\$12,000.00	\$0.00	\$0.00	\$12,000.00	\$0.00	\$0.00	\$0.00
253000	Medicinas y productos farmacéuticos	\$20,371.00	\$1,731.00	\$22,102.00	\$12,634.53	\$9,467.47	\$12,634.53	\$0.00	\$9,467.47	\$12,634.53	\$12,634.53	\$0.00
253001	Medicinas y Productos Farmacéuticos	\$20,371.00	\$1,731.00	\$22,102.00	\$12,634.53	\$9,467.47	\$12,634.53	\$0.00	\$9,467.47	\$12,634.53	\$12,634.53	\$0.00
254000	Materiales, accesorios y suministros médicos	\$2,881.00	\$8,676.00	\$11,557.00	\$10,292.45	\$1,264.55	\$10,292.45	\$0.00	\$1,264.55	\$10,292.45	\$10,292.45	\$0.00
254001	Materiales y Suministros Médicos	\$2,881.00	\$8,676.00	\$11,557.00	\$10,292.45	\$1,264.55	\$10,292.45	\$0.00	\$1,264.55	\$10,292.45	\$10,292.45	\$0.00
255000	Materiales, accesorios y suministros de laboratorio	\$713.00	\$291,758.46	\$292,471.46	\$67,008.18	\$225,463.28	\$67,008.18	\$0.00	\$225,463.28	\$67,008.18	\$67,008.18	\$0.00
255001	Materiales y Suministros de Laboratorio	\$713.00	\$291,758.46	\$292,471.46	\$67,008.18	\$225,463.28	\$67,008.18	\$0.00	\$225,463.28	\$67,008.18	\$67,008.18	\$0.00
256000	Fibras sintéticas, hules, plásticos y derivados	\$0.00	\$101,950.39	\$101,950.39	\$20,000.00	\$81,950.39	\$20,000.00	\$0.00	\$81,950.39	\$20,000.00	\$20,000.00	\$0.00
256001	Fibras sintéticas, hules, plásticos y derivados	\$0.00	\$101,950.39	\$101,950.39	\$20,000.00	\$81,950.39	\$20,000.00	\$0.00	\$81,950.39	\$20,000.00	\$20,000.00	\$0.00
260000	Combustibles, lubricantes y aditivos	\$394,842.00	\$86,375.74	\$480,217.74	\$194,930.16	\$285,287.58	\$194,930.16	\$0.00	\$285,287.58	\$194,930.16	\$194,930.16	\$0.00



Usr: supervisor
Rep: rptEstadoPresupuestoEgresos-UA

**INSTITUTO TECNOLÓGICO SUPERIOR DE HUICHAPAN
HIDALGO**
Estado del Ejercicio del Presupuesto por Unidad Administrativa Al 30/jun/2016

Fecha y 11/jul/2016
hora de Impresión 05:37 p.m.

Unidad Administrativa		Aprobado	Ampliaciones / (Reducciones)	Presupuesto Vigente	Comprometido	Presupuesto Disponible para Comprometer	Devengado	Comprometid o No Devengado	Presupuesto Sin Devengar	Ejercido	Pagado	Cuentas por Pagar Deuda
Objeto	del Gasto											
261000	Combustibles, lubricantes y aditivos	\$394,842.00	\$85,375.74	\$480,217.74	\$194,930.16	\$285,287.58	\$194,930.16	\$0.00	\$285,287.58	\$194,930.16	\$194,930.16	\$0.00
261001	Combustibles y Lubricantes vehículos y equipos terrestre:	\$394,842.00	\$85,375.74	\$480,217.74	\$194,930.16	\$285,287.58	\$194,930.16	\$0.00	\$285,287.58	\$194,930.16	\$194,930.16	\$0.00
270000	Vestuario, blancos, prendas de protección y artículos depo	\$358,369.00	\$9,421.66	\$367,790.66	\$58,401.66	\$309,389.00	\$58,401.66	\$0.00	\$309,389.00	\$58,401.66	\$58,401.66	\$0.00
271000	Vestuario y uniformes	\$273,428.00	\$7,600.00	\$281,028.00	\$14,240.16	\$266,787.84	\$14,240.16	\$0.00	\$266,787.84	\$14,240.16	\$14,240.16	\$0.00
271001	Vestuario, Uniformes	\$273,428.00	\$7,600.00	\$281,028.00	\$14,240.16	\$266,787.84	\$14,240.16	\$0.00	\$266,787.84	\$14,240.16	\$14,240.16	\$0.00
272000	Prendas de seguridad y protección personal	\$24,307.00	\$5,000.66	\$29,307.66	\$11,840.93	\$17,466.73	\$11,840.93	\$0.00	\$17,466.73	\$11,840.93	\$11,840.93	\$0.00
272001	Prendas de Protección	\$24,307.00	\$5,000.66	\$29,307.66	\$11,840.93	\$17,466.73	\$11,840.93	\$0.00	\$17,466.73	\$11,840.93	\$11,840.93	\$0.00
273000	Articulos deportivos	\$60,122.00	-\$2,667.00	\$57,455.00	\$32,320.57	\$25,134.43	\$32,320.57	\$0.00	\$25,134.43	\$32,320.57	\$32,320.57	\$0.00
273001	Articulos Deportivos	\$60,122.00	-\$2,667.00	\$57,455.00	\$32,320.57	\$25,134.43	\$32,320.57	\$0.00	\$25,134.43	\$32,320.57	\$32,320.57	\$0.00
275001	Blancos y otros productos textiles, excepto prendas de ve	\$512.00	-\$512.00	\$0.00	\$0.00	\$0.00	\$0.00	\$0.00	\$0.00	\$0.00	\$0.00	\$0.00
290000	Herramientas, refacciones y accesorios menores	\$173,694.00	\$710,640.37	\$884,334.37	\$313,905.36	\$570,429.01	\$313,905.36	\$0.00	\$570,429.01	\$313,905.36	\$313,905.36	\$0.00
291000	Herramientas menores	\$22,329.00	\$170,171.39	\$192,500.39	\$85,357.19	\$107,143.20	\$85,357.19	\$0.00	\$107,143.20	\$85,357.19	\$85,357.19	\$0.00
291001	Herramientas Menores	\$22,329.00	\$170,171.39	\$192,500.39	\$85,357.19	\$107,143.20	\$85,357.19	\$0.00	\$107,143.20	\$85,357.19	\$85,357.19	\$0.00
292000	Refacciones y accesorios menores de edificios	\$7,982.00	-\$4,577.00	\$3,405.00	\$1,401.45	\$2,003.55	\$1,401.45	\$0.00	\$2,003.55	\$1,401.45	\$1,401.45	\$0.00
292001	Refacciones y accesorios menores de edificios	\$7,982.00	-\$4,577.00	\$3,405.00	\$1,401.45	\$2,003.55	\$1,401.45	\$0.00	\$2,003.55	\$1,401.45	\$1,401.45	\$0.00
293000	Refacciones y accesorios menores de mobiliario y equipo	\$0.00	\$118.28	\$118.28	\$0.00	\$118.28	\$0.00	\$0.00	\$118.28	\$0.00	\$0.00	\$0.00
293001	Refacciones y accesorios menores de mobiliario y equipo	\$0.00	\$118.28	\$118.28	\$0.00	\$118.28	\$0.00	\$0.00	\$118.28	\$0.00	\$0.00	\$0.00
294000	Refacciones y accesorios menores de equipo de cómputc	\$127,072.00	\$458,450.75	\$585,522.75	\$143,870.43	\$441,652.32	\$143,870.43	\$0.00	\$441,652.32	\$143,870.43	\$143,870.43	\$0.00
294001	Refacciones y accesorios menores de equipo de cómputc	\$127,072.00	\$458,450.75	\$585,522.75	\$143,870.43	\$441,652.32	\$143,870.43	\$0.00	\$441,652.32	\$143,870.43	\$143,870.43	\$0.00
296000	Refacciones y accesorios menores de equipo de transpor	\$0.00	\$899.16	\$899.16	\$0.00	\$899.16	\$0.00	\$0.00	\$899.16	\$0.00	\$0.00	\$0.00
296001	Refacciones	\$0.00	\$899.16	\$899.16	\$0.00	\$899.16	\$0.00	\$0.00	\$899.16	\$0.00	\$0.00	\$0.00
299000	Refacciones y accesorios menores otros bienes muebles	\$16,311.00	\$85,577.79	\$101,888.79	\$83,276.29	\$18,612.50	\$83,276.29	\$0.00	\$18,612.50	\$83,276.29	\$83,276.29	\$0.00
299001	Refacciones y accesorios menores otros bienes muebles	\$16,311.00	\$85,577.79	\$101,888.79	\$83,276.29	\$18,612.50	\$83,276.29	\$0.00	\$18,612.50	\$83,276.29	\$83,276.29	\$0.00
300000	SERVICIOS GENERALES	\$7,418,487.78	\$11,398,427.00	\$18,816,915.03	\$3,986,304.62	\$14,830,610.41	\$3,986,304.62	\$0.00	\$14,830,610.41	\$3,825,681.63	\$3,825,681.63	\$160,622.99
310000	Servicios básicos	\$1,556,760.00	\$231,180.67	\$1,787,940.67	\$860,261.10	\$927,679.57	\$860,261.10	\$0.00	\$927,679.57	\$824,421.15	\$824,421.15	\$35,839.95
311000	Energía eléctrica	\$570,084.00	-\$167,236.80	\$402,847.20	\$169,249.10	\$233,598.10	\$169,249.10	\$0.00	\$233,598.10	\$146,290.10	\$146,290.10	\$22,959.00
311001	Servicio de Energía Eléctrica	\$570,084.00	-\$167,236.80	\$402,847.20	\$169,249.10	\$233,598.10	\$169,249.10	\$0.00	\$233,598.10	\$146,290.10	\$146,290.10	\$22,959.00
313000	Agua	\$168,000.00	\$0.01	\$168,000.01	\$61,360.40	\$106,639.61	\$61,360.40	\$0.00	\$106,639.61	\$48,479.45	\$48,479.45	\$12,880.95
313001	Servicio de Agua	\$168,000.00	\$0.01	\$168,000.01	\$61,360.40	\$106,639.61	\$61,360.40	\$0.00	\$106,639.61	\$48,479.45	\$48,479.45	\$12,880.95
314000	Telefonia tradicional	\$60,576.00	-\$6,575.99	\$54,000.01	\$23,952.08	\$30,047.93	\$23,952.08	\$0.00	\$30,047.93	\$23,952.08	\$23,952.08	\$0.00
314001	Servicio Telefónico Tradicional	\$60,576.00	-\$6,575.99	\$54,000.01	\$23,952.08	\$30,047.93	\$23,952.08	\$0.00	\$30,047.93	\$23,952.08	\$23,952.08	\$0.00



Usr: supervisor
Rep: rptEstadoPresupuestoEgresos_UA

**INSTITUTO TECNOLÓGICO SUPERIOR DE HUICHAPAN
HIDALGO**
Estado del Ejercicio del Presupuesto por Unidad Administrativa Al 30/jun/2016

Fecha y 11/jul/2016
hora de Impresión 05:37 p.m.

Unidad Administrativa	Objeto del Gasto	Aprobado	Ampliaciones / (Reducciones)	Presupuesto Vigente	Comprometido	Presupuesto Disponible para Comprometer	Devengado	Comprometido o No Devengado	Presupuesto Sin Devengar	Ejercido	Pagado	Cuentas por Pagar Deuda
315000	Telefonia celular	\$9,600.00	\$0.00	\$9,600.00	\$3,090.00	\$6,510.00	\$3,090.00	\$0.00	\$6,510.00	\$3,090.00	\$3,090.00	\$0.00
315001	Servicio de Telefonía Celular	\$9,600.00	\$0.00	\$9,600.00	\$3,090.00	\$6,510.00	\$3,090.00	\$0.00	\$6,510.00	\$3,090.00	\$3,090.00	\$0.00
317000	Servicios de acceso de Internet, redes y procesamiento d	\$748,500.00	\$394,993.45	\$1,143,493.45	\$595,958.97	\$547,534.48	\$595,958.97	\$0.00	\$547,534.48	\$595,958.97	\$595,958.97	\$0.00
317001	Servicios de Conducción de Señales Analógicas y Digital	\$748,500.00	\$394,993.45	\$1,143,493.45	\$595,958.97	\$547,534.48	\$595,958.97	\$0.00	\$547,534.48	\$595,958.97	\$595,958.97	\$0.00
319000	Servicios integrales y otros servicios	\$0.00	\$10,000.00	\$10,000.00	\$6,650.55	\$3,349.45	\$6,650.55	\$0.00	\$3,349.45	\$6,650.55	\$6,650.55	\$0.00
319004	Servicios integrales	\$0.00	\$10,000.00	\$10,000.00	\$6,650.55	\$3,349.45	\$6,650.55	\$0.00	\$3,349.45	\$6,650.55	\$6,650.55	\$0.00
320000	Servicios de arrendamiento	\$92,921.00	\$863,916.98	\$956,837.98	\$19,566.40	\$937,271.58	\$19,566.40	\$0.00	\$937,271.58	\$19,566.40	\$19,566.40	\$0.00
323000	Arrendamiento de mobiliario y equipo de administración, e	\$0.00	\$620,069.00	\$620,069.00	\$0.00	\$620,069.00	\$0.00	\$0.00	\$620,069.00	\$0.00	\$0.00	\$0.00
323004	Servicios de Mantenimiento de Aplicaciones Informáticas	\$0.00	\$620,069.00	\$620,069.00	\$0.00	\$620,069.00	\$0.00	\$0.00	\$620,069.00	\$0.00	\$0.00	\$0.00
325000	Arrendamiento de equipo de transporte	\$21,065.00	\$17,209.98	\$38,274.98	\$19,566.40	\$18,708.58	\$19,566.40	\$0.00	\$18,708.58	\$19,566.40	\$19,566.40	\$0.00
325001	Servicios de arrendamiento de vehículos y equipo de tran	\$21,065.00	\$17,209.98	\$38,274.98	\$19,566.40	\$18,708.58	\$19,566.40	\$0.00	\$18,708.58	\$19,566.40	\$19,566.40	\$0.00
327000	Arrendamiento de activos intangibles	\$0.00	\$230,000.00	\$230,000.00	\$0.00	\$230,000.00	\$0.00	\$0.00	\$230,000.00	\$0.00	\$0.00	\$0.00
327001	Arrendamiento de activos intangibles	\$0.00	\$230,000.00	\$230,000.00	\$0.00	\$230,000.00	\$0.00	\$0.00	\$230,000.00	\$0.00	\$0.00	\$0.00
329000	Otros arrendamientos	\$71,856.00	-\$3,362.00	\$68,494.00	\$0.00	\$68,494.00	\$0.00	\$0.00	\$68,494.00	\$0.00	\$0.00	\$0.00
329001	Otros arrendamientos	\$71,856.00	-\$3,362.00	\$68,494.00	\$0.00	\$68,494.00	\$0.00	\$0.00	\$68,494.00	\$0.00	\$0.00	\$0.00
330000	Servicios profesionales, científicos, técnicos y otros servi	\$1,206,619.99	\$9,030,917.70	\$10,237,537.69	\$1,120,693.51	\$9,116,844.18	\$1,120,693.51	\$0.00	\$9,116,844.18	\$1,099,733.47	\$1,099,733.47	\$20,960.04
331000	Servicios legales, de contabilidad, auditoría y relacionado	\$567,000.00	\$1,831,884.40	\$2,398,884.40	\$241,464.00	\$2,157,420.40	\$241,464.00	\$0.00	\$2,157,420.40	\$241,464.00	\$241,464.00	\$0.00
331002	Servicios de contabilidad, auditoría y servicios relacionad	\$0.00	\$110,000.00	\$110,000.00	\$6,960.00	\$103,040.00	\$6,960.00	\$0.00	\$103,040.00	\$6,960.00	\$6,960.00	\$0.00
331003	Servicios de Consultoría	\$567,000.00	\$1,721,884.40	\$2,288,884.40	\$234,504.00	\$2,054,380.40	\$234,504.00	\$0.00	\$2,054,380.40	\$234,504.00	\$234,504.00	\$0.00
332000	Servicios de diseño, arquitectura, ingeniería y actividades	\$0.00	\$1,186,390.72	\$1,186,390.72	\$8,729.00	\$1,177,661.72	\$8,729.00	\$0.00	\$1,177,661.72	\$8,729.00	\$8,729.00	\$0.00
332001	Servicios de arquitectura, ingeniería y actividades relacio	\$0.00	\$1,186,390.72	\$1,186,390.72	\$8,729.00	\$1,177,661.72	\$8,729.00	\$0.00	\$1,177,661.72	\$8,729.00	\$8,729.00	\$0.00
333000	Servicios de consultoría administrativa, procesos, técnica	\$8,500.00	\$1,085,000.00	\$1,093,500.00	\$8,120.00	\$1,085,380.00	\$8,120.00	\$0.00	\$1,085,380.00	\$8,120.00	\$8,120.00	\$0.00
333001	Servicios de informática	\$8,500.00	\$1,085,000.00	\$1,093,500.00	\$8,120.00	\$1,085,380.00	\$8,120.00	\$0.00	\$1,085,380.00	\$8,120.00	\$8,120.00	\$0.00
334000	Servicios de capacitación	\$604,119.99	\$3,212,760.51	\$3,816,880.50	\$676,963.47	\$3,139,917.03	\$676,963.47	\$0.00	\$3,139,917.03	\$662,115.47	\$662,115.47	\$14,848.00
334001	Capacitación	\$604,119.99	\$3,212,760.51	\$3,816,880.50	\$676,963.47	\$3,139,917.03	\$676,963.47	\$0.00	\$3,139,917.03	\$662,115.47	\$662,115.47	\$14,848.00
336000	Servicios de apoyo administrativo, fotocopiado e impresió	\$15,000.00	\$0.00	\$15,000.00	\$0.00	\$15,000.00	\$0.00	\$0.00	\$15,000.00	\$0.00	\$0.00	\$0.00
336002	Formas valoradas	\$15,000.00	\$0.00	\$15,000.00	\$0.00	\$15,000.00	\$0.00	\$0.00	\$15,000.00	\$0.00	\$0.00	\$0.00
339000	Servicios profesionales, científicos y técnicos integrales	\$12,000.00	\$1,714,882.07	\$1,726,882.07	\$185,417.04	\$1,541,465.03	\$185,417.04	\$0.00	\$1,541,465.03	\$179,305.00	\$179,305.00	\$6,112.04
339001	Estudios e Investigaciones	\$12,000.00	\$1,591,434.42	\$1,603,434.42	\$185,417.04	\$1,418,017.38	\$185,417.04	\$0.00	\$1,418,017.38	\$179,305.00	\$179,305.00	\$6,112.04
339003	Prestación de Servicios Profesionales	\$0.00	\$123,447.65	\$123,447.65	\$0.00	\$123,447.65	\$0.00	\$0.00	\$123,447.65	\$0.00	\$0.00	\$0.00
340000	Servicios financieros, bancarios y comerciales	\$371,324.79	-\$23,442.47	\$347,882.32	\$24,225.04	\$323,657.28	\$24,225.04	\$0.00	\$323,657.28	\$24,225.04	\$24,225.04	\$0.00



Usr: supervisor
Rep: rptEstadoPresupuestoEgresos_UA

**INSTITUTO TECNOLÓGICO SUPERIOR DE HUICHAPAN
HIDALGO**
Estado del Ejercicio del Presupuesto por Unidad Administrativa Al 30/jun/2016

Fecha y 11/jul/2016
hora de Impresión 05:37 p.m.

Unidad Administrativa		Aprobado	Ampliaciones / (Reducciones)	Presupuesto Vigente	Comprometido	Presupuesto Disponible para Comprometer	Devengado	Comprometid o No Devengado	Presupuesto Sin Devengar	Ejercido	Pagado	Cuentas por Pagar Deuda
Objeto	del Gasto											
341000	Servicios financieros y bancarios	\$924.79	-\$924.79	\$0.00	\$0.00	\$0.00	\$0.00	\$0.00	\$0.00	\$0.00	\$0.00	\$0.00
341001	Intereses, Descuentos, y otros Servicios Bancarios	\$924.79	-\$924.79	\$0.00	\$0.00	\$0.00	\$0.00	\$0.00	\$0.00	\$0.00	\$0.00	\$0.00
345000	Seguro de bienes patrimoniales	\$350,000.00	-\$22,667.68	\$327,332.32	\$11,378.14	\$315,954.18	\$11,378.14	\$0.00	\$315,954.18	\$11,378.14	\$11,378.14	\$0.00
345001	Seguros	\$350,000.00	-\$22,667.68	\$327,332.32	\$11,378.14	\$315,954.18	\$11,378.14	\$0.00	\$315,954.18	\$11,378.14	\$11,378.14	\$0.00
349000	Servicios financieros, bancarios y comerciales integrales	\$20,400.00	\$150.00	\$20,550.00	\$12,846.90	\$7,703.10	\$12,846.90	\$0.00	\$7,703.10	\$12,846.90	\$12,846.90	\$0.00
349001	Servicios financieros, bancarios y comerciales integrales	\$20,400.00	\$150.00	\$20,550.00	\$12,846.90	\$7,703.10	\$12,846.90	\$0.00	\$7,703.10	\$12,846.90	\$12,846.90	\$0.00
350000	Servicios de instalación, reparación, mantenimiento y cons	\$499,471.00	\$976,914.00	\$1,476,385.00	\$209,928.93	\$1,266,456.07	\$209,928.93	\$0.00	\$1,266,456.07	\$209,928.93	\$209,928.93	\$0.00
351000	Conservación y mantenimiento menor de inmuebles	\$119,208.00	\$8,544.00	\$127,752.00	\$20,559.36	\$107,192.64	\$20,559.36	\$0.00	\$107,192.64	\$20,559.36	\$20,559.36	\$0.00
351001	Conservación y mantenimiento menor de inmuebles	\$119,208.00	\$8,544.00	\$127,752.00	\$20,559.36	\$107,192.64	\$20,559.36	\$0.00	\$107,192.64	\$20,559.36	\$20,559.36	\$0.00
352000	Instalación, reparación y mantenimiento de mobiliario y ec	\$41,888.00	\$713,024.00	\$754,912.00	\$16,189.71	\$738,722.29	\$16,189.71	\$0.00	\$738,722.29	\$16,189.71	\$16,189.71	\$0.00
352001	Mantenimiento de Mobiliario y Equipo de Administración	\$41,888.00	\$7,000.00	\$48,888.00	\$16,189.71	\$32,698.29	\$16,189.71	\$0.00	\$32,698.29	\$16,189.71	\$16,189.71	\$0.00
352002	Mantenimiento de Equipo y Aparatos de Comunicación y	\$0.00	\$706,024.00	\$706,024.00	\$0.00	\$706,024.00	\$0.00	\$0.00	\$706,024.00	\$0.00	\$0.00	\$0.00
353000	Instalación, reparación y mantenimiento de equipo de cóm	\$5,000.00	\$285,000.00	\$290,000.00	\$0.00	\$290,000.00	\$0.00	\$0.00	\$290,000.00	\$0.00	\$0.00	\$0.00
353001	Mantenimiento de bienes informáticos	\$5,000.00	\$285,000.00	\$290,000.00	\$0.00	\$290,000.00	\$0.00	\$0.00	\$290,000.00	\$0.00	\$0.00	\$0.00
355000	Reparación y mantenimiento de equipo de transporte	\$268,200.00	-\$34,654.00	\$233,546.00	\$104,295.58	\$129,250.42	\$104,295.58	\$0.00	\$129,250.42	\$104,295.58	\$104,295.58	\$0.00
355001	Mantenimiento de Vehículos	\$268,200.00	-\$34,654.00	\$233,546.00	\$104,295.58	\$129,250.42	\$104,295.58	\$0.00	\$129,250.42	\$104,295.58	\$104,295.58	\$0.00
357000	Instalación, reparación y mantenimiento de maquinaria, o	\$65,175.00	\$5,000.00	\$70,175.00	\$68,884.28	\$1,290.72	\$68,884.28	\$0.00	\$1,290.72	\$68,884.28	\$68,884.28	\$0.00
357001	Mantenimiento de Maquinaria y Equipo	\$65,175.00	\$0.00	\$65,175.00	\$65,174.60	\$0.40	\$65,174.60	\$0.00	\$0.40	\$65,174.60	\$65,174.60	\$0.00
357003	Mantenimiento de Señalizaciones	\$0.00	\$5,000.00	\$5,000.00	\$3,709.68	\$1,290.32	\$3,709.68	\$0.00	\$1,290.32	\$3,709.68	\$3,709.68	\$0.00
360000	Servicios de comunicación social y publicidad	\$1,296,166.00	-\$28,676.00	\$1,267,490.00	\$698,358.87	\$569,131.13	\$698,358.87	\$0.00	\$569,131.13	\$698,358.87	\$698,358.87	\$0.00
361000	Difusión por radio, televisión y otros medios de mensajes	\$1,076,948.00	\$81,256.00	\$1,158,204.00	\$608,572.87	\$549,631.13	\$608,572.87	\$0.00	\$549,631.13	\$608,572.87	\$608,572.87	\$0.00
361001	Difusión de programas y actividades gubernamentales	\$45,474.00	\$118,476.00	\$163,950.00	\$86,240.91	\$77,709.09	\$86,240.91	\$0.00	\$77,709.09	\$86,240.91	\$86,240.91	\$0.00
361002	Impresiones y Publicaciones Oficiales	\$1,031,474.00	-\$37,220.00	\$994,254.00	\$522,331.96	\$471,922.04	\$522,331.96	\$0.00	\$471,922.04	\$522,331.96	\$522,331.96	\$0.00
362000	Difusión por radio, televisión y otros medios de mensajes	\$219,218.00	-\$109,932.00	\$109,286.00	\$89,786.00	\$19,500.00	\$89,786.00	\$0.00	\$19,500.00	\$89,786.00	\$89,786.00	\$0.00
362001	Difusión por radio, televisión y otros medios de mensajes	\$219,218.00	-\$109,932.00	\$109,286.00	\$89,786.00	\$19,500.00	\$89,786.00	\$0.00	\$19,500.00	\$89,786.00	\$89,786.00	\$0.00
370000	Servicios de traslado y viáticos	\$914,703.00	\$217,288.18	\$1,131,991.18	\$297,885.54	\$834,105.64	\$297,885.54	\$0.00	\$834,105.64	\$297,885.54	\$297,885.54	\$0.00
371000	Pasajes aéreos	\$154,000.00	\$11,519.48	\$165,519.48	\$28,003.00	\$137,516.48	\$28,003.00	\$0.00	\$137,516.48	\$28,003.00	\$28,003.00	\$0.00
371001	Pasajes aéreos	\$154,000.00	\$11,519.48	\$165,519.48	\$28,003.00	\$137,516.48	\$28,003.00	\$0.00	\$137,516.48	\$28,003.00	\$28,003.00	\$0.00
372000	Pasajes terrestres	\$215,968.00	\$74,414.80	\$290,382.80	\$86,549.26	\$203,833.54	\$86,549.26	\$0.00	\$203,833.54	\$86,549.26	\$86,549.26	\$0.00
372001	Pasajes terrestres	\$215,968.00	\$74,414.80	\$290,382.80	\$86,549.26	\$203,833.54	\$86,549.26	\$0.00	\$203,833.54	\$86,549.26	\$86,549.26	\$0.00
375000	Viáticos en el país	\$534,735.00	\$107,417.17	\$642,152.17	\$183,333.28	\$458,818.89	\$183,333.28	\$0.00	\$458,818.89	\$183,333.28	\$183,333.28	\$0.00



Usr: supervisor
Rep: rptEstadoPresupuestoEgresos_UA

INSTITUTO TECNOLÓGICO SUPERIOR DE HUICHAPAN HIDALGO

Estado del Ejercicio del Presupuesto por Unidad Administrativa Al 30/jun/2016

Fecha y hora de Impresión | 11/jul/2016
05:37 p.m.

Unidad Administrativa	Aprobado	Ampliaciones / (Reducciones)	Presupuesto Vigente	Comprometido	Presupuesto Disponible para Comprometer	Devengado	Comprometid o No Devengado	Presupuesto Sin Devengar	Ejercido	Pagado	Cuentas por Pagar Deuda	
Objeto del Gasto												
375001	Viáticos en el país	\$534,735.00	\$107,417.17	\$642,152.17	\$183,333.28	\$458,818.89	\$183,333.28	\$0.00	\$458,818.89	\$183,333.28	\$183,333.28	\$0.00
376000	Viáticos en el extranjero	\$10,000.00	\$23,936.73	\$33,936.73	\$0.00	\$33,936.73	\$0.00	\$0.00	\$33,936.73	\$0.00	\$0.00	\$0.00
376001	Viáticos en el extranjero	\$10,000.00	\$23,936.73	\$33,936.73	\$0.00	\$33,936.73	\$0.00	\$0.00	\$33,936.73	\$0.00	\$0.00	\$0.00
380000	Servicios oficiales	\$282,734.00	\$41,628.19	\$324,362.19	\$127,188.20	\$197,173.99	\$127,188.20	\$0.00	\$197,173.99	\$127,188.20	\$127,188.20	\$0.00
382000	Gastos de orden social y cultural	\$162,104.00	-\$19,999.95	\$142,104.05	\$76,630.20	\$65,473.85	\$76,630.20	\$0.00	\$65,473.85	\$76,630.20	\$76,630.20	\$0.00
382002	Eventos Culturales	\$162,104.00	-\$19,999.95	\$142,104.05	\$76,630.20	\$65,473.85	\$76,630.20	\$0.00	\$65,473.85	\$76,630.20	\$76,630.20	\$0.00
383000	Congresos y convenciones	\$120,630.00	\$61,628.14	\$182,258.14	\$50,558.00	\$131,700.14	\$50,558.00	\$0.00	\$131,700.14	\$50,558.00	\$50,558.00	\$0.00
383001	Congresos, Convenciones	\$120,630.00	\$61,628.14	\$182,258.14	\$50,558.00	\$131,700.14	\$50,558.00	\$0.00	\$131,700.14	\$50,558.00	\$50,558.00	\$0.00
390000	Otros servicios generales	\$1,197,788.00	\$88,700.00	\$1,286,488.00	\$628,197.03	\$658,290.97	\$628,197.03	\$0.00	\$658,290.97	\$524,374.03	\$524,374.03	\$103,823.00
392000	Impuestos y derechos	\$373,758.00	\$88,700.00	\$462,458.00	\$287,448.03	\$175,009.97	\$287,448.03	\$0.00	\$175,009.97	\$287,448.03	\$287,448.03	\$0.00
392005	Pago de otros impuestos	\$0.00	\$6,760.00	\$6,760.00	\$0.00	\$6,760.00	\$0.00	\$0.00	\$6,760.00	\$0.00	\$0.00	\$0.00
392006	Pago de derechos	\$373,758.00	\$81,940.00	\$455,698.00	\$287,448.03	\$168,249.97	\$287,448.03	\$0.00	\$168,249.97	\$287,448.03	\$287,448.03	\$0.00
398000	Impuesto sobre nóminas y otros que se deriven de una re	\$824,030.00	\$0.00	\$824,030.00	\$340,749.00	\$483,281.00	\$340,749.00	\$0.00	\$483,281.00	\$236,926.00	\$236,926.00	\$103,823.00
398001	Impuesto sobre nóminas y otros que se deriven de una re	\$824,030.00	\$0.00	\$824,030.00	\$340,749.00	\$483,281.00	\$340,749.00	\$0.00	\$483,281.00	\$236,926.00	\$236,926.00	\$103,823.00
400000	TRANSFERENCIAS, ASIGNACIONES, SUBSIDIO	\$211,953.00	\$1,909,981.00	\$2,121,934.00	\$191,884.26	\$1,930,049.74	\$191,884.26	\$0.00	\$1,930,049.74	\$191,884.26	\$191,884.26	\$0.00
440000	Ayudas sociales	\$211,953.00	\$1,909,981.00	\$2,121,934.00	\$191,884.26	\$1,930,049.74	\$191,884.26	\$0.00	\$1,930,049.74	\$191,884.26	\$191,884.26	\$0.00
442000	Becas y otras ayudas para programas de capacitación	\$211,953.00	\$1,909,981.00	\$2,121,934.00	\$191,884.26	\$1,930,049.74	\$191,884.26	\$0.00	\$1,930,049.74	\$191,884.26	\$191,884.26	\$0.00
442001	Becas	\$211,953.00	\$1,909,981.00	\$2,121,934.00	\$191,884.26	\$1,930,049.74	\$191,884.26	\$0.00	\$1,930,049.74	\$191,884.26	\$191,884.26	\$0.00
500000	BIENES MUEBLES, INMUEBLES E INTANGIBLES	\$7,841,599.59	-\$656,535.41	\$7,185,064.18	\$1,328,739.51	\$5,856,324.67	\$1,328,739.51	\$0.00	\$5,856,324.67	\$1,328,739.51	\$1,328,739.51	\$0.00
510000	Mobiliario y equipo de administración	\$352,728.53	\$2,530,303.10	\$2,883,031.63	\$758,202.67	\$2,124,828.96	\$758,202.67	\$0.00	\$2,124,828.96	\$758,202.67	\$758,202.67	\$0.00
511000	Muebles de oficina y estantería	\$21,053.68	\$238,191.48	\$259,245.16	\$32,327.06	\$226,918.10	\$32,327.06	\$0.00	\$226,918.10	\$32,327.06	\$32,327.06	\$0.00
511001	Muebles de oficina y estantería	\$21,053.68	\$238,191.48	\$259,245.16	\$32,327.06	\$226,918.10	\$32,327.06	\$0.00	\$226,918.10	\$32,327.06	\$32,327.06	\$0.00
513000	Bienes artísticos, culturales y científicos	\$0.00	\$16.20	\$16.20	\$0.00	\$16.20	\$0.00	\$0.00	\$16.20	\$0.00	\$0.00	\$0.00
513001	Bienes Artísticos y Culturales	\$0.00	\$16.20	\$16.20	\$0.00	\$16.20	\$0.00	\$0.00	\$16.20	\$0.00	\$0.00	\$0.00
515000	Equipo de cómputo y de tecnología de la información	\$330,174.85	\$2,162,155.08	\$2,492,329.93	\$670,814.27	\$1,821,515.66	\$670,814.27	\$0.00	\$1,821,515.66	\$670,814.27	\$670,814.27	\$0.00
515001	Bienes informáticos	\$330,174.85	\$2,162,155.08	\$2,492,329.93	\$670,814.27	\$1,821,515.66	\$670,814.27	\$0.00	\$1,821,515.66	\$670,814.27	\$670,814.27	\$0.00
519000	Otros mobiliarios y equipos de administración	\$1,500.00	\$129,940.34	\$131,440.34	\$55,061.34	\$76,379.00	\$55,061.34	\$0.00	\$76,379.00	\$55,061.34	\$55,061.34	\$0.00
519001	Equipo de Administración	\$1,500.00	\$129,940.34	\$131,440.34	\$55,061.34	\$76,379.00	\$55,061.34	\$0.00	\$76,379.00	\$55,061.34	\$55,061.34	\$0.00
520000	Mobiliario y equipo educacional y recreativo	\$14,500.00	\$833,189.84	\$847,689.84	\$115,576.02	\$732,113.82	\$115,576.02	\$0.00	\$732,113.82	\$115,576.02	\$115,576.02	\$0.00
521000	Equipos y aparatos audiovisuales	\$0.00	\$453,145.00	\$453,145.00	\$89,485.00	\$363,660.00	\$89,485.00	\$0.00	\$363,660.00	\$89,485.00	\$89,485.00	\$0.00
521001	Equipos y aparatos audiovisuales	\$0.00	\$453,145.00	\$453,145.00	\$89,485.00	\$363,660.00	\$89,485.00	\$0.00	\$363,660.00	\$89,485.00	\$89,485.00	\$0.00



Usr: supervisor
Rep: rptEstadoPresupuestoEgresos-UA

**INSTITUTO TECNOLÓGICO SUPERIOR DE HUICHAPAN
HIDALGO**
Estado del Ejercicio del Presupuesto por Unidad Administrativa Al 30/jun/2016

Fecha y 11/jul/2016
hora de Impresión 05:37 p.m.

Unidad Administrativa		Aprobado	Ampliaciones / (Reducciones)	Presupuesto Vigente	Comprometido	Presupuesto Disponible para Comprometer	Devengado	Comprometid o No Devengado	Presupuesto Sin Devengar	Ejercido	Pagado	Cuentas por Pagar Deuda
Objeto	del Gasto											
522000	Aparatos deportivos	\$6,500.00	-\$1,500.00	\$5,000.00	\$0.00	\$5,000.00	\$0.00	\$0.00	\$5,000.00	\$0.00	\$0.00	\$0.00
522001	Aparatos deportivos	\$6,500.00	-\$1,500.00	\$5,000.00	\$0.00	\$5,000.00	\$0.00	\$0.00	\$5,000.00	\$0.00	\$0.00	\$0.00
523000	Cámaras fotográficas y de video	\$8,000.00	\$91,507.36	\$99,507.36	\$13,840.04	\$85,667.32	\$13,840.04	\$0.00	\$85,667.32	\$13,840.04	\$13,840.04	\$0.00
523001	Cámaras fotográficas y de video	\$8,000.00	\$91,507.36	\$99,507.36	\$13,840.04	\$85,667.32	\$13,840.04	\$0.00	\$85,667.32	\$13,840.04	\$13,840.04	\$0.00
529000	Otro mobiliario y equipo educacional y recreativo	\$0.00	\$290,037.48	\$290,037.48	\$12,250.98	\$277,786.50	\$12,250.98	\$0.00	\$277,786.50	\$12,250.98	\$12,250.98	\$0.00
529001	Equipo Educacional y Recreativo	\$0.00	\$290,037.48	\$290,037.48	\$12,250.98	\$277,786.50	\$12,250.98	\$0.00	\$277,786.50	\$12,250.98	\$12,250.98	\$0.00
530000	Equipo e instrumental médico y de laboratorio	\$66,367.00	\$449,534.52	\$515,901.52	\$8,988.22	\$506,913.30	\$8,988.22	\$0.00	\$506,913.30	\$8,988.22	\$8,988.22	\$0.00
531000	Equipo médico y de laboratorio	\$0.00	\$241,501.42	\$241,501.42	\$8,988.22	\$232,513.20	\$8,988.22	\$0.00	\$232,513.20	\$8,988.22	\$8,988.22	\$0.00
531001	Equipo médico y de laboratorio	\$0.00	\$241,501.42	\$241,501.42	\$8,988.22	\$232,513.20	\$8,988.22	\$0.00	\$232,513.20	\$8,988.22	\$8,988.22	\$0.00
532000	Instrumental médico y de laboratorio	\$66,367.00	\$208,033.10	\$274,400.10	\$0.00	\$274,400.10	\$0.00	\$0.00	\$274,400.10	\$0.00	\$0.00	\$0.00
532001	Instrumental Médico y de Laboratorio	\$66,367.00	\$208,033.10	\$274,400.10	\$0.00	\$274,400.10	\$0.00	\$0.00	\$274,400.10	\$0.00	\$0.00	\$0.00
540000	Vehiculos y equipo de transporte	\$0.00	\$703,669.00	\$703,669.00	\$0.00	\$703,669.00	\$0.00	\$0.00	\$703,669.00	\$0.00	\$0.00	\$0.00
541000	Vehiculos y equipo terrestre	\$0.00	\$703,669.00	\$703,669.00	\$0.00	\$703,669.00	\$0.00	\$0.00	\$703,669.00	\$0.00	\$0.00	\$0.00
541001	Vehiculos y Equipo Terrestre	\$0.00	\$703,669.00	\$703,669.00	\$0.00	\$703,669.00	\$0.00	\$0.00	\$703,669.00	\$0.00	\$0.00	\$0.00
560000	Maquinaria, otros equipos y herramientas	\$519,123.54	\$768,222.17	\$1,287,345.71	\$41,808.29	\$1,245,537.42	\$41,808.29	\$0.00	\$1,245,537.42	\$41,808.29	\$41,808.29	\$0.00
562000	Maquinaria y equipo industrial	\$0.00	\$803.39	\$803.39	\$0.00	\$803.39	\$0.00	\$0.00	\$803.39	\$0.00	\$0.00	\$0.00
562001	Maquinaria y equipo industrial	\$0.00	\$803.39	\$803.39	\$0.00	\$803.39	\$0.00	\$0.00	\$803.39	\$0.00	\$0.00	\$0.00
563000	Maquinaria y equipo de construcción	\$79,410.00	-\$49,410.00	\$30,000.00	\$0.00	\$30,000.00	\$0.00	\$0.00	\$30,000.00	\$0.00	\$0.00	\$0.00
563001	Equipo de Construcción	\$79,410.00	-\$49,410.00	\$30,000.00	\$0.00	\$30,000.00	\$0.00	\$0.00	\$30,000.00	\$0.00	\$0.00	\$0.00
564000	Sistemas de aire acondicionado, calefacción y de refriger.	\$0.00	\$104,401.00	\$104,401.00	\$878.00	\$103,523.00	\$878.00	\$0.00	\$103,523.00	\$878.00	\$878.00	\$0.00
564001	Sistemas de aire acondicionado, calefacción y de refriger.	\$0.00	\$104,401.00	\$104,401.00	\$878.00	\$103,523.00	\$878.00	\$0.00	\$103,523.00	\$878.00	\$878.00	\$0.00
565000	Equipo de comunicación y telecomunicación	\$12,000.00	\$29,378.10	\$41,378.10	\$27,732.82	\$13,645.28	\$27,732.82	\$0.00	\$13,645.28	\$27,732.82	\$27,732.82	\$0.00
565001	Equipos y Aparatos de Comunicación y Telecomunicación	\$12,000.00	\$29,378.10	\$41,378.10	\$27,732.82	\$13,645.28	\$27,732.82	\$0.00	\$13,645.28	\$27,732.82	\$27,732.82	\$0.00
566000	Equipos de generación eléctrica, aparatos y accesorios el	\$10,750.00	\$168,540.05	\$179,290.05	\$5,031.05	\$174,259.00	\$5,031.05	\$0.00	\$174,259.00	\$5,031.05	\$5,031.05	\$0.00
566001	Equipos de generación eléctrica, aparatos y accesorios el	\$10,750.00	\$168,540.05	\$179,290.05	\$5,031.05	\$174,259.00	\$5,031.05	\$0.00	\$174,259.00	\$5,031.05	\$5,031.05	\$0.00
567000	Herramientas y máquinas-herramienta	\$416,963.54	-\$328,674.73	\$88,288.81	\$8,166.42	\$80,122.39	\$8,166.42	\$0.00	\$80,122.39	\$8,166.42	\$8,166.42	\$0.00
567001	Herramientas y Máquinas-Herramientas	\$416,963.54	-\$328,674.73	\$88,288.81	\$8,166.42	\$80,122.39	\$8,166.42	\$0.00	\$80,122.39	\$8,166.42	\$8,166.42	\$0.00
569000	Otros equipos	\$0.00	\$843,184.36	\$843,184.36	\$0.00	\$843,184.36	\$0.00	\$0.00	\$843,184.36	\$0.00	\$0.00	\$0.00
569001	Otros equipos	\$0.00	\$843,184.36	\$843,184.36	\$0.00	\$843,184.36	\$0.00	\$0.00	\$843,184.36	\$0.00	\$0.00	\$0.00
590000	Activos intangibles	\$6,888,880.52	-\$5,941,454.00	\$947,426.48	\$404,164.31	\$543,262.17	\$404,164.31	\$0.00	\$543,262.17	\$404,164.31	\$404,164.31	\$0.00
591000	Software	\$6,410,880.52	-\$5,643,454.04	\$767,426.48	\$334,216.31	\$433,210.17	\$334,216.31	\$0.00	\$433,210.17	\$334,216.31	\$334,216.31	\$0.00




Usr: supervisor
Rep: rptEstadoPresupuestoEgresos-UA


**INSTITUTO TECNOLÓGICO SUPERIOR DE HUICHAPAN
HIDALGO**
Estado del Ejercicio del Presupuesto por Unidad Administrativa Al 30/jun/2016

Fecha y hora de Impresión | 11/jul/2016
05:37 p.m.

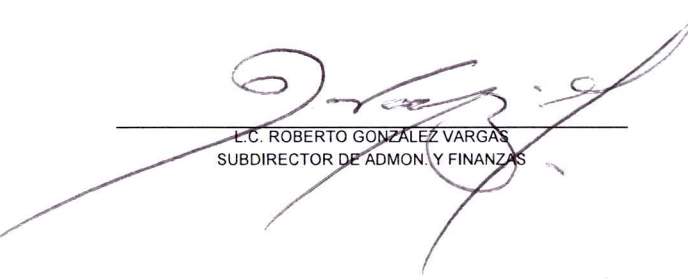
Unidad Administrativa	Objeto del Gasto	Aprobado	Ampliaciones / (Reducciones)	Presupuesto Vigente	Comprometido	Presupuesto Disponible para Comprometer	Devengado	Comprometido o No Devengado	Presupuesto Sin Devengar	Ejercido	Pagado	Cuentas por Pagar Deuda
591001	Software	\$6,410,880.52	-\$5,643,454.04	\$767,426.48	\$334,216.31	\$433,210.17	\$334,216.31	\$0.00	\$433,210.17	\$334,216.31	\$334,216.31	\$0.00
597000	Licencias informáticas e intelectuales	\$478,000.00	-\$298,000.00	\$180,000.00	\$69,948.00	\$110,052.00	\$69,948.00	\$0.00	\$110,052.00	\$69,948.00	\$69,948.00	\$0.00
597001	Licencias informáticas e intelectuales	\$478,000.00	-\$298,000.00	\$180,000.00	\$69,948.00	\$110,052.00	\$69,948.00	\$0.00	\$110,052.00	\$69,948.00	\$69,948.00	\$0.00
600000	INVERSION PUBLICA	\$1,357.81	\$17,451,597.00	\$17,452,955.29	\$2,460,736.20	\$14,992,219.09	\$2,460,736.20	\$0.00	\$14,992,219.09	\$2,460,736.20	\$2,460,736.20	\$0.00
620000	Obra pública en bienes propios	\$1,357.81	\$17,451,597.00	\$17,452,955.29	\$2,460,736.20	\$14,992,219.09	\$2,460,736.20	\$0.00	\$14,992,219.09	\$2,460,736.20	\$2,460,736.20	\$0.00
622000	Edificación no habitacional	\$1,357.81	\$17,451,597.00	\$17,452,955.29	\$2,460,736.20	\$14,992,219.09	\$2,460,736.20	\$0.00	\$14,992,219.09	\$2,460,736.20	\$2,460,736.20	\$0.00
622001	Edificación no habitacional	\$1,357.81	\$17,451,597.00	\$17,452,955.29	\$2,460,736.20	\$14,992,219.09	\$2,460,736.20	\$0.00	\$14,992,219.09	\$2,460,736.20	\$2,460,736.20	\$0.00
INSTITUTO TECNOLÓGICO SUPERIOR		\$64,729,166.18	-\$33,977,023.31	\$98,706,189.49	\$28,936,234.13	\$69,769,955.36	\$28,936,234.13	\$0.00	\$69,769,955.36	\$25,922,221.80	\$25,922,221.80	\$3,014,012.33
Total Final		\$64,729,166.18	-\$33,977,023.31	\$98,706,189.49	\$28,936,234.13	\$69,769,955.36	\$28,936,234.13	\$0.00	\$69,769,955.36	\$25,922,221.80	\$25,922,221.80	\$3,014,012.33



ING. MARIA ANGELICA BRAVO CADENA
DIRECTORA GENERAL



L.C. ARACELI MEZA PEREZ
JEFA DEL DEPTO. DE RECURSOS FINANCIEROS



L.C. ROBERTO GONZALEZ VARGAS
SUBDIRECTOR DE ADMON. Y FINANZAS