



Usr: supervisor
Rep: rptEstadoPresupuestoEgresos

**INSTITUTO TECNOLÓGICO SUPERIOR DE HUICHAPAN
HIDALGO**
Estado del Ejercicio del Presupuesto por Capitulo del Gasto Al 30/sep/2016


Fecha y | 08/oct/2016
hora de Impresión | 12:17 p.m.

Objeto del Gasto	Aprobado	Ampliaciones / (Reducciones)	Presupuesto Vigente	Comprometido	Presupuesto Disponible para Comprometer	Devengado	Comprometido No Devengado	Presupuesto Sin Devengar	Ejercido	Pagado	Cuentas por Pagar Deuda
100000 SERVICIOS PERSONALES	\$46,604,608.00	\$2,131,160.25	\$48,735,768.25	\$29,631,484.13	\$19,104,284.12	\$29,631,484.13	\$0.00	\$19,104,284.12	\$25,935,240.98	\$25,935,240.98	\$3,696,243.15
110000 Remuneraciones al personal de carácter permanente	\$25,955,880.00	\$1,899,812.00	\$27,855,692.00	\$18,916,252.52	\$8,939,439.48	\$18,916,252.52	\$0.00	\$8,939,439.48	\$18,916,252.52	\$18,916,252.52	\$0.00
113000 Sueldos base al personal permanente	\$25,955,880.00	\$1,899,812.00	\$27,855,692.00	\$18,916,252.52	\$8,939,439.48	\$18,916,252.52	\$0.00	\$8,939,439.48	\$18,916,252.52	\$18,916,252.52	\$0.00
113001 Sueldos	\$25,955,880.00	\$1,899,812.00	\$27,855,692.00	\$18,916,252.52	\$8,939,439.48	\$18,916,252.52	\$0.00	\$8,939,439.48	\$18,916,252.52	\$18,916,252.52	\$0.00
120000 Remuneraciones al personal de carácter transitorio	\$44,300.00	\$51,696.80	\$95,996.80	\$47,447.81	\$48,548.99	\$47,447.81	\$0.00	\$48,548.99	\$47,447.81	\$47,447.81	\$0.00
121000 Honorarios asimilables a salarios	\$44,300.00	\$51,696.80	\$95,996.80	\$47,447.81	\$48,548.99	\$47,447.81	\$0.00	\$48,548.99	\$47,447.81	\$47,447.81	\$0.00
121001 Honorarios Asimilados	\$44,300.00	\$51,696.80	\$95,996.80	\$47,447.81	\$48,548.99	\$47,447.81	\$0.00	\$48,548.99	\$47,447.81	\$47,447.81	\$0.00
130000 Remuneraciones adicionales y especiales	\$10,032,824.00	-\$16,576.75	\$10,016,247.25	\$5,551,838.61	\$4,464,408.64	\$5,551,838.61	\$0.00	\$4,464,408.64	\$2,166,591.66	\$2,166,591.66	\$3,385,246.95
131000 Primas por años de servicios efectivos prestados	\$742,632.00	\$51,340.00	\$793,972.00	\$648,937.99	\$145,034.01	\$648,937.99	\$0.00	\$145,034.01	\$648,937.99	\$648,937.99	\$0.00
131003 Prima de Antigüedad	\$742,632.00	\$51,340.00	\$793,972.00	\$648,937.99	\$145,034.01	\$648,937.99	\$0.00	\$145,034.01	\$648,937.99	\$648,937.99	\$0.00
132000 Primas de vacaciones, dominical y gratificación de fin de...	\$8,468,408.00	-\$69,281.75	\$8,399,126.25	\$4,377,347.44	\$4,021,778.81	\$4,377,347.44	\$0.00	\$4,021,778.81	\$992,100.49	\$992,100.49	\$3,385,246.95
132001 Prima de Vacaciones y Dominical	\$2,622,018.00	-\$187,368.24	\$2,434,649.76	\$1,262,041.76	\$1,172,608.00	\$1,262,041.76	\$0.00	\$1,172,608.00	\$865,223.53	\$865,223.53	\$396,818.23
132002 Gratificación Anual	\$5,846,390.00	\$118,086.49	\$5,964,476.49	\$3,115,305.68	\$2,849,170.81	\$3,115,305.68	\$0.00	\$2,849,170.81	\$126,876.96	\$126,876.96	\$2,988,428.72
134000 Compensaciones	\$821,784.00	\$1,365.00	\$823,149.00	\$525,553.18	\$297,595.82	\$525,553.18	\$0.00	\$297,595.82	\$525,553.18	\$525,553.18	\$0.00
134001 Compensaciones	\$256,896.00	\$0.00	\$256,896.00	\$161,412.72	\$95,483.28	\$161,412.72	\$0.00	\$95,483.28	\$161,412.72	\$161,412.72	\$0.00
134009 Compensación por Adquisición de Material Didáctico	\$564,888.00	\$1,365.00	\$566,253.00	\$364,140.46	\$202,112.54	\$364,140.46	\$0.00	\$202,112.54	\$364,140.46	\$364,140.46	\$0.00
140000 Seguridad Social	\$6,171,984.00	\$257,451.00	\$6,429,435.00	\$3,677,037.91	\$2,752,397.09	\$3,677,037.91	\$0.00	\$2,752,397.09	\$3,366,041.71	\$3,366,041.71	\$310,996.20
141000 Aportaciones de seguridad social	\$4,311,744.00	\$167,792.40	\$4,479,536.40	\$2,399,337.99	\$2,080,198.41	\$2,399,337.99	\$0.00	\$2,080,198.41	\$2,231,977.20	\$2,231,977.20	\$167,360.79
141001 Aportaciones al ISSSTE	\$3,468,000.00	\$127,118.32	\$3,595,118.32	\$1,819,809.79	\$1,775,308.53	\$1,819,809.79	\$0.00	\$1,775,308.53	\$1,717,597.92	\$1,717,597.92	\$102,211.87
141004 Aportaciones al Seguro de Cesantía en Edad Avanzada y	\$843,744.00	\$40,674.08	\$884,418.08	\$579,528.20	\$304,889.88	\$579,528.20	\$0.00	\$304,889.88	\$514,379.28	\$514,379.28	\$65,148.92
142000 Aportaciones a fondos de vivienda	\$1,328,736.00	\$64,048.84	\$1,392,784.84	\$912,642.82	\$480,142.02	\$912,642.82	\$0.00	\$480,142.02	\$810,046.10	\$810,046.10	\$102,596.72
142001 Aportaciones a FOVISSSTE	\$1,328,736.00	\$64,048.84	\$1,392,784.84	\$912,642.82	\$480,142.02	\$912,642.82	\$0.00	\$480,142.02	\$810,046.10	\$810,046.10	\$102,596.72
143000 Aportaciones al sistema para el retiro	\$531,504.00	\$25,609.76	\$557,113.76	\$365,057.10	\$192,056.66	\$365,057.10	\$0.00	\$192,056.66	\$324,018.41	\$324,018.41	\$41,038.69
143001 Aportaciones al S.A.R.	\$531,504.00	\$25,609.76	\$557,113.76	\$365,057.10	\$192,056.66	\$365,057.10	\$0.00	\$192,056.66	\$324,018.41	\$324,018.41	\$41,038.69
150000 Otras prestaciones sociales y económicas	\$2,354,592.00	-\$192,226.80	\$2,162,365.20	\$1,438,907.28	\$723,457.92	\$1,438,907.28	\$0.00	\$723,457.92	\$1,438,907.28	\$1,438,907.28	\$0.00
154000 Prestaciones contractuales	\$1,684,368.00	\$8,323.20	\$1,692,691.20	\$1,177,899.52	\$514,791.68	\$1,177,899.52	\$0.00	\$514,791.68	\$1,177,899.52	\$1,177,899.52	\$0.00
154001 Prestaciones establecidas por condiciones generales de t	\$1,684,368.00	\$8,323.20	\$1,692,691.20	\$1,177,899.52	\$514,791.68	\$1,177,899.52	\$0.00	\$514,791.68	\$1,177,899.52	\$1,177,899.52	\$0.00
159000 Otras prestaciones sociales y económicas	\$670,224.00	-\$200,550.00	\$469,674.00	\$261,007.76	\$208,666.24	\$261,007.76	\$0.00	\$208,666.24	\$261,007.76	\$261,007.76	\$0.00
159002 Otras Prestaciones	\$670,224.00	-\$200,550.00	\$469,674.00	\$261,007.76	\$208,666.24	\$261,007.76	\$0.00	\$208,666.24	\$261,007.76	\$261,007.76	\$0.00
170000 Pago de estímulos a servidores públicos	\$2,045,028.00	\$131,004.00	\$2,176,032.00	\$0.00	\$2,176,032.00	\$0.00	\$0.00	\$2,176,032.00	\$0.00	\$0.00	\$0.00
171000 Estímulos	\$2,045,028.00	\$131,004.00	\$2,176,032.00	\$0.00	\$2,176,032.00	\$0.00	\$0.00	\$2,176,032.00	\$0.00	\$0.00	\$0.00
171001 Estímulos	\$2,045,028.00	\$131,004.00	\$2,176,032.00	\$0.00	\$2,176,032.00	\$0.00	\$0.00	\$2,176,032.00	\$0.00	\$0.00	\$0.00
200000 MATERIALES Y SUMINISTROS	\$2,651,160.00	\$3,038,072.41	\$5,689,232.41	\$3,617,085.73	\$2,072,146.68	\$3,613,021.02	\$4,064.71	\$2,076,211.39	\$3,584,481.87	\$3,584,481.87	\$28,539.15
210000 Materiales de administración, emisión de documentos y art	\$1,437,522.00	\$314,473.83	\$1,751,995.83	\$1,237,883.40	\$514,112.43	\$1,237,883.40	\$0.00	\$514,112.43	\$1,237,883.40	\$1,237,883.40	\$0.00
211000 Materiales, útiles y equipos menores de oficina	\$351,727.00	\$148,051.36	\$499,778.36	\$364,410.06	\$135,368.30	\$364,410.06	\$0.00	\$135,368.30	\$364,410.06	\$364,410.06	\$0.00

**INSTITUTO TECNOLÓGICO SUPERIOR DE HUICHAPAN
HIDALGO**
Estado del Ejercicio del Presupuesto por Capítulo del Gasto Al 30/sep/2016

Fecha y 08/oct/2016
hora de Impresión 12:17 p.m.

Objeto del Gasto	Aprobado	Ampliaciones / (Reducciones)	Presupuesto Vigente	Comprometido	Presupuesto Disponible para Comprometer	Devengado	Comprometido No Devengado	Presupuesto Sin Devengar	Ejercido	Pagado	Cuentas por Pagar Deuda
211001 Material de Oficina	\$284,801.00	\$131,375.36	\$416,176.36	\$322,982.63	\$93,193.73	\$322,982.63	\$0.00	\$93,193.73	\$322,982.63	\$322,982.63	\$0.00
211002 Gastos de Oficina	\$66,926.00	\$16,676.00	\$83,602.00	\$41,427.43	\$42,174.57	\$41,427.43	\$0.00	\$42,174.57	\$41,427.43	\$41,427.43	\$0.00
212000 Materiales y útiles de impresión y reproducción	\$445,352.00	\$79,021.55	\$524,373.55	\$359,201.61	\$165,171.94	\$359,201.61	\$0.00	\$165,171.94	\$359,201.61	\$359,201.61	\$0.00
212001 Materiales y Útiles de Impresión	\$445,352.00	\$79,021.55	\$524,373.55	\$359,201.61	\$165,171.94	\$359,201.61	\$0.00	\$165,171.94	\$359,201.61	\$359,201.61	\$0.00
214000 Materiales, útiles y equipos menores de tecnologías de la	\$73,733.00	\$104,565.90	\$178,298.90	\$121,751.68	\$56,547.22	\$121,751.68	\$0.00	\$56,547.22	\$121,751.68	\$121,751.68	\$0.00
214001 Material para Bienes Informáticos	\$73,733.00	\$104,565.90	\$178,298.90	\$121,751.68	\$56,547.22	\$121,751.68	\$0.00	\$56,547.22	\$121,751.68	\$121,751.68	\$0.00
215000 Material impreso e información digital	\$34,452.00	\$28,715.74	\$63,167.74	\$33,035.62	\$30,132.12	\$33,035.62	\$0.00	\$30,132.12	\$33,035.62	\$33,035.62	\$0.00
215001 Suscripciones a Publicaciones y Periódicos	\$34,452.00	\$28,715.74	\$63,167.74	\$33,035.62	\$30,132.12	\$33,035.62	\$0.00	\$30,132.12	\$33,035.62	\$33,035.62	\$0.00
216000 Material de limpieza	\$109,280.00	-\$3,140.00	\$106,140.00	\$74,292.47	\$31,847.53	\$74,292.47	\$0.00	\$31,847.53	\$74,292.47	\$74,292.47	\$0.00
216001 Material de Limpieza	\$109,280.00	-\$3,140.00	\$106,140.00	\$74,292.47	\$31,847.53	\$74,292.47	\$0.00	\$31,847.53	\$74,292.47	\$74,292.47	\$0.00
217000 Materiales y útiles de enseñanza	\$422,978.00	-\$42,740.72	\$380,237.28	\$285,191.96	\$95,045.32	\$285,191.96	\$0.00	\$95,045.32	\$285,191.96	\$285,191.96	\$0.00
217001 Material Didáctico	\$422,978.00	-\$42,740.72	\$380,237.28	\$285,191.96	\$95,045.32	\$285,191.96	\$0.00	\$95,045.32	\$285,191.96	\$285,191.96	\$0.00
220000 Alimentos y utensilios	\$0.00	\$2,000.00	\$2,000.00	\$0.00	\$2,000.00	\$0.00	\$0.00	\$2,000.00	\$0.00	\$0.00	\$0.00
221000 Productos alimenticios para personas	\$0.00	\$2,000.00	\$2,000.00	\$0.00	\$2,000.00	\$0.00	\$0.00	\$2,000.00	\$0.00	\$0.00	\$0.00
221001 Alimentación de Personas	\$0.00	\$2,000.00	\$2,000.00	\$0.00	\$2,000.00	\$0.00	\$0.00	\$2,000.00	\$0.00	\$0.00	\$0.00
230000 Materias primas y materiales de producción y comercializa	\$56,100.00	\$9,068.79	\$65,168.79	\$56,097.60	\$9,071.19	\$56,097.60	\$0.00	\$9,071.19	\$56,097.60	\$56,097.60	\$0.00
231000 Productos alimenticios, agropecuarios y forestales adquir	\$0.00	\$5,068.79	\$5,068.79	\$0.00	\$5,068.79	\$0.00	\$0.00	\$5,068.79	\$0.00	\$0.00	\$0.00
231001 Productos agrícolas	\$0.00	\$5,068.79	\$5,068.79	\$0.00	\$5,068.79	\$0.00	\$0.00	\$5,068.79	\$0.00	\$0.00	\$0.00
236000 Productos metálicos y a base de minerales no metálicos	\$0.00	\$4,000.00	\$4,000.00	\$0.00	\$4,000.00	\$0.00	\$0.00	\$4,000.00	\$0.00	\$0.00	\$0.00
236001 Productos metálicos y a base de minerales no metálicos	\$0.00	\$4,000.00	\$4,000.00	\$0.00	\$4,000.00	\$0.00	\$0.00	\$4,000.00	\$0.00	\$0.00	\$0.00
237000 Productos de cuero, piel, plástico y hule adquiridos como	\$56,100.00	\$0.00	\$56,100.00	\$56,097.60	\$2.40	\$56,097.60	\$0.00	\$2.40	\$56,097.60	\$56,097.60	\$0.00
237001 Productos de cuero, piel, plástico y hule adquiridos como	\$56,100.00	\$0.00	\$56,100.00	\$56,097.60	\$2.40	\$56,097.60	\$0.00	\$2.40	\$56,097.60	\$56,097.60	\$0.00
240000 Materiales y artículos de construcción y de reparación	\$119,637.00	\$1,326,970.48	\$1,446,607.48	\$808,735.19	\$637,872.29	\$807,971.94	\$763.25	\$638,635.54	\$807,971.94	\$807,971.94	\$0.00
241000 Productos minerales no metálicos	\$0.00	\$6,414.00	\$6,414.00	\$0.00	\$6,414.00	\$0.00	\$0.00	\$6,414.00	\$0.00	\$0.00	\$0.00
241001 Productos minerales no metálicos	\$0.00	\$6,414.00	\$6,414.00	\$0.00	\$6,414.00	\$0.00	\$0.00	\$6,414.00	\$0.00	\$0.00	\$0.00
242000 Cemento y productos de concreto	\$2,288.00	\$29,698.55	\$31,986.55	\$26,764.28	\$5,222.27	\$26,764.28	\$0.00	\$5,222.27	\$26,764.28	\$26,764.28	\$0.00
242001 Cemento y productos de concreto	\$2,288.00	\$29,698.55	\$31,986.55	\$26,764.28	\$5,222.27	\$26,764.28	\$0.00	\$5,222.27	\$26,764.28	\$26,764.28	\$0.00
243000 Cal, yeso y productos de yeso	\$0.00	\$1,800.00	\$1,800.00	\$1,140.80	\$659.20	\$1,140.80	\$0.00	\$659.20	\$1,140.80	\$1,140.80	\$0.00
243001 Cal, yeso y productos de yeso	\$0.00	\$1,800.00	\$1,800.00	\$1,140.80	\$659.20	\$1,140.80	\$0.00	\$659.20	\$1,140.80	\$1,140.80	\$0.00
244000 Madera y productos de madera	\$1,580.00	\$2,400.00	\$3,980.00	\$300.00	\$3,680.00	\$300.00	\$0.00	\$3,680.00	\$300.00	\$300.00	\$0.00
244001 Madera y productos de madera	\$1,580.00	\$2,400.00	\$3,980.00	\$300.00	\$3,680.00	\$300.00	\$0.00	\$3,680.00	\$300.00	\$300.00	\$0.00
245000 Vidrio y productos de vidrio	\$0.00	\$72,268.97	\$72,268.97	\$37,530.00	\$34,738.97	\$37,530.00	\$0.00	\$34,738.97	\$37,530.00	\$37,530.00	\$0.00
245001 Vidrio y productos de vidrio	\$0.00	\$72,268.97	\$72,268.97	\$37,530.00	\$34,738.97	\$37,530.00	\$0.00	\$34,738.97	\$37,530.00	\$37,530.00	\$0.00
246000 Material eléctrico y electrónico	\$78,183.00	\$521,170.51	\$599,353.51	\$290,667.59	\$308,685.92	\$290,447.19	\$220.40	\$308,906.32	\$290,447.19	\$290,447.19	\$0.00
246001 Material Eléctrico	\$78,183.00	\$366,025.18	\$444,208.18	\$253,415.97	\$190,792.21	\$253,195.57	\$220.40	\$191,012.61	\$253,195.57	\$253,195.57	\$0.00







Usr: supervisor
Rep: rptEstadoPresupuestoEgresos

**INSTITUTO TECNOLÓGICO SUPERIOR DE HUICHAPAN
HIDALGO**
Estado del Ejercicio del Presupuesto por Capítulo del Gasto Al 30/sep/2016

Fecha y 08/oct/2016
hora de Impresión 12:17 p.m.

Objeto del Gasto	Aprobado	Ampliaciones / (Reducciones)	Presupuesto Vigente	Comprometido	Presupuesto Disponible para Comprometer	Devengado	Comprometido No Devengado	Presupuesto Sin Devengar	Ejercido	Pagado	Cuentas por Pagar Deuda	
246002	Material Electrónico	\$0.00	\$155,145.33	\$155,145.33	\$37,251.62	\$117,893.71	\$37,251.62	\$0.00	\$117,893.71	\$37,251.62	\$37,251.62	\$0.00
247000	Artículos metálicos para la construcción	\$0.00	\$658,003.08	\$658,003.08	\$411,680.74	\$246,322.34	\$411,137.89	\$542.85	\$246,865.19	\$411,137.89	\$411,137.89	\$0.00
247001	Artículos metálicos para la construcción	\$0.00	\$658,003.08	\$658,003.08	\$411,680.74	\$246,322.34	\$411,137.89	\$542.85	\$246,865.19	\$411,137.89	\$411,137.89	\$0.00
248000	Materiales complementarios	\$0.00	\$9,542.85	\$9,542.85	\$42.85	\$9,500.00	\$42.85	\$0.00	\$9,500.00	\$42.85	\$42.85	\$0.00
248001	Materiales complementarios	\$0.00	\$9,542.85	\$9,542.85	\$42.85	\$9,500.00	\$42.85	\$0.00	\$9,500.00	\$42.85	\$42.85	\$0.00
249000	Otros materiales y artículos de construcción y reparación	\$37,586.00	\$25,672.52	\$63,258.52	\$40,608.93	\$22,649.59	\$40,608.93	\$0.00	\$22,649.59	\$40,608.93	\$40,608.93	\$0.00
249001	Otros materiales y artículos de construcción y reparación	\$37,586.00	\$25,672.52	\$63,258.52	\$40,608.93	\$22,649.59	\$40,608.93	\$0.00	\$22,649.59	\$40,608.93	\$40,608.93	\$0.00
250000	Productos químicos, farmacéuticos y de laboratorio	\$110,996.00	\$539,613.43	\$650,609.43	\$505,560.34	\$145,049.09	\$505,560.34	\$0.00	\$145,049.09	\$477,021.19	\$477,021.19	\$28,539.15
251000	Productos químicos básicos	\$87,031.00	\$108,497.58	\$195,528.58	\$159,116.07	\$36,412.51	\$159,116.07	\$0.00	\$36,412.51	\$159,116.07	\$159,116.07	\$0.00
251001	Sustancias Químicas	\$87,031.00	\$108,497.58	\$195,528.58	\$159,116.07	\$36,412.51	\$159,116.07	\$0.00	\$36,412.51	\$159,116.07	\$159,116.07	\$0.00
252000	Fertilizantes, pesticidas y otros agroquímicos	\$0.00	\$37,000.00	\$37,000.00	\$12,000.00	\$25,000.00	\$12,000.00	\$0.00	\$25,000.00	\$12,000.00	\$12,000.00	\$0.00
252001	Plaguicidas, Abonos y Fertilizantes	\$0.00	\$37,000.00	\$37,000.00	\$12,000.00	\$25,000.00	\$12,000.00	\$0.00	\$25,000.00	\$12,000.00	\$12,000.00	\$0.00
253000	Medicinas y productos farmacéuticos	\$20,371.00	\$1,731.00	\$22,102.00	\$21,679.38	\$422.62	\$21,679.38	\$0.00	\$422.62	\$21,679.38	\$21,679.38	\$0.00
253001	Medicinas y Productos Farmacéuticos	\$20,371.00	\$1,731.00	\$22,102.00	\$21,679.38	\$422.62	\$21,679.38	\$0.00	\$422.62	\$21,679.38	\$21,679.38	\$0.00
254000	Materiales, accesorios y suministros médicos	\$2,881.00	\$8,676.00	\$11,557.00	\$10,292.45	\$1,264.55	\$10,292.45	\$0.00	\$1,264.55	\$10,292.45	\$10,292.45	\$0.00
254001	Materiales y Suministros Médicos	\$2,881.00	\$8,676.00	\$11,557.00	\$10,292.45	\$1,264.55	\$10,292.45	\$0.00	\$1,264.55	\$10,292.45	\$10,292.45	\$0.00
255000	Materiales, accesorios y suministros de laboratorio	\$713.00	\$281,758.46	\$282,471.46	\$230,673.04	\$51,798.42	\$230,673.04	\$0.00	\$51,798.42	\$202,133.89	\$202,133.89	\$28,539.15
255001	Materiales y Suministros de Laboratorio	\$713.00	\$281,758.46	\$282,471.46	\$230,673.04	\$51,798.42	\$230,673.04	\$0.00	\$51,798.42	\$202,133.89	\$202,133.89	\$28,539.15
256000	Fibras sintéticas, hules, plásticos y derivados	\$0.00	\$101,950.39	\$101,950.39	\$71,799.40	\$30,150.99	\$71,799.40	\$0.00	\$30,150.99	\$71,799.40	\$71,799.40	\$0.00
256001	Fibras sintéticas, hules, plásticos y derivados	\$0.00	\$101,950.39	\$101,950.39	\$71,799.40	\$30,150.99	\$71,799.40	\$0.00	\$30,150.99	\$71,799.40	\$71,799.40	\$0.00
260000	Combustibles, lubricantes y aditivos	\$394,842.00	\$105,883.85	\$500,725.85	\$302,521.94	\$198,203.91	\$302,521.94	\$0.00	\$198,203.91	\$302,521.94	\$302,521.94	\$0.00
261000	Combustibles, lubricantes y aditivos	\$394,842.00	\$105,883.85	\$500,725.85	\$302,521.94	\$198,203.91	\$302,521.94	\$0.00	\$198,203.91	\$302,521.94	\$302,521.94	\$0.00
261001	Combustibles y Lubricantes vehículos y equipos terrestre:	\$394,842.00	\$105,883.85	\$500,725.85	\$302,521.94	\$198,203.91	\$302,521.94	\$0.00	\$198,203.91	\$302,521.94	\$302,521.94	\$0.00
270000	Vestuario, blancos, prendas de protección y artículos depo	\$358,369.00	\$14,421.66	\$372,790.66	\$178,091.44	\$194,699.22	\$178,091.44	\$0.00	\$194,699.22	\$178,091.44	\$178,091.44	\$0.00
271000	Vestuario y uniformes	\$273,428.00	\$7,600.00	\$281,028.00	\$106,719.52	\$174,308.48	\$106,719.52	\$0.00	\$174,308.48	\$106,719.52	\$106,719.52	\$0.00
271001	Vestuario, Uniformes	\$273,428.00	\$7,600.00	\$281,028.00	\$106,719.52	\$174,308.48	\$106,719.52	\$0.00	\$174,308.48	\$106,719.52	\$106,719.52	\$0.00
272000	Prendas de seguridad y protección personal	\$24,307.00	\$10,000.66	\$34,307.66	\$19,617.65	\$14,690.01	\$19,617.65	\$0.00	\$14,690.01	\$19,617.65	\$19,617.65	\$0.00
272001	Prendas de Protección	\$24,307.00	\$10,000.66	\$34,307.66	\$19,617.65	\$14,690.01	\$19,617.65	\$0.00	\$14,690.01	\$19,617.65	\$19,617.65	\$0.00
273000	Artículos deportivos	\$60,122.00	-\$2,667.00	\$57,455.00	\$51,754.27	\$5,700.73	\$51,754.27	\$0.00	\$5,700.73	\$51,754.27	\$51,754.27	\$0.00
273001	Artículos Deportivos	\$60,122.00	-\$2,667.00	\$57,455.00	\$51,754.27	\$5,700.73	\$51,754.27	\$0.00	\$5,700.73	\$51,754.27	\$51,754.27	\$0.00
275001	Blancos y otros productos textiles, excepto prendas de ve	\$512.00	-\$512.00	\$0.00	\$0.00	\$0.00	\$0.00	\$0.00	\$0.00	\$0.00	\$0.00	\$0.00
290000	Herramientas, refacciones y accesorios menores	\$173,694.00	\$725,640.37	\$899,334.37	\$528,195.82	\$371,138.55	\$524,894.36	\$3,301.46	\$374,440.01	\$524,894.36	\$524,894.36	\$0.00
291000	Herramientas menores	\$22,329.00	\$170,171.39	\$192,500.39	\$112,826.96	\$79,673.43	\$109,525.50	\$3,301.46	\$82,974.89	\$109,525.50	\$109,525.50	\$0.00
291001	Herramientas Menores	\$22,329.00	\$170,171.39	\$192,500.39	\$112,826.96	\$79,673.43	\$109,525.50	\$3,301.46	\$82,974.89	\$109,525.50	\$109,525.50	\$0.00
292000	Refacciones y accesorios menores de edificios	\$7,982.00	-\$4,577.00	\$3,405.00	\$1,796.10	\$1,608.90	\$1,796.10	\$0.00	\$1,608.90	\$1,796.10	\$1,796.10	\$0.00



**INSTITUTO TECNOLÓGICO SUPERIOR DE HUICHAPAN
 HIDALGO**
 Estado del Ejercicio del Presupuesto por Capítulo del Gasto Al 30/sep/2016

Fecha y | 08/oct/2016
 hora de Impresión | 12:17 p.m.

Objeto del Gasto	Aprobado	Ampliaciones / (Reducciones)	Presupuesto Vigente	Comprometido	Presupuesto Disponible para Comprometer	Devengado	Comprometido No Devengado	Presupuesto Sin Devengar	Ejercido	Pagado	Cuentas por Pagar Deuda
292001 Refacciones y accesorios menores de edificios	\$7,982.00	-\$4,577.00	\$3,405.00	\$1,796.10	\$1,608.90	\$1,796.10	\$0.00	\$1,608.90	\$1,796.10	\$1,796.10	\$0.00
293000 Refacciones y accesorios menores de mobiliario y equipo	\$0.00	\$118.28	\$118.28	\$118.28	\$0.00	\$118.28	\$0.00	\$0.00	\$118.28	\$118.28	\$0.00
293001 Refacciones y accesorios menores de mobiliario y equipo	\$0.00	\$118.28	\$118.28	\$118.28	\$0.00	\$118.28	\$0.00	\$0.00	\$118.28	\$118.28	\$0.00
294000 Refacciones y accesorios menores de equipo de cómputo	\$127,072.00	\$473,450.75	\$600,522.75	\$316,977.05	\$283,545.70	\$316,977.05	\$0.00	\$283,545.70	\$316,977.05	\$316,977.05	\$0.00
294001 Refacciones y accesorios menores de equipo de cómputo	\$127,072.00	\$473,450.75	\$600,522.75	\$316,977.05	\$283,545.70	\$316,977.05	\$0.00	\$283,545.70	\$316,977.05	\$316,977.05	\$0.00
296000 Refacciones y accesorios menores de equipo de transporte	\$0.00	\$899.16	\$899.16	\$0.00	\$899.16	\$0.00	\$0.00	\$899.16	\$0.00	\$0.00	\$0.00
296001 Refacciones	\$0.00	\$899.16	\$899.16	\$0.00	\$899.16	\$0.00	\$0.00	\$899.16	\$0.00	\$0.00	\$0.00
299000 Refacciones y accesorios menores otros bienes muebles	\$16,311.00	\$85,577.79	\$101,888.79	\$96,477.43	\$5,411.36	\$96,477.43	\$0.00	\$5,411.36	\$96,477.43	\$96,477.43	\$0.00
299001 Refacciones y accesorios menores otros bienes muebles	\$16,311.00	\$85,577.79	\$101,888.79	\$96,477.43	\$5,411.36	\$96,477.43	\$0.00	\$5,411.36	\$96,477.43	\$96,477.43	\$0.00
300000 SERVICIOS GENERALES	\$7,417,562.99	\$11,450,352.04	\$18,867,915.03	\$9,249,338.92	\$9,618,576.11	\$9,246,646.12	\$2,692.80	\$9,621,268.91	\$9,052,635.25	\$9,052,635.25	\$194,010.87
310000 Servicios básicos	\$1,556,760.00	\$231,180.67	\$1,787,940.67	\$1,286,056.75	\$501,883.92	\$1,286,056.75	\$0.00	\$501,883.92	\$1,233,434.88	\$1,233,434.88	\$52,621.87
311000 Energía eléctrica	\$570,084.00	-\$181,052.10	\$389,031.90	\$257,859.10	\$131,172.80	\$257,859.10	\$0.00	\$131,172.80	\$220,826.10	\$220,826.10	\$37,033.00
311001 Servicio de Energía Eléctrica	\$570,084.00	-\$181,052.10	\$389,031.90	\$257,859.10	\$131,172.80	\$257,859.10	\$0.00	\$131,172.80	\$220,826.10	\$220,826.10	\$37,033.00
313000 Agua	\$168,000.00	-\$18,968.87	\$149,031.13	\$96,521.94	\$52,509.19	\$96,521.94	\$0.00	\$52,509.19	\$80,933.07	\$80,933.07	\$15,588.87
313001 Servicio de Agua	\$168,000.00	-\$18,968.87	\$149,031.13	\$96,521.94	\$52,509.19	\$96,521.94	\$0.00	\$52,509.19	\$80,933.07	\$80,933.07	\$15,588.87
314000 Telefonía tradicional	\$60,576.00	-\$6,575.99	\$54,000.01	\$34,688.89	\$19,311.12	\$34,688.89	\$0.00	\$19,311.12	\$34,688.89	\$34,688.89	\$0.00
314001 Servicio Telefónico Tradicional	\$60,576.00	-\$6,575.99	\$54,000.01	\$34,688.89	\$19,311.12	\$34,688.89	\$0.00	\$19,311.12	\$34,688.89	\$34,688.89	\$0.00
315000 Telefonía celular	\$9,600.00	-\$2,250.00	\$7,350.00	\$5,343.00	\$2,007.00	\$5,343.00	\$0.00	\$2,007.00	\$5,343.00	\$5,343.00	\$0.00
315001 Servicio de Telefonía Celular	\$9,600.00	-\$2,250.00	\$7,350.00	\$5,343.00	\$2,007.00	\$5,343.00	\$0.00	\$2,007.00	\$5,343.00	\$5,343.00	\$0.00
317000 Servicios de acceso de Internet, redes y procesamiento de datos	\$748,500.00	\$430,027.63	\$1,178,527.63	\$884,993.27	\$293,534.36	\$884,993.27	\$0.00	\$293,534.36	\$884,993.27	\$884,993.27	\$0.00
317001 Servicios de Conducción de Señales Analógicas y Digitales	\$748,500.00	\$430,027.63	\$1,178,527.63	\$884,993.27	\$293,534.36	\$884,993.27	\$0.00	\$293,534.36	\$884,993.27	\$884,993.27	\$0.00
319000 Servicios integrales y otros servicios	\$0.00	\$10,000.00	\$10,000.00	\$6,650.55	\$3,349.45	\$6,650.55	\$0.00	\$3,349.45	\$6,650.55	\$6,650.55	\$0.00
319004 Servicios integrales	\$0.00	\$10,000.00	\$10,000.00	\$6,650.55	\$3,349.45	\$6,650.55	\$0.00	\$3,349.45	\$6,650.55	\$6,650.55	\$0.00
320000 Servicios de arrendamiento	\$92,921.00	\$885,916.98	\$978,837.98	\$114,257.20	\$864,580.78	\$114,257.20	\$0.00	\$864,580.78	\$114,257.20	\$114,257.20	\$0.00
323000 Arrendamiento de mobiliario y equipo de administración, enseñanza superior, y otros	\$0.00	\$620,069.00	\$620,069.00	\$75,000.00	\$545,069.00	\$75,000.00	\$0.00	\$545,069.00	\$75,000.00	\$75,000.00	\$0.00
323004 Servicios de Mantenimiento de Aplicaciones Informáticas	\$0.00	\$620,069.00	\$620,069.00	\$75,000.00	\$545,069.00	\$75,000.00	\$0.00	\$545,069.00	\$75,000.00	\$75,000.00	\$0.00
325000 Arrendamiento de equipo de transporte	\$21,065.00	\$17,209.98	\$38,274.98	\$19,566.40	\$18,708.58	\$19,566.40	\$0.00	\$18,708.58	\$19,566.40	\$19,566.40	\$0.00
325001 Servicios de arrendamiento de vehículos y equipo de transporte	\$21,065.00	\$17,209.98	\$38,274.98	\$19,566.40	\$18,708.58	\$19,566.40	\$0.00	\$18,708.58	\$19,566.40	\$19,566.40	\$0.00
327000 Arrendamiento de activos intangibles	\$0.00	\$230,000.00	\$230,000.00	\$0.00	\$230,000.00	\$0.00	\$0.00	\$230,000.00	\$0.00	\$0.00	\$0.00
327001 Arrendamiento de activos intangibles	\$0.00	\$230,000.00	\$230,000.00	\$0.00	\$230,000.00	\$0.00	\$0.00	\$230,000.00	\$0.00	\$0.00	\$0.00
329000 Otros arrendamientos	\$71,856.00	\$18,638.00	\$90,494.00	\$19,690.80	\$70,803.20	\$19,690.80	\$0.00	\$70,803.20	\$19,690.80	\$19,690.80	\$0.00
329001 Otros arrendamientos	\$71,856.00	\$18,638.00	\$90,494.00	\$19,690.80	\$70,803.20	\$19,690.80	\$0.00	\$70,803.20	\$19,690.80	\$19,690.80	\$0.00
330000 Servicios profesionales, científicos, técnicos y otros servicios	\$1,206,619.99	\$9,030,917.70	\$10,237,537.69	\$4,694,458.22	\$5,543,079.47	\$4,694,458.22	\$0.00	\$5,543,079.47	\$4,689,064.22	\$4,689,064.22	\$5,394.00
331000 Servicios legales, de contabilidad, auditoría y relacionados	\$567,000.00	\$1,831,884.40	\$2,398,884.40	\$950,189.26	\$1,448,695.14	\$950,189.26	\$0.00	\$1,448,695.14	\$950,189.26	\$950,189.26	\$0.00
331002 Servicios de contabilidad, auditoría y servicios relacionados	\$0.00	\$51,460.83	\$51,460.83	\$51,460.83	\$0.00	\$51,460.83	\$0.00	\$0.00	\$51,460.83	\$51,460.83	\$0.00





Usr: supervisor
Rep: rptEstadoPresupuestoEgresos

**INSTITUTO TECNOLÓGICO SUPERIOR DE HUICHAPAN
HIDALGO**
Estado del Ejercicio del Presupuesto por Capítulo del Gasto Al 30/sep/2016

Fecha y 08/oct/2016
hora de Impresión 12:17 p.m.

Objeto del Gasto	Aprobado	Ampliaciones / (Reducciones)	Presupuesto Vigente	Comprometido	Presupuesto Disponible para Comprometer	Devengado	Comprometido No Devengado	Presupuesto Sin Devengar	Ejercido	Pagado	Cuentas por Pagar Deuda
331003 Servicios de Consultoría	\$567,000.00	\$1,780,423.57	\$2,347,423.57	\$898,728.43	\$1,448,695.14	\$898,728.43	\$0.00	\$1,448,695.14	\$898,728.43	\$898,728.43	\$0.00
332000 Servicios de diseño, arquitectura, ingeniería y actividades	\$0.00	\$1,186,390.72	\$1,186,390.72	\$333,738.94	\$852,651.78	\$333,738.94	\$0.00	\$852,651.78	\$333,738.94	\$333,738.94	\$0.00
332001 Servicios de arquitectura, ingeniería y actividades relacior	\$0.00	\$1,186,390.72	\$1,186,390.72	\$333,738.94	\$852,651.78	\$333,738.94	\$0.00	\$852,651.78	\$333,738.94	\$333,738.94	\$0.00
333000 Servicios de consultoría administrativa, procesos, técnica	\$8,500.00	\$1,085,000.00	\$1,093,500.00	\$293,120.00	\$800,380.00	\$293,120.00	\$0.00	\$800,380.00	\$293,120.00	\$293,120.00	\$0.00
333001 Servicios de informática	\$8,500.00	\$1,085,000.00	\$1,093,500.00	\$293,120.00	\$800,380.00	\$293,120.00	\$0.00	\$800,380.00	\$293,120.00	\$293,120.00	\$0.00
334000 Servicios de capacitación	\$604,119.99	\$3,212,760.51	\$3,816,880.50	\$2,225,273.70	\$1,591,606.80	\$2,225,273.70	\$0.00	\$1,591,606.80	\$2,219,879.70	\$2,219,879.70	\$5,394.00
334001 Capacitación	\$604,119.99	\$3,212,760.51	\$3,816,880.50	\$2,225,273.70	\$1,591,606.80	\$2,225,273.70	\$0.00	\$1,591,606.80	\$2,219,879.70	\$2,219,879.70	\$5,394.00
336000 Servicios de apoyo administrativo, fotocopiado e impresió	\$15,000.00	\$0.00	\$15,000.00	\$0.00	\$15,000.00	\$0.00	\$0.00	\$15,000.00	\$0.00	\$0.00	\$0.00
336002 Formas valoradas	\$15,000.00	\$0.00	\$15,000.00	\$0.00	\$15,000.00	\$0.00	\$0.00	\$15,000.00	\$0.00	\$0.00	\$0.00
339000 Servicios profesionales, científicos y técnicos integrales	\$12,000.00	\$1,714,882.07	\$1,726,882.07	\$892,136.32	\$834,745.75	\$892,136.32	\$0.00	\$834,745.75	\$892,136.32	\$892,136.32	\$0.00
339001 Estudios e Investigaciones	\$12,000.00	\$1,591,434.42	\$1,603,434.42	\$892,136.32	\$711,298.10	\$892,136.32	\$0.00	\$711,298.10	\$892,136.32	\$892,136.32	\$0.00
339003 Prestación de Servicios Profesionales	\$0.00	\$123,447.65	\$123,447.65	\$0.00	\$123,447.65	\$0.00	\$0.00	\$123,447.65	\$0.00	\$0.00	\$0.00
340000 Servicios financieros, bancarios y comerciales	\$370,400.00	-\$22,517.58	\$347,882.32	\$38,783.29	\$309,099.03	\$38,783.29	\$0.00	\$309,099.03	\$38,783.29	\$38,783.29	\$0.00
345000 Seguro de bienes patrimoniales	\$350,000.00	-\$22,667.68	\$327,332.32	\$20,134.07	\$307,198.25	\$20,134.07	\$0.00	\$307,198.25	\$20,134.07	\$20,134.07	\$0.00
345001 Seguros	\$350,000.00	-\$22,667.68	\$327,332.32	\$20,134.07	\$307,198.25	\$20,134.07	\$0.00	\$307,198.25	\$20,134.07	\$20,134.07	\$0.00
349000 Servicios financieros, bancarios y comerciales integrales	\$20,400.00	\$150.00	\$20,550.00	\$18,649.22	\$1,900.78	\$18,649.22	\$0.00	\$1,900.78	\$18,649.22	\$18,649.22	\$0.00
349001 Servicios financieros, bancarios y comerciales integrales	\$20,400.00	\$150.00	\$20,550.00	\$18,649.22	\$1,900.78	\$18,649.22	\$0.00	\$1,900.78	\$18,649.22	\$18,649.22	\$0.00
350000 Servicios de instalación, reparación, mantenimiento y cons	\$499,471.00	\$976,914.00	\$1,476,385.00	\$696,734.11	\$779,650.89	\$696,734.11	\$0.00	\$779,650.89	\$696,734.11	\$696,734.11	\$0.00
351000 Conservación y mantenimiento menor de inmuebles	\$119,208.00	\$38,544.00	\$157,752.00	\$65,277.52	\$92,474.48	\$65,277.52	\$0.00	\$92,474.48	\$65,277.52	\$65,277.52	\$0.00
351001 Conservación y mantenimiento menor de inmuebles	\$119,208.00	\$38,544.00	\$157,752.00	\$65,277.52	\$92,474.48	\$65,277.52	\$0.00	\$92,474.48	\$65,277.52	\$65,277.52	\$0.00
352000 Instalación, reparación y mantenimiento de mobiliario y er	\$41,888.00	\$713,024.00	\$754,912.00	\$406,606.31	\$348,305.69	\$406,606.31	\$0.00	\$348,305.69	\$406,606.31	\$406,606.31	\$0.00
352001 Mantenimiento de Mobiliario y Equipo de Administración	\$41,888.00	\$7,000.00	\$48,888.00	\$31,175.31	\$17,712.69	\$31,175.31	\$0.00	\$17,712.69	\$31,175.31	\$31,175.31	\$0.00
352002 Mantenimiento de Equipo y Aparatos de Comunicación y	\$0.00	\$706,024.00	\$706,024.00	\$375,431.00	\$330,593.00	\$375,431.00	\$0.00	\$330,593.00	\$375,431.00	\$375,431.00	\$0.00
353000 Instalación, reparación y mantenimiento de equipo de cón	\$5,000.00	\$285,000.00	\$290,000.00	\$0.00	\$290,000.00	\$0.00	\$0.00	\$290,000.00	\$0.00	\$0.00	\$0.00
353001 Mantenimiento de bienes informáticos	\$5,000.00	\$285,000.00	\$290,000.00	\$0.00	\$290,000.00	\$0.00	\$0.00	\$290,000.00	\$0.00	\$0.00	\$0.00
355000 Reparación y mantenimiento de equipo de transporte	\$268,200.00	-\$64,654.00	\$203,546.00	\$155,966.00	\$47,580.00	\$155,966.00	\$0.00	\$47,580.00	\$155,966.00	\$155,966.00	\$0.00
355001 Mantenimiento de Vehículos	\$268,200.00	-\$64,654.00	\$203,546.00	\$155,966.00	\$47,580.00	\$155,966.00	\$0.00	\$47,580.00	\$155,966.00	\$155,966.00	\$0.00
357000 Instalación, reparación y mantenimiento de maquinaria, o	\$65,175.00	\$5,000.00	\$70,175.00	\$68,884.28	\$1,290.72	\$68,884.28	\$0.00	\$1,290.72	\$68,884.28	\$68,884.28	\$0.00
357001 Mantenimiento de Maquinaria y Equipo	\$65,175.00	\$0.00	\$65,175.00	\$65,174.60	\$0.40	\$65,174.60	\$0.00	\$0.40	\$65,174.60	\$65,174.60	\$0.00
357003 Mantenimiento de Señalizaciones	\$0.00	\$5,000.00	\$5,000.00	\$3,709.68	\$1,290.32	\$3,709.68	\$0.00	\$1,290.32	\$3,709.68	\$3,709.68	\$0.00
360000 Servicios de comunicación social y publicidad	\$1,296,166.00	-\$24,676.00	\$1,271,490.00	\$837,406.91	\$434,083.09	\$837,406.91	\$0.00	\$434,083.09	\$837,406.91	\$837,406.91	\$0.00
361000 Difusión por radio, televisión y otros medios de mensajes	\$1,076,948.00	\$85,256.00	\$1,162,204.00	\$734,620.91	\$427,583.09	\$734,620.91	\$0.00	\$427,583.09	\$734,620.91	\$734,620.91	\$0.00
361001 Difusión de programas y actividades gubernamentales	\$45,474.00	\$122,476.00	\$167,950.00	\$134,692.15	\$33,257.85	\$134,692.15	\$0.00	\$33,257.85	\$134,692.15	\$134,692.15	\$0.00
361002 Impresiones y Publicaciones Oficiales	\$1,031,474.00	-\$37,220.00	\$994,254.00	\$599,928.76	\$394,325.24	\$599,928.76	\$0.00	\$394,325.24	\$599,928.76	\$599,928.76	\$0.00
362000 Difusión por radio, televisión y otros medios de mensajes	\$219,218.00	-\$109,932.00	\$109,286.00	\$102,786.00	\$6,500.00	\$102,786.00	\$0.00	\$6,500.00	\$102,786.00	\$102,786.00	\$0.00



**INSTITUTO TECNOLÓGICO SUPERIOR DE HUICHAPAN
 HIDALGO**
 Estado del Ejercicio del Presupuesto por Capítulo del Gasto Al 30/sep/2016

Fecha y hora de Impresión: 08/oct/2016 12:17 p.m.

Objeto del Gasto	Aprobado	Ampliaciones / (Reducciones)	Presupuesto Vigente	Comprometido	Presupuesto Disponible para Comprometer	Devengado	Comprometido No Devengado	Presupuesto Sin Devengar	Ejercido	Pagado	Cuentas por Pagar Deuda
362001 Difusión por radio, televisión y otros medios de mensajes	\$219,218.00	-\$109,932.00	\$109,286.00	\$102,786.00	\$6,500.00	\$102,786.00	\$0.00	\$6,500.00	\$102,786.00	\$102,786.00	\$0.00
370000 Servicios de traslado y viáticos	\$914,703.00	\$237,288.18	\$1,151,991.18	\$554,523.71	\$597,467.47	\$552,830.91	\$1,692.80	\$599,160.27	\$552,830.91	\$552,830.91	\$0.00
371000 Pasajes aéreos	\$154,000.00	\$11,519.48	\$165,519.48	\$79,866.71	\$85,652.77	\$79,866.71	\$0.00	\$85,652.77	\$79,866.71	\$79,866.71	\$0.00
371001 Pasajes aéreos	\$154,000.00	\$11,519.48	\$165,519.48	\$79,866.71	\$85,652.77	\$79,866.71	\$0.00	\$85,652.77	\$79,866.71	\$79,866.71	\$0.00
372000 Pasajes terrestres	\$215,968.00	\$81,414.80	\$297,382.80	\$164,947.27	\$132,435.53	\$164,947.27	\$0.00	\$132,435.53	\$164,947.27	\$164,947.27	\$0.00
372001 Pasajes terrestres	\$215,968.00	\$81,414.80	\$297,382.80	\$164,947.27	\$132,435.53	\$164,947.27	\$0.00	\$132,435.53	\$164,947.27	\$164,947.27	\$0.00
375000 Viáticos en el país	\$534,735.00	\$120,417.17	\$655,152.17	\$292,959.73	\$362,192.44	\$291,266.93	\$1,692.80	\$363,885.24	\$291,266.93	\$291,266.93	\$0.00
375001 Viáticos en el país	\$534,735.00	\$120,417.17	\$655,152.17	\$292,959.73	\$362,192.44	\$291,266.93	\$1,692.80	\$363,885.24	\$291,266.93	\$291,266.93	\$0.00
376000 Viáticos en el extranjero	\$10,000.00	\$23,936.73	\$33,936.73	\$16,750.00	\$17,186.73	\$16,750.00	\$0.00	\$17,186.73	\$16,750.00	\$16,750.00	\$0.00
376001 Viáticos en el extranjero	\$10,000.00	\$23,936.73	\$33,936.73	\$16,750.00	\$17,186.73	\$16,750.00	\$0.00	\$17,186.73	\$16,750.00	\$16,750.00	\$0.00
380000 Servicios oficiales	\$282,734.00	\$46,628.19	\$329,362.19	\$168,821.16	\$160,541.03	\$167,821.16	\$1,000.00	\$161,541.03	\$167,821.16	\$167,821.16	\$0.00
382000 Gastos de orden social y cultural	\$162,104.00	-\$14,999.95	\$147,104.05	\$106,415.48	\$40,688.57	\$106,415.48	\$0.00	\$40,688.57	\$106,415.48	\$106,415.48	\$0.00
382002 Eventos Culturales	\$162,104.00	-\$14,999.95	\$147,104.05	\$106,415.48	\$40,688.57	\$106,415.48	\$0.00	\$40,688.57	\$106,415.48	\$106,415.48	\$0.00
383000 Congresos y convenciones	\$120,630.00	\$61,628.14	\$182,258.14	\$62,405.68	\$119,852.46	\$61,405.68	\$1,000.00	\$120,852.46	\$61,405.68	\$61,405.68	\$0.00
383001 Congresos, Convenciones	\$120,630.00	\$61,628.14	\$182,258.14	\$62,405.68	\$119,852.46	\$61,405.68	\$1,000.00	\$120,852.46	\$61,405.68	\$61,405.68	\$0.00
390000 Otros servicios generales	\$1,197,788.00	\$88,700.00	\$1,286,488.00	\$858,297.57	\$428,190.43	\$858,297.57	\$0.00	\$428,190.43	\$722,302.57	\$722,302.57	\$135,995.00
392000 Impuestos y derechos	\$373,758.00	\$88,700.00	\$462,458.00	\$321,684.57	\$140,773.43	\$321,684.57	\$0.00	\$140,773.43	\$321,684.57	\$321,684.57	\$0.00
392005 Pago de otros impuestos	\$0.00	\$6,760.00	\$6,760.00	\$0.00	\$6,760.00	\$0.00	\$0.00	\$6,760.00	\$0.00	\$0.00	\$0.00
392006 Pago de derechos	\$373,758.00	\$81,940.00	\$455,698.00	\$321,684.57	\$134,013.43	\$321,684.57	\$0.00	\$134,013.43	\$321,684.57	\$321,684.57	\$0.00
398000 Impuesto sobre nóminas y otros que se deriven de una re	\$824,030.00	\$0.00	\$824,030.00	\$536,613.00	\$287,417.00	\$536,613.00	\$0.00	\$287,417.00	\$400,618.00	\$400,618.00	\$135,995.00
398001 Impuesto sobre nóminas y otros que se deriven de una re	\$824,030.00	\$0.00	\$824,030.00	\$536,613.00	\$287,417.00	\$536,613.00	\$0.00	\$287,417.00	\$400,618.00	\$400,618.00	\$135,995.00
400000 TRANSFERENCIAS, ASIGNACIONES, SUBSIDIO	\$211,953.00	\$1,992,231.00	\$2,204,184.00	\$539,522.27	\$1,664,661.73	\$539,522.27	\$0.00	\$1,664,661.73	\$539,522.27	\$539,522.27	\$0.00
440000 Ayudas sociales	\$211,953.00	\$1,992,231.00	\$2,204,184.00	\$539,522.27	\$1,664,661.73	\$539,522.27	\$0.00	\$1,664,661.73	\$539,522.27	\$539,522.27	\$0.00
442000 Becas y otras ayudas para programas de capacitación	\$211,953.00	\$1,992,231.00	\$2,204,184.00	\$539,522.27	\$1,664,661.73	\$539,522.27	\$0.00	\$1,664,661.73	\$539,522.27	\$539,522.27	\$0.00
442001 Becas	\$211,953.00	\$1,992,231.00	\$2,204,184.00	\$539,522.27	\$1,664,661.73	\$539,522.27	\$0.00	\$1,664,661.73	\$539,522.27	\$539,522.27	\$0.00
500000 BIENES MUEBLES, INMUEBLES E INTANGIBLES	\$1,033,841.85	\$8,794,476.06	\$9,828,317.91	\$5,169,291.43	\$4,659,026.48	\$5,072,260.46	\$97,030.97	\$4,756,057.45	\$4,766,517.87	\$4,766,517.87	\$305,742.59
510000 Mobiliario y equipo de administración	\$352,174.85	\$2,530,856.78	\$2,883,031.63	\$1,282,285.02	\$1,600,746.61	\$1,282,285.02	\$0.00	\$1,600,746.61	\$1,282,285.02	\$1,282,285.02	\$0.00
511000 Muebles de oficina y estantería	\$20,500.00	\$238,745.16	\$259,245.16	\$118,978.06	\$140,267.10	\$118,978.06	\$0.00	\$140,267.10	\$118,978.06	\$118,978.06	\$0.00
511001 Muebles de oficina y estantería	\$20,500.00	\$238,745.16	\$259,245.16	\$118,978.06	\$140,267.10	\$118,978.06	\$0.00	\$140,267.10	\$118,978.06	\$118,978.06	\$0.00
513000 Bienes artísticos, culturales y científicos	\$0.00	\$16.20	\$16.20	\$0.00	\$16.20	\$0.00	\$0.00	\$16.20	\$0.00	\$0.00	\$0.00
513001 Bienes Artísticos y Culturales	\$0.00	\$16.20	\$16.20	\$0.00	\$16.20	\$0.00	\$0.00	\$16.20	\$0.00	\$0.00	\$0.00
515000 Equipo de cómputo y de tecnología de la información	\$330,174.85	\$2,162,155.08	\$2,492,329.93	\$1,078,876.10	\$1,413,453.83	\$1,078,876.10	\$0.00	\$1,413,453.83	\$1,078,876.10	\$1,078,876.10	\$0.00
515001 Bienes informáticos	\$330,174.85	\$2,162,155.08	\$2,492,329.93	\$1,078,876.10	\$1,413,453.83	\$1,078,876.10	\$0.00	\$1,413,453.83	\$1,078,876.10	\$1,078,876.10	\$0.00
519000 Otros mobiliarios y equipos de administración	\$1,500.00	\$129,940.34	\$131,440.34	\$84,430.86	\$47,009.48	\$84,430.86	\$0.00	\$47,009.48	\$84,430.86	\$84,430.86	\$0.00
519001 Equipo de Administración	\$1,500.00	\$129,940.34	\$131,440.34	\$84,430.86	\$47,009.48	\$84,430.86	\$0.00	\$47,009.48	\$84,430.86	\$84,430.86	\$0.00

**INSTITUTO TECNOLÓGICO SUPERIOR DE HUICHAPAN
 HIDALGO**
 Estado del Ejercicio del Presupuesto por Capitulo del Gasto Al 30/sep/2016

Objeto del Gasto	Aprobado	Ampliaciones / (Reducciones)	Presupuesto Vigente	Comprometido	Presupuesto Disponible para Comprometer	Devengado	Comprometido No Devengado	Presupuesto Sin Devengar	Ejercido	Pagado	Cuentas por Pagar Deuda	
520000	Mobiliario y equipo educacional y recreativo	\$14,500.00	\$2,528,189.84	\$2,542,689.84	\$1,511,584.19	\$1,031,105.65	\$1,502,046.82	\$9,537.37	\$1,040,643.02	\$1,462,046.82	\$1,462,046.82	\$40,000.00
521000	Equipos y aparatos audiovisuales	\$0.00	\$453,145.00	\$453,145.00	\$428,410.61	\$24,734.39	\$428,410.61	\$0.00	\$24,734.39	\$428,410.61	\$428,410.61	\$0.00
521001	Equipos y aparatos audiovisuales	\$0.00	\$453,145.00	\$453,145.00	\$428,410.61	\$24,734.39	\$428,410.61	\$0.00	\$24,734.39	\$428,410.61	\$428,410.61	\$0.00
522000	Aparatos deportivos	\$6,500.00	-\$1,500.00	\$5,000.00	\$0.00	\$5,000.00	\$0.00	\$0.00	\$5,000.00	\$0.00	\$0.00	\$0.00
522001	Aparatos deportivos	\$6,500.00	-\$1,500.00	\$5,000.00	\$0.00	\$5,000.00	\$0.00	\$0.00	\$5,000.00	\$0.00	\$0.00	\$0.00
523000	Cámaras fotográficas y de video	\$8,000.00	\$91,507.36	\$99,507.36	\$81,840.04	\$17,667.32	\$81,840.04	\$0.00	\$17,667.32	\$41,840.04	\$41,840.04	\$40,000.00
523001	Cámaras fotográficas y de video	\$8,000.00	\$91,507.36	\$99,507.36	\$81,840.04	\$17,667.32	\$81,840.04	\$0.00	\$17,667.32	\$41,840.04	\$41,840.04	\$40,000.00
529000	Otro mobiliario y equipo educacional y recreativo	\$0.00	\$1,985,037.48	\$1,985,037.48	\$1,001,333.54	\$983,703.94	\$991,796.17	\$9,537.37	\$993,241.31	\$991,796.17	\$991,796.17	\$0.00
529001	Equipo Educativo y Recreativo	\$0.00	\$1,985,037.48	\$1,985,037.48	\$1,001,333.54	\$983,703.94	\$991,796.17	\$9,537.37	\$993,241.31	\$991,796.17	\$991,796.17	\$0.00
530000	Equipo e instrumental médico y de laboratorio	\$51,367.00	\$734,534.52	\$785,901.52	\$344,810.94	\$441,090.58	\$336,920.94	\$7,890.00	\$448,980.58	\$336,920.94	\$336,920.94	\$0.00
531000	Equipo médico y de laboratorio	\$0.00	\$511,501.42	\$511,501.42	\$336,920.94	\$174,580.48	\$336,920.94	\$0.00	\$174,580.48	\$336,920.94	\$336,920.94	\$0.00
531001	Equipo médico y de laboratorio	\$0.00	\$511,501.42	\$511,501.42	\$336,920.94	\$174,580.48	\$336,920.94	\$0.00	\$174,580.48	\$336,920.94	\$336,920.94	\$0.00
532000	Instrumental médico y de laboratorio	\$51,367.00	\$223,033.10	\$274,400.10	\$7,890.00	\$266,510.10	\$0.00	\$7,890.00	\$274,400.10	\$0.00	\$0.00	\$0.00
532001	Instrumental Médico y de Laboratorio	\$51,367.00	\$223,033.10	\$274,400.10	\$7,890.00	\$266,510.10	\$0.00	\$7,890.00	\$274,400.10	\$0.00	\$0.00	\$0.00
540000	Vehículos y equipo de transporte	\$0.00	\$703,669.00	\$703,669.00	\$703,495.00	\$174.00	\$703,495.00	\$0.00	\$174.00	\$703,495.00	\$703,495.00	\$0.00
541000	Vehículos y equipo terrestre	\$0.00	\$703,669.00	\$703,669.00	\$703,495.00	\$174.00	\$703,495.00	\$0.00	\$174.00	\$703,495.00	\$703,495.00	\$0.00
541001	Vehículos y Equipo Terrestre	\$0.00	\$703,669.00	\$703,669.00	\$703,495.00	\$174.00	\$703,495.00	\$0.00	\$174.00	\$703,495.00	\$703,495.00	\$0.00
560000	Maquinaria, otros equipos y herramientas	\$23,800.00	\$1,947,616.58	\$1,971,416.58	\$803,351.49	\$1,168,065.09	\$723,747.89	\$79,603.60	\$1,247,668.69	\$458,005.30	\$458,005.30	\$265,742.59
562000	Maquinaria y equipo industrial	\$0.00	\$803.39	\$803.39	\$0.00	\$803.39	\$0.00	\$0.00	\$803.39	\$0.00	\$0.00	\$0.00
562001	Maquinaria y equipo industrial	\$0.00	\$803.39	\$803.39	\$0.00	\$803.39	\$0.00	\$0.00	\$803.39	\$0.00	\$0.00	\$0.00
563000	Maquinaria y equipo de construcción	\$0.00	\$30,000.00	\$30,000.00	\$0.00	\$30,000.00	\$0.00	\$0.00	\$30,000.00	\$0.00	\$0.00	\$0.00
563001	Equipo de Construcción	\$0.00	\$30,000.00	\$30,000.00	\$0.00	\$30,000.00	\$0.00	\$0.00	\$30,000.00	\$0.00	\$0.00	\$0.00
564000	Sistemas de aire acondicionado, calefacción y de refriger.	\$0.00	\$104,401.00	\$104,401.00	\$901.00	\$103,500.00	\$901.00	\$0.00	\$103,500.00	\$878.00	\$878.00	\$23.00
564001	Sistemas de aire acondicionado, calefacción y de refriger.	\$0.00	\$104,401.00	\$104,401.00	\$901.00	\$103,500.00	\$901.00	\$0.00	\$103,500.00	\$878.00	\$878.00	\$23.00
565000	Equipo de comunicación y telecomunicación	\$12,000.00	\$29,378.10	\$41,378.10	\$30,732.58	\$10,645.52	\$30,732.58	\$0.00	\$10,645.52	\$30,732.58	\$30,732.58	\$0.00
565001	Equipos y Aparatos de Comunicación y Telecomunicación	\$12,000.00	\$29,378.10	\$41,378.10	\$30,732.58	\$10,645.52	\$30,732.58	\$0.00	\$10,645.52	\$30,732.58	\$30,732.58	\$0.00
566000	Equipos de generación eléctrica, aparatos y accesorios el	\$0.00	\$863,290.05	\$863,290.05	\$206,473.49	\$656,816.56	\$146,387.81	\$60,085.68	\$716,902.24	\$146,387.81	\$146,387.81	\$0.00
566001	Equipos de generación eléctrica, aparatos y accesorios el	\$0.00	\$863,290.05	\$863,290.05	\$206,473.49	\$656,816.56	\$146,387.81	\$60,085.68	\$716,902.24	\$146,387.81	\$146,387.81	\$0.00
567000	Herramientas y máquinas-herramienta	\$11,800.00	\$76,488.81	\$88,288.81	\$40,314.79	\$47,974.02	\$20,796.87	\$19,517.92	\$67,491.94	\$20,796.67	\$20,796.67	\$0.20
567001	Herramientas y Máquinas-Herramientas	\$11,800.00	\$76,488.81	\$88,288.81	\$40,314.79	\$47,974.02	\$20,796.87	\$19,517.92	\$67,491.94	\$20,796.67	\$20,796.67	\$0.20
569000	Otros equipos	\$0.00	\$843,255.23	\$843,255.23	\$524,929.63	\$318,325.60	\$524,929.63	\$0.00	\$318,325.60	\$259,210.24	\$259,210.24	\$265,719.39
569001	Otros equipos	\$0.00	\$843,255.23	\$843,255.23	\$524,929.63	\$318,325.60	\$524,929.63	\$0.00	\$318,325.60	\$259,210.24	\$259,210.24	\$265,719.39
590000	Activos intangibles	\$592,000.00	\$349,609.34	\$941,609.34	\$523,764.79	\$417,844.55	\$523,764.79	\$0.00	\$417,844.55	\$523,764.79	\$523,764.79	\$0.00
591000	Software	\$242,000.00	\$519,609.34	\$761,609.34	\$401,716.70	\$359,892.64	\$401,716.70	\$0.00	\$359,892.64	\$401,716.70	\$401,716.70	\$0.00
591001	Software	\$242,000.00	\$519,609.34	\$761,609.34	\$401,716.70	\$359,892.64	\$401,716.70	\$0.00	\$359,892.64	\$401,716.70	\$401,716.70	\$0.00



Page 7

**INSTITUTO TECNOLÓGICO SUPERIOR DE HUICHAPAN
 HIDALGO**
 Estado del Ejercicio del Presupuesto por Capítulo del Gasto Al 30/sep/2016

Objeto del Gasto		Aprobado	Ampliaciones / (Reducciones)	Presupuesto Vigente	Comprometido	Presupuesto Disponible para Comprometer	Devengado	Comprometido No Devengado	Presupuesto Sin Devengar	Ejercido	Pagado	Cuentas por Pagar Deuda
597000	Licencias informáticas e intelectuales	\$350,000.00	-\$170,000.00	\$180,000.00	\$122,048.09	\$57,951.91	\$122,048.09	\$0.00	\$57,951.91	\$122,048.09	\$122,048.09	\$0.00
597001	Licencias informáticas e intelectuales	\$350,000.00	-\$170,000.00	\$180,000.00	\$122,048.09	\$57,951.91	\$122,048.09	\$0.00	\$57,951.91	\$122,048.09	\$122,048.09	\$0.00
600000	INVERSION PUBLICA	\$0.00	\$23,988,960.02	\$23,988,960.02	\$2,599,309.94	\$21,389,650.08	\$2,599,309.94	\$0.00	\$21,389,650.08	\$2,599,309.94	\$2,599,309.94	\$0.00
620000	Obra pública en bienes propios	\$0.00	\$23,988,960.02	\$23,988,960.02	\$2,599,309.94	\$21,389,650.08	\$2,599,309.94	\$0.00	\$21,389,650.08	\$2,599,309.94	\$2,599,309.94	\$0.00
622000	Edificación no habitacional	\$0.00	\$23,988,960.02	\$23,988,960.02	\$2,599,309.94	\$21,389,650.08	\$2,599,309.94	\$0.00	\$21,389,650.08	\$2,599,309.94	\$2,599,309.94	\$0.00
622001	Edificación no habitacional	\$0.00	\$23,988,960.02	\$23,988,960.02	\$2,599,309.94	\$21,389,650.08	\$2,599,309.94	\$0.00	\$21,389,650.08	\$2,599,309.94	\$2,599,309.94	\$0.00
Total		\$57,919,125.84	\$51,395,251.78	\$109,314,377.62	\$50,806,032.42	\$58,508,345.20	\$50,702,243.94	\$103,788.48	\$58,612,133.68	\$46,477,708.18	\$46,477,708.18	\$4,224,535.76



 ING. MARÍA ANGÉLICA BRAVO CADENA
 DIRECTORA GENERAL



 L.C. ARACELI MEZA PÉREZ
 JEFA DEL DEPTO. DE RECURSOS FINANCIEROS



 L.C. ROBERTO GONZÁLEZ VARGAS
 SUBDIRECTOR DE ADMON. Y FINANZAS