




Rubros de los Ingresos	Ingreso Estimado	Ampliaciones / (Reducciones)	Ingreso Modificado	Ingresos Devengados	Ingresos Recaudados	Avance de Recaudación (Recaudación / Estimación)	Ingresos Excedentes
<b>1 INGRESOS CORRIENTES</b>							
4 DERECHOS	\$7,234,579.00	\$0.00	\$7,234,579.00	\$2,976,527.00	\$2,976,527.00	41.14 %	-\$4,258,052.00
43 DERECHOS POR PRESTACIÓN DE SERVICIOS	\$7,234,579.00	\$0.00	\$7,234,579.00	\$2,976,527.00	\$2,976,527.00	41.14 %	-\$4,258,052.00
43-1 DERECHOS POR PRESTACIÓN DE SERVICIOS	\$7,234,579.00	\$0.00	\$7,234,579.00	\$2,976,527.00	\$2,976,527.00	41.14 %	-\$4,258,052.00
43-1-001 DERECHOS POR PRESTACIÓN DE SERVICIO	\$7,234,579.00	\$0.00	\$7,234,579.00	\$2,976,527.00	\$2,976,527.00	41.14 %	-\$4,258,052.00
43-1-001-000001 Inscripción	\$1,012,158.00	\$0.00	\$1,012,158.00	\$1,939.00	\$1,939.00	0.19 %	-\$1,010,219.00
43-1-001-000002 Reinscripción	\$3,685,842.00	\$0.00	\$3,685,842.00	\$1,970,985.00	\$1,970,985.00	53.47 %	-\$1,714,857.00
43-1-001-000003 Examen de ingreso	\$420,000.00	\$0.00	\$420,000.00	\$206,400.00	\$206,400.00	49.14 %	-\$213,600.00
43-1-001-000004 Evaluación de segunda oportunidad	\$300,000.00	\$0.00	\$300,000.00	\$0.00	\$0.00	0.00 %	-\$300,000.00
43-1-001-000005 Examen de Acreditación de la leng	\$3,000.00	\$0.00	\$3,000.00	\$0.00	\$0.00	0.00 %	-\$3,000.00
43-1-001-000006 Examen de ingreso a nivel posgrad	\$6,000.00	\$0.00	\$6,000.00	\$3,600.00	\$3,600.00	60.00 %	-\$2,400.00
43-1-001-000007 Exámenes Generales de Egreso d	\$71,060.00	\$0.00	\$71,060.00	\$0.00	\$0.00	0.00 %	-\$71,060.00
43-1-001-000008 Exámenes Generales de Egreso d	\$5,608.00	\$0.00	\$5,608.00	\$1,870.00	\$1,870.00	33.34 %	-\$3,738.00
43-1-001-000009 Constancia escolar (la primera con	\$35,000.00	\$0.00	\$35,000.00	\$13,770.00	\$13,770.00	39.34 %	-\$21,230.00
43-1-001-000010 Certificado de estudios de Licenciat	\$80,500.00	\$0.00	\$80,500.00	\$66,850.00	\$66,850.00	83.04 %	-\$13,650.00
43-1-001-000011 Titulación	\$115,000.00	\$0.00	\$115,000.00	\$89,500.00	\$89,500.00	77.82 %	-\$25,500.00
43-1-001-000012 Protocolo de titulación	\$318,780.00	\$0.00	\$318,780.00	\$62,650.00	\$62,650.00	19.65 %	-\$256,130.00
43-1-001-000013 Registro de titulo y expedición de	\$272,090.00	\$0.00	\$272,090.00	\$211,757.00	\$211,757.00	77.82 %	-\$60,333.00
43-1-001-000014 Expedición de Registro Estatal	\$69,460.00	\$0.00	\$69,460.00	\$54,058.00	\$54,058.00	77.82 %	-\$15,402.00
43-1-001-000015 Derecho de validación electrónica	\$17,363.00	\$0.00	\$17,363.00	\$14,499.00	\$14,499.00	83.50 %	-\$2,864.00
43-1-001-000016 Inscripción a nivel posgrado	\$48,370.00	\$0.00	\$48,370.00	\$29,022.00	\$29,022.00	60.00 %	-\$19,348.00
43-1-001-000017 Congresos/Simposio	\$164,000.00	\$0.00	\$164,000.00	\$0.00	\$0.00	0.00 %	-\$164,000.00
43-1-001-000018 Curso de extensión, actualización c	\$95,000.00	\$0.00	\$95,000.00	\$96,600.00	\$96,600.00	101.68 %	\$1,600.00
43-1-001-000019 Propedéutico maestría	\$26,870.00	\$0.00	\$26,870.00	\$0.00	\$0.00	0.00 %	-\$26,870.00
43-1-001-000020 Cuota por asesoría técnica (5)	\$1,192.00	\$0.00	\$1,192.00	\$0.00	\$0.00	0.00 %	-\$1,192.00



**INSTITUTO TECNOLÓGICO SUPERIOR DE HUICHAPAN  
HIDALGO**

**Estado sobre el ejercicio de los Ingresos por Ente Público/ Clasificación Económica/Rubro/Tipo/Clase/Concepto  
Del 01/ene./2018 Al 31/mar./2018**

Rep: SUPERVISOR  
rptEstadoPresupuestoIngresosCL\_RB\_TP\_CL\_CP

Fecha y hora de Impresión | 11/abr./2018  
09:36 a. m.

43-1-001-000021	Curso de verano de hasta 74 horas	\$6,750.00	\$0.00	\$6,750.00	\$0.00	\$0.00	0.00 %	-\$6,750.00
43-1-001-000022	Curso de verano de 75 hasta 89 hc	\$24,750.00	\$0.00	\$24,750.00	\$0.00	\$0.00	0.00 %	-\$24,750.00
43-1-001-000023	Curso de verano de 90 hasta 119 h	\$32,500.00	\$0.00	\$32,500.00	\$0.00	\$0.00	0.00 %	-\$32,500.00
43-1-001-000024	Curso de verano de 120 horas o m	\$11,250.00	\$0.00	\$11,250.00	\$0.00	\$0.00	0.00 %	-\$11,250.00
43-1-001-000025	Curso de verano infantil (5)	\$2,000.00	\$0.00	\$2,000.00	\$0.00	\$0.00	0.00 %	-\$2,000.00
43-1-001-000026	Reposición de credencial	\$13,311.00	\$0.00	\$13,311.00	\$3,927.00	\$3,927.00	29.50 %	-\$9,384.00
43-1-001-000027	Seguro estudiantil contra accidente:	\$196,800.00	\$0.00	\$196,800.00	\$8,200.00	\$8,200.00	4.16 %	-\$188,600.00
43-1-001-000028	Dictamen de convalidación	\$1,375.00	\$0.00	\$1,375.00	\$1,100.00	\$1,100.00	80.00 %	-\$275.00
43-1-001-000029	Dictamen de equivalencia	\$550.00	\$0.00	\$550.00	\$0.00	\$0.00	0.00 %	-\$550.00
43-1-001-000030	Curso global o semipresencial	\$198,000.00	\$0.00	\$198,000.00	\$139,800.00	\$139,800.00	70.60 %	-\$58,200.00
<b>5</b>	<b>PRODUCTOS DE TIPO CORRIENTE</b>	<b>\$248,263.00</b>	<b>\$0.00</b>	<b>\$248,263.00</b>	<b>\$23,750.00</b>	<b>\$18,800.00</b>	<b>7.57 %</b>	<b>-\$229,463.00</b>
51	PRODUCTOS DE TIPO CORRIENTE	\$248,263.00	\$0.00	\$248,263.00	\$23,750.00	\$18,800.00	7.57 %	-\$229,463.00
<b>6</b>	<b>APROVECHAMIENTOS DE TIPO CORRIENTE</b>	<b>\$10,565.00</b>	<b>\$0.00</b>	<b>\$10,565.00</b>	<b>\$5,230.00</b>	<b>\$5,230.00</b>	<b>49.50 %</b>	<b>-\$5,335.00</b>
61	APROVECHAMIENTOS DE TIPO CORRIENTE	\$10,565.00	\$0.00	\$10,565.00	\$5,230.00	\$5,230.00	49.50 %	-\$5,335.00
	<b>INGRESOS CORRIENTES</b>	<b>\$7,493,407.00</b>	<b>\$0.00</b>	<b>\$7,493,407.00</b>	<b>\$3,005,507.00</b>	<b>\$3,000,557.00</b>	<b>40.04 %</b>	<b>-\$4,492,850.00</b>
<b>2</b>	<b>INGRESOS DE CAPITAL</b>							
<b>8</b>	<b>PARTICIPACIONES Y APORTACIONES</b>	<b>\$0.00</b>	<b>\$24,572,448.76</b>	<b>\$24,572,448.76</b>	<b>\$24,572,448.76</b>	<b>\$23,422,448.76</b>	<b>95.31 %</b>	<b>\$23,422,448.76</b>
83	CONVENIOS DE LIBRE DISPOSICIÓN	\$0.00	\$24,572,448.76	\$24,572,448.76	\$24,572,448.76	\$23,422,448.76	95.31 %	\$23,422,448.76
83-002	PROGRAMAS ESPECIALES 2012	\$0.00	\$5,356,642.31	\$5,356,642.31	\$5,356,642.31	\$5,356,642.31	100.00 %	\$5,356,642.31
83-002-000001	Programa integral de fortalecimiento de l	\$0.00	\$5,356,642.31	\$5,356,642.31	\$5,356,642.31	\$5,356,642.31	100.00 %	\$5,356,642.31
83-003	PROGRAMAS ESPECIALES 2013	\$0.00	\$599,470.68	\$599,470.68	\$599,470.68	\$599,470.68	100.00 %	\$599,470.68
83-003-000001	Emprendedor ITESHU	\$0.00	\$440,250.00	\$440,250.00	\$440,250.00	\$440,250.00	100.00 %	\$440,250.00
83-003-000002	Programa integral de fortalecimiento de l	\$0.00	\$6,220.68	\$6,220.68	\$6,220.68	\$6,220.68	100.00 %	\$6,220.68
83-003-000003	Centro de incubación e innovación empre	\$0.00	\$153,000.00	\$153,000.00	\$153,000.00	\$153,000.00	100.00 %	\$153,000.00
83-004	PROGRAMAS ESPECIALES 2014	\$0.00	\$190,000.00	\$190,000.00	\$190,000.00	\$0.00	0.00 %	\$0.00
83-004-000001	Diseño y construcción de un exoesquelet	\$0.00	\$50,000.00	\$50,000.00	\$50,000.00	\$0.00	0.00 %	\$0.00
83-004-000002	Diseño y evaluación de un concentrador	\$0.00	\$50,000.00	\$50,000.00	\$50,000.00	\$0.00	0.00 %	\$0.00
83-004-000003	Desarrollo de abono orgánico por medio	\$0.00	\$50,000.00	\$50,000.00	\$50,000.00	\$0.00	0.00 %	\$0.00



# INSTITUTO TECNOLÓGICO SUPERIOR DE HUICHAPAN HIDALGO

**Estado sobre el ejercicio de los Ingresos por Ente Público/ Clasificación Económica/Rubro/Tipo/Clase/Concepto  
Del 01/ene./2018 Al 31/mar./2018**

Fecha y 11/abr./2018

hora de Impresión 09:36 a. m.

Hrp SUPERVISOR  
rptEstadoPresupuestoIngresosCL\_RB\_TP\_CL\_CP

83-004-000004 Programación de un brazo robótico didáct	\$0.00	\$40,000.00	\$40,000.00	\$40,000.00	\$0.00	0.00 %	\$0.00
83-005 PROGRAMAS ESPECIALES 2015	\$0.00	\$93,290.73	\$93,290.73	\$93,290.73	\$93,290.73	100.00 %	\$93,290.73
83-005-000001 Mantenimiento y reparación menor de ce	\$0.00	\$34,598.87	\$34,598.87	\$34,598.87	\$34,598.87	100.00 %	\$34,598.87
83-005-000002 Obtención de bioetanol a partir del proce	\$0.00	\$42,616.67	\$42,616.67	\$42,616.67	\$42,616.67	100.00 %	\$42,616.67
83-005-000003 Diseño de un equipo termosolar para el ti	\$0.00	\$9,860.38	\$9,860.38	\$9,860.38	\$9,860.38	100.00 %	\$9,860.38
83-005-000004 Programa para la inclusión y la equidad e	\$0.00	\$40.81	\$40.81	\$40.81	\$40.81	100.00 %	\$40.81
83-005-000005 Estimulo fiscal 2014	\$0.00	\$6,174.00	\$6,174.00	\$6,174.00	\$6,174.00	100.00 %	\$6,174.00
83-006 PROGRAMAS ESPECIALES FONDO DE RESERVA	\$0.00	\$10,820,428.09	\$10,820,428.09	\$10,820,428.09	\$10,820,428.09	100.00 %	\$10,820,428.09
83-006-000001 Fortalecimiento profesional personal doc	\$0.00	\$152,926.12	\$152,926.12	\$152,926.12	\$152,926.12	100.00 %	\$152,926.12
83-006-000002 Segunda etapa de biblioteca y equipamie	\$0.00	\$5,890,271.81	\$5,890,271.81	\$5,890,271.81	\$5,890,271.81	100.00 %	\$5,890,271.81
83-006-000003 Unidad de Vinculación	\$0.00	\$2,496,330.00	\$2,496,330.00	\$2,496,330.00	\$2,496,330.00	100.00 %	\$2,496,330.00
83-006-000004 Equipamiento de Ingenierías	\$0.00	\$2,280,900.16	\$2,280,900.16	\$2,280,900.16	\$2,280,900.16	100.00 %	\$2,280,900.16
83-007 PROGRAMAS ESPECIALES 2016	\$0.00	\$1,200,711.19	\$1,200,711.19	\$1,200,711.19	\$383,211.19	31.91 %	\$383,211.19
83-007-000001 Plataforma de gestión administrativa, fisc	\$0.00	\$100,899.79	\$100,899.79	\$100,899.79	\$100,899.79	100.00 %	\$100,899.79
83-007-000002 Desarrollo de un sistema de inmersión vi	\$0.00	\$29,113.09	\$29,113.09	\$29,113.09	\$29,113.09	100.00 %	\$29,113.09
83-007-000003 Prototipo de asistente inteligente virtual	\$0.00	\$32,272.42	\$32,272.42	\$32,272.42	\$32,272.42	100.00 %	\$32,272.42
83-007-000004 Desarrollo del "sistema de entornos virtu	\$0.00	\$54,341.80	\$54,341.80	\$54,341.80	\$54,341.80	100.00 %	\$54,341.80
83-007-000005 Evaluación de un concentrador solar de	\$0.00	\$213,577.29	\$213,577.29	\$213,577.29	\$88,577.29	41.47 %	\$88,577.29
83-007-000006 Diseño y construcción de planetario port	\$0.00	\$152,580.35	\$152,580.35	\$152,580.35	\$27,580.35	18.07 %	\$27,580.35
83-007-000007 Desarrollo de un sistema flexible a partir	\$0.00	\$128,105.12	\$128,105.12	\$128,105.12	\$3,105.12	2.42 %	\$3,105.12
83-007-000008 Contador automático de semillas hacienc	\$0.00	\$57,607.00	\$57,607.00	\$57,607.00	\$7,607.00	13.20 %	\$7,607.00
83-007-000009 Diseño de un equipo termosolar para el ti	\$0.00	\$65,434.79	\$65,434.79	\$65,434.79	\$15,434.79	23.58 %	\$15,434.79
83-007-000010 Control de vibraciones para el crecimient	\$0.00	\$127,937.19	\$127,937.19	\$127,937.19	\$2,937.19	2.29 %	\$2,937.19
83-007-000011 Deshidratador de tortillas para la producc	\$0.00	\$58,343.30	\$58,343.30	\$58,343.30	\$8,343.30	14.30 %	\$8,343.30
83-007-000012 Diseño y construcción de un fotobioreact	\$0.00	\$125,283.53	\$125,283.53	\$125,283.53	\$283.53	0.22 %	\$283.53
83-007-000013 Optimización del proceso de elaboración	\$0.00	\$55,215.52	\$55,215.52	\$55,215.52	\$12,715.52	23.02 %	\$12,715.52
83-008 REMANENTES FEDERALES	\$0.00	\$5,950,498.39	\$5,950,498.39	\$5,950,498.39	\$5,950,498.39	100.00 %	\$5,950,498.39
83-008-000001 R-14-2016-Proyecto construcción de un	\$0.00	\$2,901,083.37	\$2,901,083.37	\$2,901,083.37	\$2,901,083.37	100.00 %	\$2,901,083.37



**INSTITUTO TECNOLÓGICO SUPERIOR DE HUICHAPAN  
HIDALGO**

**Estado sobre el ejercicio de los Ingresos por Ente Público/ Clasificación Económica/Rubro/Tipo/Clase/Concepto  
Del 01/ene./2018 Al 31/mar./2018**

Hdr: SUPERVISOR

rpt:EstadoPresupuestoIngresosCL\_RB\_TP\_CL\_CP

Fecha y 11/abr./2018

hora de Impresión 09:36 a. m.

83-008-000002 R-15-2017-Conclusión de la construcción	\$0.00	\$3,049,415.02	\$3,049,415.02	\$3,049,415.02	\$3,049,415.02	100.00 %	\$3,049,415.02
83-009 PROGRAMAS ESPECIALES 2017	\$0.00	\$361,407.37	\$361,407.37	\$361,407.37	\$218,907.37	60.57 %	\$218,907.37
83-009-000001 Curso taller de matemáticas y ciencias d	\$0.00	\$3,480.48	\$3,480.48	\$3,480.48	\$3,480.48	100.00 %	\$3,480.48
83-009-000002 Sistema de monitoreo y control vehicular	\$0.00	\$5,098.31	\$5,098.31	\$5,098.31	\$5,098.31	100.00 %	\$5,098.31
83-009-000003 Forraje verde hidropónico como un alterr	\$0.00	\$61,406.54	\$61,406.54	\$61,406.54	\$18,906.54	30.78 %	\$18,906.54
83-009-000004 Fabricación de paneles biosustentables r	\$0.00	\$84,417.11	\$84,417.11	\$84,417.11	\$34,417.11	40.77 %	\$34,417.11
83-009-000005 Diseño de un robot móvil teleoperado co	\$0.00	\$54,500.00	\$54,500.00	\$54,500.00	\$4,500.00	8.25 %	\$4,500.00
83-009-000006 24a. Semana nacional de ciencia y tecno	\$0.00	\$754.93	\$754.93	\$754.93	\$754.93	100.00 %	\$754.93
83-009-000007 Plataforma de investigación de agricultur	\$0.00	\$6,750.00	\$6,750.00	\$6,750.00	\$6,750.00	100.00 %	\$6,750.00
83-009-000008 Plataforma de aprendizaje de idiomas, in	\$0.00	\$145,000.00	\$145,000.00	\$145,000.00	\$145,000.00	100.00 %	\$145,000.00
<b>9 TRANSFERENCIAS, ASIGNACIONES, SUBSIDIOS Y OTR/</b>	<b>\$59,111,714.00</b>	<b>\$0.00</b>	<b>\$59,111,714.00</b>	<b>\$13,531,115.00</b>	<b>\$13,531,115.00</b>	<b>22.89 %</b>	<b>-\$45,580,599.00</b>
<b>92 TRANSFERENCIAS AL RESTO DEL SECTOR PÚBLICO</b>	<b>\$59,111,714.00</b>	<b>\$0.00</b>	<b>\$59,111,714.00</b>	<b>\$13,531,115.00</b>	<b>\$13,531,115.00</b>	<b>22.89 %</b>	<b>-\$45,580,599.00</b>
92-001 Subsidio Federal	\$29,555,857.00	\$0.00	\$29,555,857.00	\$7,431,095.00	\$7,431,095.00	25.14 %	-\$22,124,762.00
92-001-001 Capitulo 1000	\$26,653,258.00	\$0.00	\$26,653,258.00	\$7,431,095.00	\$7,431,095.00	27.88 %	-\$19,222,163.00
92-001-002 Capitulo 2000	\$1,008,166.00	\$0.00	\$1,008,166.00	\$0.00	\$0.00	0.00 %	-\$1,008,166.00
92-001-003 Capitulo 3000	\$1,894,433.00	\$0.00	\$1,894,433.00	\$0.00	\$0.00	0.00 %	-\$1,894,433.00
92-002 Subsidio Estatal	\$29,555,857.00	\$0.00	\$29,555,857.00	\$6,100,020.00	\$6,100,020.00	20.63 %	-\$23,455,837.00
92-002-001 Capitulo 1000	\$26,653,258.00	\$0.00	\$26,653,258.00	\$6,100,020.00	\$6,100,020.00	22.88 %	-\$20,553,238.00
92-002-002 Capitulo 2000	\$1,008,166.00	\$0.00	\$1,008,166.00	\$0.00	\$0.00	0.00 %	-\$1,008,166.00
92-002-003 Capitulo 3000	\$1,894,433.00	\$0.00	\$1,894,433.00	\$0.00	\$0.00	0.00 %	-\$1,894,433.00
<b>INGRESOS DE CAPITAL</b>	<b>\$59,111,714.00</b>	<b>\$24,572,448.76</b>	<b>\$83,684,162.76</b>	<b>\$38,103,563.76</b>	<b>\$36,953,563.76</b>	<b>44.15 %</b>	<b>-\$22,158,150.24</b>
<b>TOTAL</b>	<b>\$66,605,121.00</b>	<b>\$24,572,448.76</b>	<b>\$91,177,569.76</b>	<b>\$41,109,070.76</b>	<b>\$39,954,120.76</b>	<b>43.82 %</b>	<b>-\$26,651,000.24</b>

Estado Analítico de Ingresos por Fuente de Financiamiento		Ingreso Estimado	Ampliaciones / (Reducciones)	Ingreso Modificado	Ingresos Devengados	Ingresos Recaudados	Avance de Recaudación (Recaudación / Estimación)	Ingresos Excedentes
<b>Tributarios</b>								
	IMPUESTOS SOBRE LOS INGRESOS	\$0.00	\$0.00	\$0.00	\$0.00	\$0.00	0.00 %	\$0.00
	IMPUESTOS SOBRE EL PATRIMONIO	\$0.00	\$0.00	\$0.00	\$0.00	\$0.00	0.00 %	\$0.00
	IMPUESTOS SOBRE LA PRODUCCIÓN, EL CONSUMO Y LAS	\$0.00	\$0.00	\$0.00	\$0.00	\$0.00	0.00 %	\$0.00
	IMPUESTOS AL COMERCIO EXTERIOR	\$0.00	\$0.00	\$0.00	\$0.00	\$0.00	0.00 %	\$0.00
	IMPUESTOS SOBRE NÓMINAS Y ASIMILABLES	\$0.00	\$0.00	\$0.00	\$0.00	\$0.00	0.00 %	\$0.00
	IMPUESTOS ECOLÓGICOS	\$0.00	\$0.00	\$0.00	\$0.00	\$0.00	0.00 %	\$0.00
	ACCESORIOS DE IMPUESTOS	\$0.00	\$0.00	\$0.00	\$0.00	\$0.00	0.00 %	\$0.00
	OTROS IMPUESTOS	\$0.00	\$0.00	\$0.00	\$0.00	\$0.00	0.00 %	\$0.00
	IMPUESTOS NO COMPRENDIDOS EN LAS FRACCIONES DE	\$0.00	\$0.00	\$0.00	\$0.00	\$0.00	0.00 %	\$0.00
	<b>Subtotal Tributarios</b>	<b>\$0.00</b>	<b>\$0.00</b>	<b>\$0.00</b>	<b>\$0.00</b>	<b>\$0.00</b>	<b>0.00 %</b>	<b>\$0.00</b>
<b>No Tributarios</b>								
I	DERECHOS	\$7,234,579.00	\$0.00	\$7,234,579.00	\$2,976,527.00	\$2,976,527.00	41.14 %	-\$4,258,052.00
II	PRODUCTOS DE TIPO CORRIENTE	\$248,263.00	\$0.00	\$248,263.00	\$23,750.00	\$18,800.00	7.57 %	-\$229,463.00
II	PRODUCTOS	\$0.00	\$0.00	\$0.00	\$0.00	\$0.00	0.00 %	\$0.00
III	APROVECHAMIENTOS DE TIPO CORRIENTE	\$10,565.00	\$0.00	\$10,565.00	\$5,230.00	\$5,230.00	49.50 %	-\$5,335.00
IV	CONTRIBUCIONES DE MEJORAS	\$0.00	\$0.00	\$0.00	\$0.00	\$0.00	0.00 %	\$0.00
	<b>Subtotal No Tributarios</b>	<b>\$7,493,407.00</b>	<b>\$0.00</b>	<b>\$7,493,407.00</b>	<b>\$3,005,507.00</b>	<b>\$3,000,557.00</b>	<b>40.04 %</b>	<b>-\$4,492,850.00</b>
0	DEUDA PÚBLICA A LARGO PLAZO	\$0.00	\$0.00	\$0.00	\$0.00	\$0.00	0.00 %	0.00
2	CUOTAS Y APORTACIONES DE SEGURIDAD SOCIAL	\$0.00	\$0.00	\$0.00	\$0.00	\$0.00	0.00 %	0.00
7	INGRESOS POR VENTA DE BIENES Y SERVICIOS	\$0.00	\$0.00	\$0.00	\$0.00	\$0.00	0.00 %	0.00
8	PARTICIPACIONES Y APORTACIONES	\$0.00	\$24,572,448.76	\$24,572,448.76	\$24,572,448.76	\$23,422,448.76	95.31 %	23,422,448.76
9	TRANSFERENCIAS, ASIGNACIONES, SUBSIDIOS Y	\$59,111,714.00	\$0.00	\$59,111,714.00	\$13,531,115.00	\$13,531,115.00	22.89 %	-45,580,599.00
	<b>Subtotal Otros</b>	<b>\$59,111,714.00</b>	<b>\$24,572,448.76</b>	<b>\$83,684,162.76</b>	<b>\$38,103,563.76</b>	<b>\$36,953,563.76</b>	<b>44.15 %</b>	<b>-22,158,150.24</b>
	<b>Total</b>	<b>\$66,605,121.00</b>	<b>\$24,572,448.76</b>	<b>\$91,177,569.76</b>	<b>\$41,109,070.76</b>	<b>\$39,954,120.76</b>	<b>43.82 %</b>	<b>-26,651,000.24</b>








INSTITUTO TECNOLÓGICO SUPERIOR DE HUICHAPAN  
HIDALGO

Estado sobre el ejercicio de los Ingresos por Ente Público/ Clasificación Económica/Rubro/Tipo/Clase/Concepto  
Del 01/ene./2018 Al 31/mar./2018

Rep. SUPERVISOR  
rp:EstadoPresupuestoIngresosCL\_RB\_TP\_CL\_CF

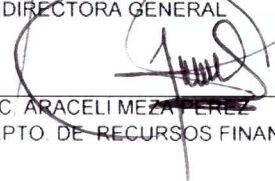
Fecha y 11/abr./2018

hora de Impresión 09:36 a. m.



---

ING. MARIA ANGÉLICA BRAVO CADENA  
DIRECTORA GENERAL



---

L.C. ARACELI MEZA PÉREZ  
JEFA DEL DEPTO. DE RECURSOS FINANCIEROS



---

L.C. ROBERTO GONZÁLEZ VÁRGAS  
SUBDIRECTOR DE ADMON. Y FINANZAS