


**INSTITUTO TECNOLÓGICO SUPERIOR DE HUICHAPAN
HIDALGO**

Estado Analítico del Ejercicio del Presupuesto de Egresos por Proyecto/Proceso - Fuente Financiamiento Del 01/ene./2023 Al 30/sep./2023

Rep: supervisor
rptEstadoAnalíticoPresupuestoEgresos_PY_FF_EX

Fecha y hora de Impresión | 10/oct./2023
09:11 a. m.

Ejercicio del Presupuesto	Egresos Aprobado	Ampliaciones / (Reducciones)	Egresos Modificado	Egresos Comprometido	Presupuesto Disponible para Comprometer	Egresos Devengado	Comprometido No Devengado	Egresos Ejercido	Pagado	Cuentas por Pagar Deuda	Subejercicio	
01	ESTUDIANTES DE EDUCACIÓN SUPERIOR EN LAS INSTITUCIONES PÚBLICAS FORMADOS											
11	Recurso Fiscal											
200000	MATERIALES Y SUMINISTROS	\$125,267.00	-\$678.72	\$124,588.28	\$124,421.44	\$166.84	\$124,421.44	\$0.00	\$124,421.44	\$124,421.44	\$0.00	\$166.84
210000	Materiales de administración, emisior	\$48,620.00	-\$5,756.03	\$42,863.97	\$42,863.97	\$0.00	\$42,863.97	\$0.00	\$42,863.97	\$42,863.97	\$0.00	\$0.00
211000	Materiales, útiles y equipos menores de	\$39,755.00	-\$5,234.79	\$34,520.21	\$34,520.21	\$0.00	\$34,520.21	\$0.00	\$34,520.21	\$34,520.21	\$0.00	\$0.00
211001	Material de Oficina	\$39,755.00	-\$5,234.79	\$34,520.21	\$34,520.21	\$0.00	\$34,520.21	\$0.00	\$34,520.21	\$34,520.21	\$0.00	\$0.00
212000	Materiales y útiles de impresión y repro	\$1,560.00	-\$384.04	\$1,175.96	\$1,175.96	\$0.00	\$1,175.96	\$0.00	\$1,175.96	\$1,175.96	\$0.00	\$0.00
212001	Materiales y Útiles de Impresión	\$1,560.00	-\$384.04	\$1,175.96	\$1,175.96	\$0.00	\$1,175.96	\$0.00	\$1,175.96	\$1,175.96	\$0.00	\$0.00
214000	Materiales, útiles y equipos menores de	\$7,305.00	-\$137.20	\$7,167.80	\$7,167.80	\$0.00	\$7,167.80	\$0.00	\$7,167.80	\$7,167.80	\$0.00	\$0.00
214001	Material para Bienes Informáticos	\$7,305.00	-\$137.20	\$7,167.80	\$7,167.80	\$0.00	\$7,167.80	\$0.00	\$7,167.80	\$7,167.80	\$0.00	\$0.00
240000	Materiales y artículos de construcción	\$10,508.00	-\$485.29	\$10,022.71	\$9,932.51	\$90.20	\$9,932.51	\$0.00	\$9,932.51	\$9,932.51	\$0.00	\$90.20
246000	Material eléctrico y electrónico	\$8,676.00	-\$485.29	\$8,190.71	\$8,166.66	\$24.05	\$8,166.66	\$0.00	\$8,166.66	\$8,166.66	\$0.00	\$24.05
246001	Material Eléctrico	\$8,676.00	-\$485.29	\$8,190.71	\$8,166.66	\$24.05	\$8,166.66	\$0.00	\$8,166.66	\$8,166.66	\$0.00	\$24.05
249000	Otros materiales y artículos de constru	\$1,832.00	\$0.00	\$1,832.00	\$1,765.85	\$66.15	\$1,765.85	\$0.00	\$1,765.85	\$1,765.85	\$0.00	\$66.15
249001	Otros materiales y artículos de constru	\$1,832.00	\$0.00	\$1,832.00	\$1,765.85	\$66.15	\$1,765.85	\$0.00	\$1,765.85	\$1,765.85	\$0.00	\$66.15
250000	Productos químicos, farmacéuticos y	\$10,046.00	\$1,212.58	\$11,258.58	\$11,252.84	\$5.74	\$11,252.84	\$0.00	\$11,252.84	\$11,252.84	\$0.00	\$5.74
253000	Medicinas y productos farmacéuticos	\$7,938.00	\$1,500.00	\$9,438.00	\$9,432.50	\$5.50	\$9,432.50	\$0.00	\$9,432.50	\$9,432.50	\$0.00	\$5.50
253001	Medicinas y Productos Farmacéuticos	\$7,938.00	\$1,500.00	\$9,438.00	\$9,432.50	\$5.50	\$9,432.50	\$0.00	\$9,432.50	\$9,432.50	\$0.00	\$5.50
254000	Materiales, accesorios y suministros m	\$1,377.00	-\$75.00	\$1,302.00	\$1,301.76	\$0.24	\$1,301.76	\$0.00	\$1,301.76	\$1,301.76	\$0.00	\$0.24
254001	Materiales y Suministros Médicos	\$1,377.00	-\$75.00	\$1,302.00	\$1,301.76	\$0.24	\$1,301.76	\$0.00	\$1,301.76	\$1,301.76	\$0.00	\$0.24
255000	Materiales, accesorios y suministros de	\$731.00	-\$212.42	\$518.58	\$518.58	\$0.00	\$518.58	\$0.00	\$518.58	\$518.58	\$0.00	\$0.00
255001	Materiales y Suministros de Laborator	\$731.00	-\$212.42	\$518.58	\$518.58	\$0.00	\$518.58	\$0.00	\$518.58	\$518.58	\$0.00	\$0.00
260000	Combustibles, lubricantes y aditivos	\$38,892.00	-\$1,388.62	\$37,503.38	\$37,503.38	\$0.00	\$37,503.38	\$0.00	\$37,503.38	\$37,503.38	\$0.00	\$0.00
261000	Combustibles, lubricantes y aditivos	\$38,892.00	-\$1,388.62	\$37,503.38	\$37,503.38	\$0.00	\$37,503.38	\$0.00	\$37,503.38	\$37,503.38	\$0.00	\$0.00
261001	Combustibles y Lubricantes vehiculos y	\$38,892.00	-\$1,388.62	\$37,503.38	\$37,503.38	\$0.00	\$37,503.38	\$0.00	\$37,503.38	\$37,503.38	\$0.00	\$0.00
290000	Herramientas, refacciones y accesorio	\$17,201.00	\$5,738.64	\$22,939.64	\$22,868.74	\$70.90	\$22,868.74	\$0.00	\$22,868.74	\$22,868.74	\$0.00	\$70.90
291000	Herramientas menores	\$6,070.00	-\$370.88	\$5,699.12	\$5,699.12	\$0.00	\$5,699.12	\$0.00	\$5,699.12	\$5,699.12	\$0.00	\$0.00
291001	Herramientas Menores	\$6,070.00	-\$370.88	\$5,699.12	\$5,699.12	\$0.00	\$5,699.12	\$0.00	\$5,699.12	\$5,699.12	\$0.00	\$0.00
294000	Refacciones y accesorios menores de	\$7,184.00	-\$163.00	\$7,021.00	\$7,021.00	\$0.00	\$7,021.00	\$0.00	\$7,021.00	\$7,021.00	\$0.00	\$0.00
294001	Refacciones y accesorios menores de	\$7,184.00	-\$163.00	\$7,021.00	\$7,021.00	\$0.00	\$7,021.00	\$0.00	\$7,021.00	\$7,021.00	\$0.00	\$0.00
295000	Refacciones y accesorios menores de	\$1,230.00	\$0.00	\$1,230.00	\$1,230.00	\$0.00	\$1,230.00	\$0.00	\$1,230.00	\$1,230.00	\$0.00	\$0.00



**INSTITUTO TECNOLÓGICO SUPERIOR DE HUICHAPAN
HIDALGO**

Estado Analítico del Ejercicio del Presupuesto de Egresos por Proyecto/Proceso - Fuente Financiamiento Del 01/ene./2023 Al 30/sep./2023

Fecha y 10/oct./2023


Http:supervisor
rptEstadoAnaliticoPresupuestoEgresos_PY_FF_EX

hora de Impresión 09:11 a. m.

Ejercicio del Presupuesto	Egresos Aprobado	Ampliaciones / (Reducciones)	Egresos Modificado	Egresos Comprometido	Presupuesto Disponible para Comprometer	Egresos Devengado	Comprometido No Devengado	Egresos Ejercido	Pagado	Cuentas por Pagar Deuda	Subejercicio
295001 Refacciones y accesorios menores de	\$1,230.00	\$0.00	\$1,230.00	\$1,230.00	\$0.00	\$1,230.00	\$0.00	\$1,230.00	\$1,230.00	\$0.00	\$0.00
299000 Refacciones y accesorios menores otrc	\$2,717.00	\$6,272.52	\$8,989.52	\$8,918.62	\$70.90	\$8,918.62	\$0.00	\$8,918.62	\$8,918.62	\$0.00	\$70.90
299001 Refacciones y accesorios menores otrc	\$2,717.00	\$6,272.52	\$8,989.52	\$8,918.62	\$70.90	\$8,918.62	\$0.00	\$8,918.62	\$8,918.62	\$0.00	\$70.90
300000 SERVICIOS GENERALES	\$45,048.00	-\$4,132.41	\$40,915.59	\$40,847.59	\$68.00	\$40,136.34	\$711.25	\$40,136.34	\$40,136.34	\$0.00	\$779.25
310000 Servicios básicos	\$17,376.00	-\$7,130.97	\$10,245.03	\$10,245.03	\$0.00	\$9,533.78	\$711.25	\$9,533.78	\$9,533.78	\$0.00	\$711.25
312001 Gas	\$17,376.00	-\$7,130.97	\$10,245.03	\$10,245.03	\$0.00	\$9,533.78	\$711.25	\$9,533.78	\$9,533.78	\$0.00	\$711.25
320000 Servicios de arrendamiento	\$0.00	\$2,998.56	\$2,998.56	\$2,998.56	\$0.00	\$2,998.56	\$0.00	\$2,998.56	\$2,998.56	\$0.00	\$0.00
329000 Otros arrendamientos	\$0.00	\$2,998.56	\$2,998.56	\$2,998.56	\$0.00	\$2,998.56	\$0.00	\$2,998.56	\$2,998.56	\$0.00	\$0.00
329001 Otros arrendamientos	\$0.00	\$2,998.56	\$2,998.56	\$2,998.56	\$0.00	\$2,998.56	\$0.00	\$2,998.56	\$2,998.56	\$0.00	\$0.00
330000 Servicios profesionales, científicos, tr	\$26,263.00	\$0.00	\$26,263.00	\$26,263.00	\$0.00	\$26,263.00	\$0.00	\$26,263.00	\$26,263.00	\$0.00	\$0.00
334000 Servicios de capacitación	\$26,263.00	\$0.00	\$26,263.00	\$26,263.00	\$0.00	\$26,263.00	\$0.00	\$26,263.00	\$26,263.00	\$0.00	\$0.00
334001 Capacitación	\$26,263.00	\$0.00	\$26,263.00	\$26,263.00	\$0.00	\$26,263.00	\$0.00	\$26,263.00	\$26,263.00	\$0.00	\$0.00
370000 Servicios de traslado y viáticos	\$1,409.00	\$0.00	\$1,409.00	\$1,341.00	\$68.00	\$1,341.00	\$0.00	\$1,341.00	\$1,341.00	\$0.00	\$68.00
375000 Viáticos en el país	\$1,409.00	\$0.00	\$1,409.00	\$1,341.00	\$68.00	\$1,341.00	\$0.00	\$1,341.00	\$1,341.00	\$0.00	\$68.00
375001 Viáticos en el país	\$1,409.00	\$0.00	\$1,409.00	\$1,341.00	\$68.00	\$1,341.00	\$0.00	\$1,341.00	\$1,341.00	\$0.00	\$68.00
Recurso Fiscal	\$170,315.00	-\$4,811.13	\$165,503.87	\$165,269.03	\$234.84	\$164,557.78	\$711.25	\$164,557.78	\$164,557.78	\$0.00	\$946.09

14 Ingresos Propios

200000 MATERIALES Y SUMINISTROS	\$514,412.00	-\$49,796.74	\$464,615.26	\$464,050.15	\$565.11	\$461,793.78	\$2,256.37	\$448,178.15	\$448,178.15	\$13,615.63	\$2,821.48
210000 Materiales de administración, emisiór	\$269,840.00	-\$18,787.77	\$251,052.23	\$250,531.93	\$520.30	\$250,531.93	\$0.00	\$250,531.93	\$250,531.93	\$0.00	\$520.30
211000 Materiales, útiles y equipos menores de	\$90,530.00	-\$438.55	\$90,091.45	\$89,922.47	\$168.98	\$89,922.47	\$0.00	\$89,922.47	\$89,922.47	\$0.00	\$168.98
211001 Material de Oficina	\$88,796.00	-\$438.55	\$88,357.45	\$88,188.47	\$168.98	\$88,188.47	\$0.00	\$88,188.47	\$88,188.47	\$0.00	\$168.98
211002 Gastos de Oficina	\$1,734.00	\$0.00	\$1,734.00	\$1,734.00	\$0.00	\$1,734.00	\$0.00	\$1,734.00	\$1,734.00	\$0.00	\$0.00
212000 Materiales y útiles de impresión y repro	\$109,004.00	\$1,883.44	\$110,887.44	\$110,682.88	\$204.56	\$110,682.88	\$0.00	\$110,682.88	\$110,682.88	\$0.00	\$204.56
212001 Materiales y Útiles de Impresión	\$109,004.00	\$1,883.44	\$110,887.44	\$110,682.88	\$204.56	\$110,682.88	\$0.00	\$110,682.88	\$110,682.88	\$0.00	\$204.56
214000 Materiales, útiles y equipos menores de	\$19,914.00	\$791.09	\$20,705.09	\$20,641.37	\$63.72	\$20,641.37	\$0.00	\$20,641.37	\$20,641.37	\$0.00	\$63.72
214001 Material para Bienes Informáticos	\$19,914.00	\$791.09	\$20,705.09	\$20,641.37	\$63.72	\$20,641.37	\$0.00	\$20,641.37	\$20,641.37	\$0.00	\$63.72
215000 Material impreso e información digital	\$42,630.00	-\$20,230.00	\$22,400.00	\$22,400.00	\$0.00	\$22,400.00	\$0.00	\$22,400.00	\$22,400.00	\$0.00	\$0.00
215001 Suscripciones a Publicaciones y Periód	\$42,630.00	-\$20,230.00	\$22,400.00	\$22,400.00	\$0.00	\$22,400.00	\$0.00	\$22,400.00	\$22,400.00	\$0.00	\$0.00
216000 Material de limpieza	\$1,408.00	-\$126.20	\$1,281.80	\$1,281.80	\$0.00	\$1,281.80	\$0.00	\$1,281.80	\$1,281.80	\$0.00	\$0.00
216001 Material de Limpieza	\$1,408.00	-\$126.20	\$1,281.80	\$1,281.80	\$0.00	\$1,281.80	\$0.00	\$1,281.80	\$1,281.80	\$0.00	\$0.00
217000 Materiales y útiles de enseñanza	\$6,354.00	-\$667.55	\$5,686.45	\$5,603.41	\$83.04	\$5,603.41	\$0.00	\$5,603.41	\$5,603.41	\$0.00	\$83.04
217001 Material Didáctico	\$6,354.00	-\$667.55	\$5,686.45	\$5,603.41	\$83.04	\$5,603.41	\$0.00	\$5,603.41	\$5,603.41	\$0.00	\$83.04



INSTITUTO TECNOLÓGICO SUPERIOR DE HUICHAPAN HIDALGO


Estado Analítico del Ejercicio del Presupuesto de Egresos por Proyecto/Proceso - Fuente Financiamiento Del 01/ene./2023 Al 30/sep./2023

rptEstadoAnalíticoPresupuestoEgresos_PY_FF_EX

Fecha y hora de Impresión 10/oct./2023 09:11 a. m.

Table with 13 columns: Ejercicio del Presupuesto, Egresos Aprobado, Ampliaciones / (Reducciones), Egresos Modificado, Egresos Comprometido, Presupuesto Disponible para Comprometer, Egresos Devengado, Comprometido No Devengado, Egresos Ejercido, Pagado, Cuentas por Pagar Deuda, Subejercicio. Rows include categories like Alimentos y utensilios, Materiales y artículos de construcción, Combustibles, lubricantes y aditivos, and Herramientas.

Handwritten signatures in blue ink at the bottom of the page.



**INSTITUTO TECNOLÓGICO SUPERIOR DE HUICHAPAN
HIDALGO**

Estado Analítico del Ejercicio del Presupuesto de Egresos por Proyecto/Proceso - Fuente Financiamiento Del 01/ene./2023 Al 30/sep./2023

Fecha y | 10/oct./2023

rptEstadoAnaliticoPresupuestoEgresos_PY_FF_EX

hora de Impresión | 09:11 a. m.

Ejercicio del Presupuesto		Egresos Aprobado	Ampliaciones / (Reducciones)	Egresos Modificado	Egresos Comprometido	Presupuesto Disponible para Comprometer	Egresos Devengado	Comprometido No Devengado	Egresos Ejercido	Pagado	Cuentas por Pagar Deuda	Subejercicio
294000	Refacciones y accesorios menores de	\$8,862.00	\$13,170.61	\$22,032.61	\$22,030.41	\$2.20	\$22,030.41	\$0.00	\$22,030.41	\$22,030.41	\$0.00	\$2.20
294001	Refacciones y accesorios menores de	\$8,862.00	\$13,170.61	\$22,032.61	\$22,030.41	\$2.20	\$22,030.41	\$0.00	\$22,030.41	\$22,030.41	\$0.00	\$2.20
300000	SERVICIOS GENERALES	\$656,380.00	-\$257,252.25	\$399,127.75	\$399,126.75	\$1.00	\$371,626.75	\$27,500.00	\$286,026.75	\$286,026.75	\$85,600.00	\$27,501.00
330000	Servicios profesionales, científicos, tr	\$0.00	\$47,421.84	\$47,421.84	\$47,421.84	\$0.00	\$19,921.84	\$27,500.00	\$19,921.84	\$19,921.84	\$0.00	\$27,500.00
331000	Servicios legales, de contabilidad, audi	\$0.00	\$19,921.84	\$19,921.84	\$19,921.84	\$0.00	\$19,921.84	\$0.00	\$19,921.84	\$19,921.84	\$0.00	\$0.00
331003	Servicios de Consultoría	\$0.00	\$19,921.84	\$19,921.84	\$19,921.84	\$0.00	\$19,921.84	\$0.00	\$19,921.84	\$19,921.84	\$0.00	\$0.00
339000	Servicios profesionales, científicos y té	\$0.00	\$27,500.00	\$27,500.00	\$27,500.00	\$0.00	\$0.00	\$27,500.00	\$0.00	\$0.00	\$0.00	\$27,500.00
339001	Estudios e Investigaciones	\$0.00	\$27,500.00	\$27,500.00	\$27,500.00	\$0.00	\$0.00	\$27,500.00	\$0.00	\$0.00	\$0.00	\$27,500.00
350000	Servicios de instalación, reparación, i	\$154,246.00	-\$45,272.00	\$108,974.00	\$108,974.00	\$0.00	\$108,974.00	\$0.00	\$23,374.00	\$23,374.00	\$85,600.00	\$0.00
352000	Instalación, reparación y mantenimient	\$85,600.00	\$0.00	\$85,600.00	\$85,600.00	\$0.00	\$85,600.00	\$0.00	\$0.00	\$0.00	\$85,600.00	\$0.00
352001	Mantenimiento de Mobiliario y Equipo c	\$85,600.00	\$0.00	\$85,600.00	\$85,600.00	\$0.00	\$85,600.00	\$0.00	\$0.00	\$0.00	\$85,600.00	\$0.00
354000	Instalación, reparación y mantenimient	\$68,646.00	-\$45,272.00	\$23,374.00	\$23,374.00	\$0.00	\$23,374.00	\$0.00	\$23,374.00	\$23,374.00	\$0.00	\$0.00
354001	Instalación, reparación y mantenimient	\$68,646.00	-\$45,272.00	\$23,374.00	\$23,374.00	\$0.00	\$23,374.00	\$0.00	\$23,374.00	\$23,374.00	\$0.00	\$0.00
360000	Servicios de comunicación social y pi	\$280,070.00	-\$177,590.52	\$102,479.48	\$102,479.48	\$0.00	\$102,479.48	\$0.00	\$102,479.48	\$102,479.48	\$0.00	\$0.00
361000	Difusión por radio, televisión y otros me	\$280,070.00	-\$177,590.52	\$102,479.48	\$102,479.48	\$0.00	\$102,479.48	\$0.00	\$102,479.48	\$102,479.48	\$0.00	\$0.00
361002	Impresiones y Publicaciones Oficiales	\$280,070.00	-\$177,590.52	\$102,479.48	\$102,479.48	\$0.00	\$102,479.48	\$0.00	\$102,479.48	\$102,479.48	\$0.00	\$0.00
370000	Servicios de traslado y viáticos	\$73,556.00	-\$19,568.57	\$53,987.43	\$53,986.43	\$1.00	\$53,986.43	\$0.00	\$53,986.43	\$53,986.43	\$0.00	\$1.00
372000	Pasajes terrestres	\$4,950.00	-\$164.00	\$4,786.00	\$4,786.00	\$0.00	\$4,786.00	\$0.00	\$4,786.00	\$4,786.00	\$0.00	\$0.00
372001	Pasajes terrestres	\$4,950.00	-\$164.00	\$4,786.00	\$4,786.00	\$0.00	\$4,786.00	\$0.00	\$4,786.00	\$4,786.00	\$0.00	\$0.00
375000	Viáticos en el país	\$68,606.00	-\$19,404.57	\$49,201.43	\$49,200.43	\$1.00	\$49,200.43	\$0.00	\$49,200.43	\$49,200.43	\$0.00	\$1.00
375001	Viáticos en el país	\$68,606.00	-\$19,404.57	\$49,201.43	\$49,200.43	\$1.00	\$49,200.43	\$0.00	\$49,200.43	\$49,200.43	\$0.00	\$1.00
380000	Servicios oficiales	\$142,700.00	-\$57,011.00	\$85,689.00	\$85,689.00	\$0.00	\$85,689.00	\$0.00	\$85,689.00	\$85,689.00	\$0.00	\$0.00
382000	Gastos de orden social y cultural	\$109,500.00	-\$30,712.00	\$78,788.00	\$78,788.00	\$0.00	\$78,788.00	\$0.00	\$78,788.00	\$78,788.00	\$0.00	\$0.00
382002	Eventos Culturales	\$109,500.00	-\$30,712.00	\$78,788.00	\$78,788.00	\$0.00	\$78,788.00	\$0.00	\$78,788.00	\$78,788.00	\$0.00	\$0.00
383000	Congresos y convenciones	\$33,200.00	-\$26,299.00	\$6,901.00	\$6,901.00	\$0.00	\$6,901.00	\$0.00	\$6,901.00	\$6,901.00	\$0.00	\$0.00
383001	Congresos, Convenciones	\$33,200.00	-\$26,299.00	\$6,901.00	\$6,901.00	\$0.00	\$6,901.00	\$0.00	\$6,901.00	\$6,901.00	\$0.00	\$0.00
390000	Otros servicios generales	\$5,808.00	-\$5,232.00	\$576.00	\$576.00	\$0.00	\$576.00	\$0.00	\$576.00	\$576.00	\$0.00	\$0.00
392000	Impuestos y derechos	\$5,808.00	-\$5,232.00	\$576.00	\$576.00	\$0.00	\$576.00	\$0.00	\$576.00	\$576.00	\$0.00	\$0.00
392006	Pago de derechos	\$5,808.00	-\$5,232.00	\$576.00	\$576.00	\$0.00	\$576.00	\$0.00	\$576.00	\$576.00	\$0.00	\$0.00
400000	TRANSFERENCIAS, ASIGNACIOI	\$330,496.00	\$0.00	\$330,496.00	\$330,461.01	\$34.99	\$310,741.76	\$19,719.25	\$310,741.76	\$310,741.76	\$0.00	\$19,754.24
440000	Ayudas sociales	\$330,496.00	\$0.00	\$330,496.00	\$330,461.01	\$34.99	\$310,741.76	\$19,719.25	\$310,741.76	\$310,741.76	\$0.00	\$19,754.24
442000	Becas y otras ayudas para programas	\$330,496.00	\$0.00	\$330,496.00	\$330,461.01	\$34.99	\$310,741.76	\$19,719.25	\$310,741.76	\$310,741.76	\$0.00	\$19,754.24
442001	Becas	\$330,496.00	\$0.00	\$330,496.00	\$330,461.01	\$34.99	\$310,741.76	\$19,719.25	\$310,741.76	\$310,741.76	\$0.00	\$19,754.24




**INSTITUTO TECNOLÓGICO SUPERIOR DE HUICHAPAN
HIDALGO**

Estado Analítico del Ejercicio del Presupuesto de Egresos por Proyecto/Proceso - Fuente Financiamiento Del 01/ene./2023 Al 30/sep./2023

kgp: supervisor
rptEstadoAnalíticoPresupuestoEgresos_PY_FF_EX

Fecha y 10/oct./2023
hora de Impresión 09:11 a. m.

Ejercicio del Presupuesto	Egresos Aprobado	Ampliaciones / (Reducciones)	Egresos Modificado	Egresos Comprometido	Presupuesto Disponible para Comprometer	Egresos Devengado	Comprometido No Devengado	Egresos Ejercido	Pagado	Cuentas por Pagar Deuda	Subejercicio
Ingresos Propios	\$1,501,288.00	-\$307,048.99	\$1,194,239.01	\$1,193,637.91	\$601.10	\$1,144,162.29	\$49,475.62	\$1,044,946.66	\$1,044,946.66	\$99,215.63	\$50,076.72
15 Recurso Federal											
200000 MATERIALES Y SUMINISTROS	\$125,267.00	-\$1,356.87	\$123,910.13	\$123,910.13	\$0.00	\$123,910.13	\$0.00	\$123,910.13	\$123,910.13	\$0.00	\$0.00
210000 Materiales de administración, emisior	\$48,620.00	-\$4,537.52	\$44,082.48	\$44,082.48	\$0.00	\$44,082.48	\$0.00	\$44,082.48	\$44,082.48	\$0.00	\$0.00
211000 Materiales, útiles y equipos menores de	\$39,755.00	-\$4,016.28	\$35,738.72	\$35,738.72	\$0.00	\$35,738.72	\$0.00	\$35,738.72	\$35,738.72	\$0.00	\$0.00
211001 Material de Oficina	\$39,755.00	-\$5,234.78	\$34,520.22	\$34,520.22	\$0.00	\$34,520.22	\$0.00	\$34,520.22	\$34,520.22	\$0.00	\$0.00
211002 Gastos de Oficina	\$0.00	\$1,218.50	\$1,218.50	\$1,218.50	\$0.00	\$1,218.50	\$0.00	\$1,218.50	\$1,218.50	\$0.00	\$0.00
212000 Materiales y útiles de impresión y repro	\$1,560.00	-\$384.04	\$1,175.96	\$1,175.96	\$0.00	\$1,175.96	\$0.00	\$1,175.96	\$1,175.96	\$0.00	\$0.00
212001 Materiales y Útiles de Impresión	\$1,560.00	-\$384.04	\$1,175.96	\$1,175.96	\$0.00	\$1,175.96	\$0.00	\$1,175.96	\$1,175.96	\$0.00	\$0.00
214000 Materiales, útiles y equipos menores de	\$7,305.00	-\$137.20	\$7,167.80	\$7,167.80	\$0.00	\$7,167.80	\$0.00	\$7,167.80	\$7,167.80	\$0.00	\$0.00
214001 Material para Bienes Informáticos	\$7,305.00	-\$137.20	\$7,167.80	\$7,167.80	\$0.00	\$7,167.80	\$0.00	\$7,167.80	\$7,167.80	\$0.00	\$0.00
240000 Materiales y artículos de construcció	\$10,508.00	-\$575.54	\$9,932.46	\$9,932.46	\$0.00	\$9,932.46	\$0.00	\$9,932.46	\$9,932.46	\$0.00	\$0.00
246000 Material eléctrico y electrónico	\$8,676.00	-\$509.36	\$8,166.64	\$8,166.64	\$0.00	\$8,166.64	\$0.00	\$8,166.64	\$8,166.64	\$0.00	\$0.00
246001 Material Eléctrico	\$8,676.00	-\$509.36	\$8,166.64	\$8,166.64	\$0.00	\$8,166.64	\$0.00	\$8,166.64	\$8,166.64	\$0.00	\$0.00
249000 Otros materiales y artículos de constru	\$1,832.00	-\$66.18	\$1,765.82	\$1,765.82	\$0.00	\$1,765.82	\$0.00	\$1,765.82	\$1,765.82	\$0.00	\$0.00
249001 Otros materiales y artículos de constru	\$1,832.00	-\$66.18	\$1,765.82	\$1,765.82	\$0.00	\$1,765.82	\$0.00	\$1,765.82	\$1,765.82	\$0.00	\$0.00
250000 Productos químicos, farmacéuticos y	\$10,046.00	-\$293.15	\$9,752.85	\$9,752.85	\$0.00	\$9,752.85	\$0.00	\$9,752.85	\$9,752.85	\$0.00	\$0.00
253000 Medicinas y productos farmacéuticos	\$7,938.00	-\$5.50	\$7,932.50	\$7,932.50	\$0.00	\$7,932.50	\$0.00	\$7,932.50	\$7,932.50	\$0.00	\$0.00
253001 Medicinas y Productos Farmacéuticos	\$7,938.00	-\$5.50	\$7,932.50	\$7,932.50	\$0.00	\$7,932.50	\$0.00	\$7,932.50	\$7,932.50	\$0.00	\$0.00
254000 Materiales, accesorios y suministros m	\$1,377.00	-\$75.24	\$1,301.76	\$1,301.76	\$0.00	\$1,301.76	\$0.00	\$1,301.76	\$1,301.76	\$0.00	\$0.00
254001 Materiales y Suministros Médicos	\$1,377.00	-\$75.24	\$1,301.76	\$1,301.76	\$0.00	\$1,301.76	\$0.00	\$1,301.76	\$1,301.76	\$0.00	\$0.00
255000 Materiales, accesorios y suministros de	\$731.00	-\$212.41	\$518.59	\$518.59	\$0.00	\$518.59	\$0.00	\$518.59	\$518.59	\$0.00	\$0.00
255001 Materiales y Suministros de Laboratoric	\$731.00	-\$212.41	\$518.59	\$518.59	\$0.00	\$518.59	\$0.00	\$518.59	\$518.59	\$0.00	\$0.00
260000 Combustibles, lubricantes y aditivos	\$38,892.00	-\$892.98	\$37,999.02	\$37,999.02	\$0.00	\$37,999.02	\$0.00	\$37,999.02	\$37,999.02	\$0.00	\$0.00
261000 Combustibles, lubricantes y aditivos	\$38,892.00	-\$892.98	\$37,999.02	\$37,999.02	\$0.00	\$37,999.02	\$0.00	\$37,999.02	\$37,999.02	\$0.00	\$0.00
261001 Combustibles y Lubricantes vehiculos y	\$38,892.00	-\$892.98	\$37,999.02	\$37,999.02	\$0.00	\$37,999.02	\$0.00	\$37,999.02	\$37,999.02	\$0.00	\$0.00
290000 Herramientas, refacciones y accesorio	\$17,201.00	\$4,942.32	\$22,143.32	\$22,143.32	\$0.00	\$22,143.32	\$0.00	\$22,143.32	\$22,143.32	\$0.00	\$0.00
291000 Herramientas menores	\$6,070.00	-\$370.88	\$5,699.12	\$5,699.12	\$0.00	\$5,699.12	\$0.00	\$5,699.12	\$5,699.12	\$0.00	\$0.00
291001 Herramientas Menores	\$6,070.00	-\$370.88	\$5,699.12	\$5,699.12	\$0.00	\$5,699.12	\$0.00	\$5,699.12	\$5,699.12	\$0.00	\$0.00
294000 Refacciones y accesorios menores de	\$7,184.00	-\$888.40	\$6,295.60	\$6,295.60	\$0.00	\$6,295.60	\$0.00	\$6,295.60	\$6,295.60	\$0.00	\$0.00
294001 Refacciones y accesorios menores de	\$7,184.00	-\$888.40	\$6,295.60	\$6,295.60	\$0.00	\$6,295.60	\$0.00	\$6,295.60	\$6,295.60	\$0.00	\$0.00
295000 Refacciones y accesorios menores de	\$1,230.00	-\$0.01	\$1,229.99	\$1,229.99	\$0.00	\$1,229.99	\$0.00	\$1,229.99	\$1,229.99	\$0.00	\$0.00



**INSTITUTO TECNOLÓGICO SUPERIOR DE HUICHAPAN
HIDALGO**

Estado Analítico del Ejercicio del Presupuesto de Egresos por Proyecto/Proceso - Fuente Financiamiento Del 01/ene./2023 Al 30/sep./2023

Fecha y 10/oct./2023


hora de Impresión 09:11 a. m.

Rep. supervisor
rptEstadoAnaliticoPresupuestoEgresos_PY_FF_EX

Ejercicio del Presupuesto		Egresos Aprobado	Ampliaciones / (Reducciones)	Egresos Modificado	Egresos Comprometido	Presupuesto Disponible para Comprometer	Egresos Devengado	Comprometido No Devengado	Egresos Ejercido	Pagado	Cuentas por Pagar Deuda	Subejercicio
295001	Refacciones y accesorios menores de	\$1,230.00	-\$0.01	\$1,229.99	\$1,229.99	\$0.00	\$1,229.99	\$0.00	\$1,229.99	\$1,229.99	\$0.00	\$0.00
299000	Refacciones y accesorios menores otrc	\$2,717.00	\$6,201.61	\$8,918.61	\$8,918.61	\$0.00	\$8,918.61	\$0.00	\$8,918.61	\$8,918.61	\$0.00	\$0.00
299001	Refacciones y accesorios menores otrc	\$2,717.00	\$6,201.61	\$8,918.61	\$8,918.61	\$0.00	\$8,918.61	\$0.00	\$8,918.61	\$8,918.61	\$0.00	\$0.00
300000	SERVICIOS GENERALES	\$45,048.00	-\$5,794.50	\$39,253.50	\$39,253.50	\$0.00	\$38,542.25	\$711.25	\$38,542.25	\$38,542.25	\$0.00	\$711.25
310000	Servicios básicos	\$17,376.00	-\$7,130.98	\$10,245.02	\$10,245.02	\$0.00	\$9,533.77	\$711.25	\$9,533.77	\$9,533.77	\$0.00	\$711.25
312001	Gas	\$17,376.00	-\$7,130.98	\$10,245.02	\$10,245.02	\$0.00	\$9,533.77	\$711.25	\$9,533.77	\$9,533.77	\$0.00	\$711.25
330000	Servicios profesionales, científicos, tr	\$3,263.00	-\$1,526.00	\$1,737.00	\$1,737.00	\$0.00	\$1,737.00	\$0.00	\$1,737.00	\$1,737.00	\$0.00	\$0.00
334000	Servicios de capacitación	\$3,263.00	-\$1,526.00	\$1,737.00	\$1,737.00	\$0.00	\$1,737.00	\$0.00	\$1,737.00	\$1,737.00	\$0.00	\$0.00
334001	Capacitación	\$3,263.00	-\$1,526.00	\$1,737.00	\$1,737.00	\$0.00	\$1,737.00	\$0.00	\$1,737.00	\$1,737.00	\$0.00	\$0.00
370000	Servicios de traslado y viáticos	\$4,409.00	\$2,862.48	\$7,271.48	\$7,271.48	\$0.00	\$7,271.48	\$0.00	\$7,271.48	\$7,271.48	\$0.00	\$0.00
375000	Viáticos en el país	\$4,409.00	\$2,862.48	\$7,271.48	\$7,271.48	\$0.00	\$7,271.48	\$0.00	\$7,271.48	\$7,271.48	\$0.00	\$0.00
375001	Viáticos en el país	\$4,409.00	\$2,862.48	\$7,271.48	\$7,271.48	\$0.00	\$7,271.48	\$0.00	\$7,271.48	\$7,271.48	\$0.00	\$0.00
380000	Servicios oficiales	\$20,000.00	\$0.00	\$20,000.00	\$20,000.00	\$0.00	\$20,000.00	\$0.00	\$20,000.00	\$20,000.00	\$0.00	\$0.00
383000	Congresos y convenciones	\$20,000.00	\$0.00	\$20,000.00	\$20,000.00	\$0.00	\$20,000.00	\$0.00	\$20,000.00	\$20,000.00	\$0.00	\$0.00
383001	Congresos, Convenciones	\$20,000.00	\$0.00	\$20,000.00	\$20,000.00	\$0.00	\$20,000.00	\$0.00	\$20,000.00	\$20,000.00	\$0.00	\$0.00
	Recurso Federal	\$170,315.00	-\$7,151.37	\$163,163.63	\$163,163.63	\$0.00	\$162,452.38	\$711.25	\$162,452.38	\$162,452.38	\$0.00	\$711.25
	ESTUDIANTES DE EDUCACIÓN SUPERIOR	\$1,841,918.00	-\$319,011.49	\$1,522,906.51	\$1,522,070.57	\$835.94	\$1,471,172.45	\$50,898.12	\$1,371,956.82	\$1,371,956.82	\$99,215.63	\$51,734.06

02 SERVICIOS DE EXTENSIÓN Y VINCULACIÓN DE EDUCACIÓN SUPERIOR OTORGADOS

11 Recurso Fiscal		Egresos Aprobado	Ampliaciones / (Reducciones)	Egresos Modificado	Egresos Comprometido	Presupuesto Disponible para Comprometer	Egresos Devengado	Comprometido No Devengado	Egresos Ejercido	Pagado	Cuentas por Pagar Deuda	Subejercicio
200000	MATERIALES Y SUMINISTROS	\$21,534.00	-\$4,865.42	\$16,668.58	\$16,620.39	\$48.19	\$16,620.39	\$0.00	\$16,620.39	\$16,620.39	\$0.00	\$48.19
210000	Materiales de administración, emisiór	\$3,502.00	-\$3,135.00	\$367.00	\$318.84	\$48.16	\$318.84	\$0.00	\$318.84	\$318.84	\$0.00	\$48.16
211000	Materiales, útiles y equipos menores de	\$3,502.00	-\$3,135.00	\$367.00	\$318.84	\$48.16	\$318.84	\$0.00	\$318.84	\$318.84	\$0.00	\$48.16
211001	Material de Oficina	\$3,502.00	-\$3,135.00	\$367.00	\$318.84	\$48.16	\$318.84	\$0.00	\$318.84	\$318.84	\$0.00	\$48.16
260000	Combustibles, lubricantes y aditivos	\$18,032.00	-\$1,730.42	\$16,301.58	\$16,301.55	\$0.03	\$16,301.55	\$0.00	\$16,301.55	\$16,301.55	\$0.00	\$0.03
261000	Combustibles, lubricantes y aditivos	\$18,032.00	-\$1,730.42	\$16,301.58	\$16,301.55	\$0.03	\$16,301.55	\$0.00	\$16,301.55	\$16,301.55	\$0.00	\$0.03
261001	Combustibles y Lubricantes vehículos y	\$18,032.00	-\$1,730.42	\$16,301.58	\$16,301.55	\$0.03	\$16,301.55	\$0.00	\$16,301.55	\$16,301.55	\$0.00	\$0.03
300000	SERVICIOS GENERALES	\$8,467.00	-\$1,250.00	\$7,217.00	\$7,172.50	\$44.50	\$7,172.50	\$0.00	\$7,172.50	\$7,172.50	\$0.00	\$44.50
320000	Servicios de arrendamiento	\$0.00	\$2,287.50	\$2,287.50	\$2,287.50	\$0.00	\$2,287.50	\$0.00	\$2,287.50	\$2,287.50	\$0.00	\$0.00
329000	Otros arrendamientos	\$0.00	\$2,287.50	\$2,287.50	\$2,287.50	\$0.00	\$2,287.50	\$0.00	\$2,287.50	\$2,287.50	\$0.00	\$0.00



INSTITUTO TECNOLÓGICO SUPERIOR DE HUICHAPAN HIDALGO

Estado Analítico del Ejercicio del Presupuesto de Egresos por Proyecto/Proceso - Fuente Financiamiento Del 01/ene./2023 Al 30/sep./2023

Fecha y 10/oct./2023


hora de Impresión 09:11 a. m.

supervisor
rptEstadoAnalíticoPresupuestoEgresos_PY_FF_EX

Ejercicio del Presupuesto	Egresos Aprobado	Ampliaciones / (Reducciones)	Egresos Modificado	Egresos Comprometido	Presupuesto Disponible para Comprometer	Egresos Devengado	Comprometido No Devengado	Egresos Ejercido	Pagado	Cuentas por Pagar Deuda	Subejercicio
329001 Otros arrendamientos	\$0.00	\$2,287.50	\$2,287.50	\$2,287.50	\$0.00	\$2,287.50	\$0.00	\$2,287.50	\$2,287.50	\$0.00	\$0.00
370000 Servicios de traslado y viáticos	\$8,467.00	-\$3,537.50	\$4,929.50	\$4,885.00	\$44.50	\$4,885.00	\$0.00	\$4,885.00	\$4,885.00	\$0.00	\$44.50
372000 Pasajes terrestres	\$1,350.00	-\$976.00	\$374.00	\$374.00	\$0.00	\$374.00	\$0.00	\$374.00	\$374.00	\$0.00	\$0.00
372001 Pasajes terrestres	\$1,350.00	-\$976.00	\$374.00	\$374.00	\$0.00	\$374.00	\$0.00	\$374.00	\$374.00	\$0.00	\$0.00
375000 Viáticos en el país	\$7,117.00	-\$2,561.50	\$4,555.50	\$4,511.00	\$44.50	\$4,511.00	\$0.00	\$4,511.00	\$4,511.00	\$0.00	\$44.50
375001 Viáticos en el país	\$7,117.00	-\$2,561.50	\$4,555.50	\$4,511.00	\$44.50	\$4,511.00	\$0.00	\$4,511.00	\$4,511.00	\$0.00	\$44.50
Recurso Fiscal	\$30,001.00	-\$6,115.42	\$23,885.58	\$23,792.89	\$92.69	\$23,792.89	\$0.00	\$23,792.89	\$23,792.89	\$0.00	\$92.69

14 Ingresos Propios

200000 MATERIALES Y SUMINISTROS	\$23,620.00	-\$1,727.68	\$21,892.32	\$21,815.04	\$77.28	\$21,815.04	\$0.00	\$21,815.04	\$21,815.04	\$0.00	\$77.28
210000 Materiales de administración, emisió	\$21,696.00	-\$1,727.68	\$19,968.32	\$19,891.04	\$77.28	\$19,891.04	\$0.00	\$19,891.04	\$19,891.04	\$0.00	\$77.28
211000 Materiales, útiles y equipos menores de	\$6,754.00	-\$282.34	\$6,471.66	\$6,394.38	\$77.28	\$6,394.38	\$0.00	\$6,394.38	\$6,394.38	\$0.00	\$77.28
211001 Material de Oficina	\$5,218.00	-\$282.34	\$4,935.66	\$4,879.94	\$55.72	\$4,879.94	\$0.00	\$4,879.94	\$4,879.94	\$0.00	\$55.72
211002 Gastos de Oficina	\$1,536.00	\$0.00	\$1,536.00	\$1,514.44	\$21.56	\$1,514.44	\$0.00	\$1,514.44	\$1,514.44	\$0.00	\$21.56
212000 Materiales y útiles de impresión y repro	\$8,308.00	\$282.34	\$8,590.34	\$8,590.34	\$0.00	\$8,590.34	\$0.00	\$8,590.34	\$8,590.34	\$0.00	\$0.00
212001 Materiales y Útiles de Impresión	\$8,308.00	\$282.34	\$8,590.34	\$8,590.34	\$0.00	\$8,590.34	\$0.00	\$8,590.34	\$8,590.34	\$0.00	\$0.00
214000 Materiales, útiles y equipos menores de	\$6,634.00	-\$1,727.68	\$4,906.32	\$4,906.32	\$0.00	\$4,906.32	\$0.00	\$4,906.32	\$4,906.32	\$0.00	\$0.00
214001 Material para Bienes Informáticos	\$6,634.00	-\$1,727.68	\$4,906.32	\$4,906.32	\$0.00	\$4,906.32	\$0.00	\$4,906.32	\$4,906.32	\$0.00	\$0.00
290000 Herramientas, refacciones y accesorio	\$1,924.00	\$0.00	\$1,924.00	\$1,924.00	\$0.00	\$1,924.00	\$0.00	\$1,924.00	\$1,924.00	\$0.00	\$0.00
294000 Refacciones y accesorios menores de	\$1,924.00	\$0.00	\$1,924.00	\$1,924.00	\$0.00	\$1,924.00	\$0.00	\$1,924.00	\$1,924.00	\$0.00	\$0.00
294001 Refacciones y accesorios menores de	\$1,924.00	\$0.00	\$1,924.00	\$1,924.00	\$0.00	\$1,924.00	\$0.00	\$1,924.00	\$1,924.00	\$0.00	\$0.00
300000 SERVICIOS GENERALES	\$118,290.00	-\$4,201.00	\$114,089.00	\$113,648.39	\$440.61	\$113,648.39	\$0.00	\$113,648.39	\$113,648.39	\$0.00	\$440.61
360000 Servicios de comunicación social y p	\$102,246.00	-\$2,538.00	\$99,708.00	\$99,334.40	\$373.60	\$99,334.40	\$0.00	\$99,334.40	\$99,334.40	\$0.00	\$373.60
361000 Difusión por radio, televisión y otros me	\$87,088.00	-\$3,992.64	\$83,095.36	\$82,726.96	\$368.40	\$82,726.96	\$0.00	\$82,726.96	\$82,726.96	\$0.00	\$368.40
361001 Difusión de programas y actividades g	\$81,088.00	-\$3,992.64	\$77,095.36	\$76,726.96	\$368.40	\$76,726.96	\$0.00	\$76,726.96	\$76,726.96	\$0.00	\$368.40
361002 Impresiones y Publicaciones Oficiales	\$6,000.00	\$0.00	\$6,000.00	\$6,000.00	\$0.00	\$6,000.00	\$0.00	\$6,000.00	\$6,000.00	\$0.00	\$0.00
362000 Difusión por radio, televisión y otros me	\$15,158.00	\$1,454.64	\$16,612.64	\$16,607.44	\$5.20	\$16,607.44	\$0.00	\$16,607.44	\$16,607.44	\$0.00	\$5.20
362001 Difusión por radio, televisión y otros me	\$15,158.00	\$1,454.64	\$16,612.64	\$16,607.44	\$5.20	\$16,607.44	\$0.00	\$16,607.44	\$16,607.44	\$0.00	\$5.20
370000 Servicios de traslado y viáticos	\$4,472.00	-\$1,200.54	\$3,271.46	\$3,204.45	\$67.01	\$3,204.45	\$0.00	\$3,204.45	\$3,204.45	\$0.00	\$67.01
375000 Viáticos en el país	\$4,472.00	-\$1,200.54	\$3,271.46	\$3,204.45	\$67.01	\$3,204.45	\$0.00	\$3,204.45	\$3,204.45	\$0.00	\$67.01
375001 Viáticos en el país	\$4,472.00	-\$1,200.54	\$3,271.46	\$3,204.45	\$67.01	\$3,204.45	\$0.00	\$3,204.45	\$3,204.45	\$0.00	\$67.01
390000 Otros servicios generales	\$11,572.00	-\$462.46	\$11,109.54	\$11,109.54	\$0.00	\$11,109.54	\$0.00	\$11,109.54	\$11,109.54	\$0.00	\$0.00
392000 Impuestos y derechos	\$11,572.00	-\$462.46	\$11,109.54	\$11,109.54	\$0.00	\$11,109.54	\$0.00	\$11,109.54	\$11,109.54	\$0.00	\$0.00



**INSTITUTO TECNOLÓGICO SUPERIOR DE HUICHAPAN
HIDALGO**

Estado Analítico del Ejercicio del Presupuesto de Egresos por Proyecto/Proceso - Fuente Financiamiento Del 01/ene./2023 Al 30/sep./2023


Fecha y 10/oct./2023
hora de Impresión 09:11 a. m.

HRP: supervisor
rptEstadoAnalíticoPresupuestoEgresos_PY_FF_EX

Ejercicio del Presupuesto		Egresos Aprobado	Ampliaciones / (Reducciones)	Egresos Modificado	Egresos Comprometido	Presupuesto Disponible para Comprometer	Egresos Devengado	Comprometido No Devengado	Egresos Ejercido	Pagado	Cuentas por Pagar Deuda	Subejercicio
392006	Pago de derechos	\$11,572.00	-\$462.46	\$11,109.54	\$11,109.54	\$0.00	\$11,109.54	\$0.00	\$11,109.54	\$11,109.54	\$0.00	\$0.00
Ingresos Propios		\$141,910.00	-\$5,928.68	\$135,981.32	\$135,463.43	\$517.89	\$135,463.43	\$0.00	\$135,463.43	\$135,463.43	\$0.00	\$517.89
15 Recurso Federal												
200000	MATERIALES Y SUMINISTROS	\$17,363.00	-\$574.27	\$16,788.73	\$16,788.73	\$0.00	\$16,788.73	\$0.00	\$16,788.73	\$16,788.73	\$0.00	\$0.00
210000	Materiales de administración, emisiór	\$367.00	\$484.85	\$851.85	\$851.85	\$0.00	\$851.85	\$0.00	\$851.85	\$851.85	\$0.00	\$0.00
211000	Materiales, útiles y equipos menores de	\$367.00	\$484.85	\$851.85	\$851.85	\$0.00	\$851.85	\$0.00	\$851.85	\$851.85	\$0.00	\$0.00
211001	Material de Oficina	\$367.00	-\$48.15	\$318.85	\$318.85	\$0.00	\$318.85	\$0.00	\$318.85	\$318.85	\$0.00	\$0.00
211002	Gastos de Oficina	\$0.00	\$533.00	\$533.00	\$533.00	\$0.00	\$533.00	\$0.00	\$533.00	\$533.00	\$0.00	\$0.00
240000	Materiales y artículos de construcción	\$0.00	\$160.00	\$160.00	\$160.00	\$0.00	\$160.00	\$0.00	\$160.00	\$160.00	\$0.00	\$0.00
243000	Cal, yeso y productos de yeso	\$0.00	\$160.00	\$160.00	\$160.00	\$0.00	\$160.00	\$0.00	\$160.00	\$160.00	\$0.00	\$0.00
243001	Cal, yeso y productos de yeso	\$0.00	\$160.00	\$160.00	\$160.00	\$0.00	\$160.00	\$0.00	\$160.00	\$160.00	\$0.00	\$0.00
260000	Combustibles, lubricantes y aditivos	\$16,996.00	-\$1,219.12	\$15,776.88	\$15,776.88	\$0.00	\$15,776.88	\$0.00	\$15,776.88	\$15,776.88	\$0.00	\$0.00
261000	Combustibles, lubricantes y aditivos	\$16,996.00	-\$1,219.12	\$15,776.88	\$15,776.88	\$0.00	\$15,776.88	\$0.00	\$15,776.88	\$15,776.88	\$0.00	\$0.00
261001	Combustibles y Lubricantes vehiculos)	\$16,996.00	-\$1,219.12	\$15,776.88	\$15,776.88	\$0.00	\$15,776.88	\$0.00	\$15,776.88	\$15,776.88	\$0.00	\$0.00
300000	SERVICIOS GENERALES	\$7,217.00	-\$129.50	\$7,087.50	\$7,087.50	\$0.00	\$7,087.50	\$0.00	\$7,087.50	\$7,087.50	\$0.00	\$0.00
370000	Servicios de traslado y viáticos	\$7,217.00	-\$129.50	\$7,087.50	\$7,087.50	\$0.00	\$7,087.50	\$0.00	\$7,087.50	\$7,087.50	\$0.00	\$0.00
372000	Pasajes terrestres	\$1,350.00	-\$776.00	\$574.00	\$574.00	\$0.00	\$574.00	\$0.00	\$574.00	\$574.00	\$0.00	\$0.00
372001	Pasajes terrestres	\$1,350.00	-\$776.00	\$574.00	\$574.00	\$0.00	\$574.00	\$0.00	\$574.00	\$574.00	\$0.00	\$0.00
375000	Viáticos en el país	\$5,867.00	\$646.50	\$6,513.50	\$6,513.50	\$0.00	\$6,513.50	\$0.00	\$6,513.50	\$6,513.50	\$0.00	\$0.00
375001	Viáticos en el país	\$5,867.00	\$646.50	\$6,513.50	\$6,513.50	\$0.00	\$6,513.50	\$0.00	\$6,513.50	\$6,513.50	\$0.00	\$0.00
Recurso Federal		\$24,580.00	-\$703.77	\$23,876.23	\$23,876.23	\$0.00	\$23,876.23	\$0.00	\$23,876.23	\$23,876.23	\$0.00	\$0.00
SERVICIOS DE EXTENSIÓN Y		\$196,491.00	-\$12,747.87	\$183,743.13	\$183,132.55	\$610.58	\$183,132.55	\$0.00	\$183,132.55	\$183,132.55	\$0.00	\$610.58

03 INVESTIGACIÓN CIENTÍFICA, TECNOLÓGICA Y EDUCATIVA REALIZADA

11 Recurso Fiscal												
200000	MATERIALES Y SUMINISTROS	\$4,480.00	\$0.00	\$4,480.00	\$4,333.00	\$147.00	\$4,333.00	\$0.00	\$4,333.00	\$4,333.00	\$0.00	\$147.00
260000	Combustibles, lubricantes y aditivos	\$4,480.00	\$0.00	\$4,480.00	\$4,333.00	\$147.00	\$4,333.00	\$0.00	\$4,333.00	\$4,333.00	\$0.00	\$147.00
261000	Combustibles, lubricantes y aditivos	\$4,480.00	\$0.00	\$4,480.00	\$4,333.00	\$147.00	\$4,333.00	\$0.00	\$4,333.00	\$4,333.00	\$0.00	\$147.00
261001	Combustibles y Lubricantes vehiculos)	\$4,480.00	\$0.00	\$4,480.00	\$4,333.00	\$147.00	\$4,333.00	\$0.00	\$4,333.00	\$4,333.00	\$0.00	\$147.00




**INSTITUTO TECNOLÓGICO SUPERIOR DE HUICHAPAN
HIDALGO**

Estado Analítico del Ejercicio del Presupuesto de Egresos por Proyecto/Proceso - Fuente Financiamiento Del 01/ene./2023 Al 30/sep./2023

Report supervisor
rptEstadoAnalíticoPresupuestoEgresos_PY_FF_EX

Fecha y 10/oct./2023
hora de Impresión 09:11 a. m.

Ejercicio del Presupuesto	Egresos Aprobado	Ampliaciones / (Reducciones)	Egresos Modificado	Egresos Comprometido	Presupuesto Disponible para Comprometer	Egresos Devengado	Comprometido No Devengado	Egresos Ejercido	Pagado	Cuentas por Pagar Deuda	Subejercicio
300000 SERVICIOS GENERALES	\$7,868.00	\$0.00	\$7,868.00	\$7,868.00	\$0.00	\$7,868.00	\$0.00	\$7,868.00	\$7,868.00	\$0.00	\$0.00
320000 Servicios de arrendamiento	\$0.00	\$1,739.50	\$1,739.50	\$1,739.50	\$0.00	\$1,739.50	\$0.00	\$1,739.50	\$1,739.50	\$0.00	\$0.00
329000 Otros arrendamientos	\$0.00	\$1,739.50	\$1,739.50	\$1,739.50	\$0.00	\$1,739.50	\$0.00	\$1,739.50	\$1,739.50	\$0.00	\$0.00
329001 Otros arrendamientos	\$0.00	\$1,739.50	\$1,739.50	\$1,739.50	\$0.00	\$1,739.50	\$0.00	\$1,739.50	\$1,739.50	\$0.00	\$0.00
370000 Servicios de traslado y viáticos	\$7,868.00	-\$1,739.50	\$6,128.50	\$6,128.50	\$0.00	\$6,128.50	\$0.00	\$6,128.50	\$6,128.50	\$0.00	\$0.00
375000 Viáticos en el país	\$7,868.00	-\$1,739.50	\$6,128.50	\$6,128.50	\$0.00	\$6,128.50	\$0.00	\$6,128.50	\$6,128.50	\$0.00	\$0.00
375001 Viáticos en el país	\$7,868.00	-\$1,739.50	\$6,128.50	\$6,128.50	\$0.00	\$6,128.50	\$0.00	\$6,128.50	\$6,128.50	\$0.00	\$0.00
Recurso Fiscal	\$12,348.00	\$0.00	\$12,348.00	\$12,201.00	\$147.00	\$12,201.00	\$0.00	\$12,201.00	\$12,201.00	\$0.00	\$147.00
14 Ingresos Propios											
200000 MATERIALES Y SUMINISTROS	\$47,154.00	-\$1,628.62	\$45,525.38	\$45,341.70	\$183.68	\$45,341.70	\$0.00	\$45,341.70	\$45,341.70	\$0.00	\$183.68
210000 Materiales de administración, emisior	\$42,390.00	-\$628.98	\$41,761.02	\$41,577.34	\$183.68	\$41,577.34	\$0.00	\$41,577.34	\$41,577.34	\$0.00	\$183.68
211000 Materiales, útiles y equipos menores de	\$28,218.00	\$0.00	\$28,218.00	\$28,196.32	\$21.68	\$28,196.32	\$0.00	\$28,196.32	\$28,196.32	\$0.00	\$21.68
211001 Material de Oficina	\$28,218.00	\$0.00	\$28,218.00	\$28,196.32	\$21.68	\$28,196.32	\$0.00	\$28,196.32	\$28,196.32	\$0.00	\$21.68
212000 Materiales y útiles de impresión y repro	\$10,774.00	\$0.00	\$10,774.00	\$10,612.00	\$162.00	\$10,612.00	\$0.00	\$10,612.00	\$10,612.00	\$0.00	\$162.00
212001 Materiales y Útiles de Impresión	\$10,774.00	\$0.00	\$10,774.00	\$10,612.00	\$162.00	\$10,612.00	\$0.00	\$10,612.00	\$10,612.00	\$0.00	\$162.00
214000 Materiales, útiles y equipos menores de	\$3,398.00	-\$628.98	\$2,769.02	\$2,769.02	\$0.00	\$2,769.02	\$0.00	\$2,769.02	\$2,769.02	\$0.00	\$0.00
214001 Material para Bienes Informáticos	\$3,398.00	-\$628.98	\$2,769.02	\$2,769.02	\$0.00	\$2,769.02	\$0.00	\$2,769.02	\$2,769.02	\$0.00	\$0.00
290000 Herramientas, refacciones y accesorio	\$4,764.00	-\$999.64	\$3,764.36	\$3,764.36	\$0.00	\$3,764.36	\$0.00	\$3,764.36	\$3,764.36	\$0.00	\$0.00
294000 Refacciones y accesorios menores de	\$4,764.00	-\$999.64	\$3,764.36	\$3,764.36	\$0.00	\$3,764.36	\$0.00	\$3,764.36	\$3,764.36	\$0.00	\$0.00
294001 Refacciones y accesorios menores de	\$4,764.00	-\$999.64	\$3,764.36	\$3,764.36	\$0.00	\$3,764.36	\$0.00	\$3,764.36	\$3,764.36	\$0.00	\$0.00
300000 SERVICIOS GENERALES	\$53,460.00	-\$16,140.00	\$37,320.00	\$37,110.76	\$209.24	\$37,110.76	\$0.00	\$37,110.76	\$37,110.76	\$0.00	\$209.24
360000 Servicios de comunicación social y pi	\$0.00	\$24,960.00	\$24,960.00	\$24,793.59	\$166.41	\$24,793.59	\$0.00	\$24,793.59	\$24,793.59	\$0.00	\$166.41
361000 Difusión por radio, televisión y otros me	\$0.00	\$24,960.00	\$24,960.00	\$24,793.59	\$166.41	\$24,793.59	\$0.00	\$24,793.59	\$24,793.59	\$0.00	\$166.41
361002 Impresiones y Publicaciones Oficiales	\$0.00	\$24,960.00	\$24,960.00	\$24,793.59	\$166.41	\$24,793.59	\$0.00	\$24,793.59	\$24,793.59	\$0.00	\$166.41
380000 Servicios oficiales	\$49,960.00	-\$41,100.00	\$8,860.00	\$8,860.00	\$0.00	\$8,860.00	\$0.00	\$8,860.00	\$8,860.00	\$0.00	\$0.00
383000 Congresos y convenciones	\$49,960.00	-\$41,100.00	\$8,860.00	\$8,860.00	\$0.00	\$8,860.00	\$0.00	\$8,860.00	\$8,860.00	\$0.00	\$0.00
383001 Congresos, Convenciones	\$49,960.00	-\$41,100.00	\$8,860.00	\$8,860.00	\$0.00	\$8,860.00	\$0.00	\$8,860.00	\$8,860.00	\$0.00	\$0.00
390000 Otros servicios generales	\$3,500.00	\$0.00	\$3,500.00	\$3,457.17	\$42.83	\$3,457.17	\$0.00	\$3,457.17	\$3,457.17	\$0.00	\$42.83
392000 Impuestos y derechos	\$3,500.00	\$0.00	\$3,500.00	\$3,457.17	\$42.83	\$3,457.17	\$0.00	\$3,457.17	\$3,457.17	\$0.00	\$42.83
392006 Pago de derechos	\$3,500.00	\$0.00	\$3,500.00	\$3,457.17	\$42.83	\$3,457.17	\$0.00	\$3,457.17	\$3,457.17	\$0.00	\$42.83
Ingresos Propios	\$100,614.00	-\$17,768.62	\$82,845.38	\$82,452.46	\$392.92	\$82,452.46	\$0.00	\$82,452.46	\$82,452.46	\$0.00	\$392.92



**INSTITUTO TECNOLÓGICO SUPERIOR DE HUICHAPAN
HIDALGO**

Estado Analítico del Ejercicio del Presupuesto de Egresos por Proyecto/Proceso - Fuente Financiamiento Del 01/ene./2023 Al 30/sep./2023

Fecha y 10/oct./2023

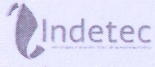
hora de Impresión 09:11 a. m.

supervisor
rptEstadoAnalíticoPresupuestoEgresos_PY_FF_EX

Ejercicio del Presupuesto	Egresos Aprobado	Ampliaciones / (Reducciones)	Egresos Modificado	Egresos Comprometido	Presupuesto Disponible para Comprometer	Egresos Devengado	Comprometido No Devengado	Egresos Ejercido	Pagado	Cuentas por Pagar Deuda	Subejercicio	
15	Recurso Federal											
200000	MATERIALES Y SUMINISTROS	\$4,480.00	-\$2,022.00	\$2,458.00	\$2,458.00	\$0.00	\$2,458.00	\$0.00	\$2,458.00	\$2,458.00	\$0.00	\$0.00
260000	Combustibles, lubricantes y aditivos	\$4,480.00	-\$2,022.00	\$2,458.00	\$2,458.00	\$0.00	\$2,458.00	\$0.00	\$2,458.00	\$2,458.00	\$0.00	\$0.00
261000	Combustibles, lubricantes y aditivos	\$4,480.00	-\$2,022.00	\$2,458.00	\$2,458.00	\$0.00	\$2,458.00	\$0.00	\$2,458.00	\$2,458.00	\$0.00	\$0.00
261001	Combustibles y Lubricantes vehiculos	\$4,480.00	-\$2,022.00	\$2,458.00	\$2,458.00	\$0.00	\$2,458.00	\$0.00	\$2,458.00	\$2,458.00	\$0.00	\$0.00
300000	SERVICIOS GENERALES	\$7,868.00	-\$1,619.34	\$6,248.66	\$6,248.66	\$0.00	\$6,248.66	\$0.00	\$6,248.66	\$6,248.66	\$0.00	\$0.00
370000	Servicios de traslado y viáticos	\$7,868.00	-\$1,619.34	\$6,248.66	\$6,248.66	\$0.00	\$6,248.66	\$0.00	\$6,248.66	\$6,248.66	\$0.00	\$0.00
375000	Viáticos en el país	\$7,868.00	-\$1,619.34	\$6,248.66	\$6,248.66	\$0.00	\$6,248.66	\$0.00	\$6,248.66	\$6,248.66	\$0.00	\$0.00
375001	Viáticos en el país	\$7,868.00	-\$1,619.34	\$6,248.66	\$6,248.66	\$0.00	\$6,248.66	\$0.00	\$6,248.66	\$6,248.66	\$0.00	\$0.00
	Recurso Federal	\$12,348.00	-\$3,641.34	\$8,706.66	\$8,706.66	\$0.00	\$8,706.66	\$0.00	\$8,706.66	\$8,706.66	\$0.00	\$0.00
	INVESTIGACIÓN CIENTÍFICA,	\$125,310.00	-\$21,409.96	\$103,900.04	\$103,360.12	\$539.92	\$103,360.12	\$0.00	\$103,360.12	\$103,360.12	\$0.00	\$539.92

04 INSTRUMENTOS DE PLANEACIÓN Y EVALUACIÓN ESTRATÉGICA IMPLEMENTADOS

11												
Recurso Fiscal												
200000	MATERIALES Y SUMINISTROS	\$115,446.00	-\$4,526.19	\$110,919.81	\$110,229.92	\$689.89	\$110,229.92	\$0.00	\$110,229.92	\$110,229.92	\$0.00	\$689.89
210000	Materiales de administración, emisió	\$68,263.00	-\$3,803.09	\$64,459.91	\$63,770.03	\$689.88	\$63,770.03	\$0.00	\$63,770.03	\$63,770.03	\$0.00	\$689.88
211000	Materiales, útiles y equipos menores de	\$15,538.00	-\$1,057.51	\$14,480.49	\$14,232.13	\$248.36	\$14,232.13	\$0.00	\$14,232.13	\$14,232.13	\$0.00	\$248.36
211001	Material de Oficina	\$15,538.00	-\$1,057.51	\$14,480.49	\$14,232.13	\$248.36	\$14,232.13	\$0.00	\$14,232.13	\$14,232.13	\$0.00	\$248.36
212000	Materiales y útiles de impresión y repro	\$26,767.00	-\$85.28	\$26,681.72	\$26,240.20	\$441.52	\$26,240.20	\$0.00	\$26,240.20	\$26,240.20	\$0.00	\$441.52
212001	Materiales y Útiles de Impresión	\$26,767.00	-\$85.28	\$26,681.72	\$26,240.20	\$441.52	\$26,240.20	\$0.00	\$26,240.20	\$26,240.20	\$0.00	\$441.52
214000	Materiales, útiles y equipos menores de	\$5,538.00	-\$2,544.94	\$2,993.06	\$2,993.06	\$0.00	\$2,993.06	\$0.00	\$2,993.06	\$2,993.06	\$0.00	\$0.00
214001	Material para Bienes Informáticos	\$5,538.00	-\$2,544.94	\$2,993.06	\$2,993.06	\$0.00	\$2,993.06	\$0.00	\$2,993.06	\$2,993.06	\$0.00	\$0.00
216000	Material de limpieza	\$20,420.00	-\$115.36	\$20,304.64	\$20,304.64	\$0.00	\$20,304.64	\$0.00	\$20,304.64	\$20,304.64	\$0.00	\$0.00
216001	Material de Limpieza	\$20,420.00	-\$115.36	\$20,304.64	\$20,304.64	\$0.00	\$20,304.64	\$0.00	\$20,304.64	\$20,304.64	\$0.00	\$0.00
240000	Materiales y artículos de construcción	\$2,463.00	-\$675.66	\$1,787.34	\$1,787.34	\$0.00	\$1,787.34	\$0.00	\$1,787.34	\$1,787.34	\$0.00	\$0.00
246000	Material eléctrico y electrónico	\$2,463.00	-\$675.66	\$1,787.34	\$1,787.34	\$0.00	\$1,787.34	\$0.00	\$1,787.34	\$1,787.34	\$0.00	\$0.00
246001	Material Eléctrico	\$2,463.00	-\$675.66	\$1,787.34	\$1,787.34	\$0.00	\$1,787.34	\$0.00	\$1,787.34	\$1,787.34	\$0.00	\$0.00
260000	Combustibles, lubricantes y aditivos	\$35,098.00	-\$2,224.58	\$32,873.42	\$32,873.42	\$0.00	\$32,873.42	\$0.00	\$32,873.42	\$32,873.42	\$0.00	\$0.00
261000	Combustibles, lubricantes y aditivos	\$35,098.00	-\$2,224.58	\$32,873.42	\$32,873.42	\$0.00	\$32,873.42	\$0.00	\$32,873.42	\$32,873.42	\$0.00	\$0.00



**INSTITUTO TECNOLÓGICO SUPERIOR DE HUICHAPAN
HIDALGO**

Estado Analítico del Ejercicio del Presupuesto de Egresos por Proyecto/Proceso - Fuente Financiamiento Del 01/ene./2023 Al 30/sep./2023


Nº supervisor
rptEstadoAnalíticoPresupuestoEgresos_PY_FF_EX

Fecha y hora de Impresión | 10/oct./2023
09:11 a. m.

Ejercicio del Presupuesto	Egresos Aprobado	Ampliaciones / (Reducciones)	Egresos Modificado	Egresos Comprometido	Presupuesto Disponible para Comprometer	Egresos Devengado	Comprometido No Devengado	Egresos Ejercido	Pagado	Cuentas por Pagar Deuda	Subejercicio
261001 Combustibles y Lubricantes vehiculos y	\$35,098.00	-\$2,224.58	\$32,873.42	\$32,873.42	\$0.00	\$32,873.42	\$0.00	\$32,873.42	\$32,873.42	\$0.00	\$0.00
290000 Herramientas, refacciones y accesorios	\$9,622.00	\$2,177.14	\$11,799.14	\$11,799.13	\$0.01	\$11,799.13	\$0.00	\$11,799.13	\$11,799.13	\$0.00	\$0.01
294000 Refacciones y accesorios menores de	\$9,622.00	\$2,177.14	\$11,799.14	\$11,799.13	\$0.01	\$11,799.13	\$0.00	\$11,799.13	\$11,799.13	\$0.00	\$0.01
294001 Refacciones y accesorios menores de	\$9,622.00	\$2,177.14	\$11,799.14	\$11,799.13	\$0.01	\$11,799.13	\$0.00	\$11,799.13	\$11,799.13	\$0.00	\$0.01
300000 SERVICIOS GENERALES	\$310,294.00	-\$3,567.00	\$306,727.00	\$306,461.00	\$266.00	\$306,461.00	\$0.00	\$306,461.00	\$306,461.00	\$0.00	\$266.00
320000 Servicios de arrendamiento	\$0.00	\$2,312.44	\$2,312.44	\$2,312.44	\$0.00	\$2,312.44	\$0.00	\$2,312.44	\$2,312.44	\$0.00	\$0.00
329000 Otros arrendamientos	\$0.00	\$2,312.44	\$2,312.44	\$2,312.44	\$0.00	\$2,312.44	\$0.00	\$2,312.44	\$2,312.44	\$0.00	\$0.00
329001 Otros arrendamientos	\$0.00	\$2,312.44	\$2,312.44	\$2,312.44	\$0.00	\$2,312.44	\$0.00	\$2,312.44	\$2,312.44	\$0.00	\$0.00
330000 Servicios profesionales, científicos, técnicos	\$297,898.00	-\$33,124.38	\$264,773.62	\$264,773.62	\$0.00	\$264,773.62	\$0.00	\$264,773.62	\$264,773.62	\$0.00	\$0.00
331000 Servicios legales, de contabilidad, auditoría	\$275,398.00	-\$32,374.38	\$243,023.62	\$243,023.62	\$0.00	\$243,023.62	\$0.00	\$243,023.62	\$243,023.62	\$0.00	\$0.00
331003 Servicios de Consultoría	\$275,398.00	-\$32,374.38	\$243,023.62	\$243,023.62	\$0.00	\$243,023.62	\$0.00	\$243,023.62	\$243,023.62	\$0.00	\$0.00
333000 Servicios de consultoría administrativa, de planeación	\$22,500.00	-\$750.00	\$21,750.00	\$21,750.00	\$0.00	\$21,750.00	\$0.00	\$21,750.00	\$21,750.00	\$0.00	\$0.00
333001 Servicios de informática	\$22,500.00	-\$750.00	\$21,750.00	\$21,750.00	\$0.00	\$21,750.00	\$0.00	\$21,750.00	\$21,750.00	\$0.00	\$0.00
370000 Servicios de traslado y viáticos	\$12,396.00	-\$3,836.50	\$8,559.50	\$8,293.50	\$266.00	\$8,293.50	\$0.00	\$8,293.50	\$8,293.50	\$0.00	\$266.00
372000 Pasajes terrestres	\$1,875.00	-\$1,003.00	\$872.00	\$642.00	\$230.00	\$642.00	\$0.00	\$642.00	\$642.00	\$0.00	\$230.00
372001 Pasajes terrestres	\$1,875.00	-\$1,003.00	\$872.00	\$642.00	\$230.00	\$642.00	\$0.00	\$642.00	\$642.00	\$0.00	\$230.00
375000 Viáticos en el país	\$10,521.00	-\$2,833.50	\$7,687.50	\$7,651.50	\$36.00	\$7,651.50	\$0.00	\$7,651.50	\$7,651.50	\$0.00	\$36.00
375001 Viáticos en el país	\$10,521.00	-\$2,833.50	\$7,687.50	\$7,651.50	\$36.00	\$7,651.50	\$0.00	\$7,651.50	\$7,651.50	\$0.00	\$36.00
390000 Otros servicios generales	\$0.00	\$31,081.44	\$31,081.44	\$31,081.44	\$0.00	\$31,081.44	\$0.00	\$31,081.44	\$31,081.44	\$0.00	\$0.00
392000 Impuestos y derechos	\$0.00	\$31,081.44	\$31,081.44	\$31,081.44	\$0.00	\$31,081.44	\$0.00	\$31,081.44	\$31,081.44	\$0.00	\$0.00
392006 Pago de derechos	\$0.00	\$31,081.44	\$31,081.44	\$31,081.44	\$0.00	\$31,081.44	\$0.00	\$31,081.44	\$31,081.44	\$0.00	\$0.00
Recurso Fiscal	\$425,740.00	-\$8,093.19	\$417,646.81	\$416,690.92	\$955.89	\$416,690.92	\$0.00	\$416,690.92	\$416,690.92	\$0.00	\$955.89

14 Ingresos Propios

200000 MATERIALES Y SUMINISTROS	\$115,620.00	-\$3,469.95	\$112,150.05	\$111,343.15	\$806.90	\$111,343.15	\$0.00	\$111,343.15	\$111,343.15	\$0.00	\$806.90
210000 Materiales de administración, emisión	\$64,234.00	\$1,924.20	\$66,158.20	\$65,493.25	\$664.95	\$65,493.25	\$0.00	\$65,493.25	\$65,493.25	\$0.00	\$664.95
211000 Materiales, útiles y equipos menores de	\$11,224.00	\$0.00	\$11,224.00	\$11,125.67	\$98.33	\$11,125.67	\$0.00	\$11,125.67	\$11,125.67	\$0.00	\$98.33
211001 Material de Oficina	\$5,224.00	\$0.00	\$5,224.00	\$5,211.20	\$12.80	\$5,211.20	\$0.00	\$5,211.20	\$5,211.20	\$0.00	\$12.80
211002 Gastos de Oficina	\$6,000.00	\$0.00	\$6,000.00	\$5,914.47	\$85.53	\$5,914.47	\$0.00	\$5,914.47	\$5,914.47	\$0.00	\$85.53
212000 Materiales y útiles de impresión y repro	\$46,384.00	\$1,924.20	\$48,308.20	\$48,039.80	\$268.40	\$48,039.80	\$0.00	\$48,039.80	\$48,039.80	\$0.00	\$268.40
212001 Materiales y Útiles de Impresión	\$46,384.00	\$1,924.20	\$48,308.20	\$48,039.80	\$268.40	\$48,039.80	\$0.00	\$48,039.80	\$48,039.80	\$0.00	\$268.40
214000 Materiales, útiles y equipos menores de	\$6,626.00	\$0.00	\$6,626.00	\$6,327.78	\$298.22	\$6,327.78	\$0.00	\$6,327.78	\$6,327.78	\$0.00	\$298.22
214001 Material para Bienes Informáticos	\$6,626.00	\$0.00	\$6,626.00	\$6,327.78	\$298.22	\$6,327.78	\$0.00	\$6,327.78	\$6,327.78	\$0.00	\$298.22



**INSTITUTO TECNOLÓGICO SUPERIOR DE HUICHAPAN
HIDALGO**

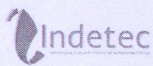
Estado Analítico del Ejercicio del Presupuesto de Egresos por Proyecto/Proceso - Fuente Financiamiento Del 01/ene./2023 Al 30/sep./2023

Fecha y 10/oct./2023

hora de Impresión 09:11 a. m.

rptEstadoAnalíticoPresupuestoEgresos_PY_FF_EX

Ejercicio del Presupuesto	Egresos Aprobado	Ampliaciones / (Reducciones)	Egresos Modificado	Egresos Comprometido	Presupuesto Disponible para Comprometer	Egresos Devengado	Comprometido No Devengado	Egresos Ejercido	Pagado	Cuentas por Pagar Deuda	Subejercicio	
240000	Materiales y artículos de construcción	\$11,982.00	-\$1,170.00	\$10,812.00	\$10,792.69	\$19.31	\$10,792.69	\$0.00	\$10,792.69	\$10,792.69	\$0.00	\$19.31
246000	Material eléctrico y electrónico	\$11,982.00	-\$1,170.00	\$10,812.00	\$10,792.69	\$19.31	\$10,792.69	\$0.00	\$10,792.69	\$10,792.69	\$0.00	\$19.31
246001	Material Eléctrico	\$11,982.00	-\$1,170.00	\$10,812.00	\$10,792.69	\$19.31	\$10,792.69	\$0.00	\$10,792.69	\$10,792.69	\$0.00	\$19.31
290000	Herramientas, refacciones y accesorios	\$39,404.00	-\$4,224.15	\$35,179.85	\$35,057.21	\$122.64	\$35,057.21	\$0.00	\$35,057.21	\$35,057.21	\$0.00	\$122.64
291000	Herramientas menores	\$9,404.00	-\$1,924.20	\$7,479.80	\$7,479.80	\$0.00	\$7,479.80	\$0.00	\$7,479.80	\$7,479.80	\$0.00	\$0.00
291001	Herramientas Menores	\$9,404.00	-\$1,924.20	\$7,479.80	\$7,479.80	\$0.00	\$7,479.80	\$0.00	\$7,479.80	\$7,479.80	\$0.00	\$0.00
294000	Refacciones y accesorios menores de	\$30,000.00	-\$2,299.95	\$27,700.05	\$27,577.41	\$122.64	\$27,577.41	\$0.00	\$27,577.41	\$27,577.41	\$0.00	\$122.64
294001	Refacciones y accesorios menores de	\$30,000.00	-\$2,299.95	\$27,700.05	\$27,577.41	\$122.64	\$27,577.41	\$0.00	\$27,577.41	\$27,577.41	\$0.00	\$122.64
300000	SERVICIOS GENERALES	\$268,346.00	-\$47,731.84	\$220,614.16	\$220,614.16	\$0.00	\$220,614.16	\$0.00	\$220,614.16	\$220,614.16	\$0.00	\$0.00
310000	Servicios básicos	\$64,000.00	-\$5,157.56	\$58,842.44	\$58,842.44	\$0.00	\$58,842.44	\$0.00	\$58,842.44	\$58,842.44	\$0.00	\$0.00
317000	Servicios de acceso de Internet, redes	\$64,000.00	-\$5,157.56	\$58,842.44	\$58,842.44	\$0.00	\$58,842.44	\$0.00	\$58,842.44	\$58,842.44	\$0.00	\$0.00
317001	Servicios de Conducción de Señales A	\$64,000.00	-\$5,157.56	\$58,842.44	\$58,842.44	\$0.00	\$58,842.44	\$0.00	\$58,842.44	\$58,842.44	\$0.00	\$0.00
360000	Servicios de comunicación social y p	\$80,736.00	-\$42,355.28	\$38,380.72	\$38,380.72	\$0.00	\$38,380.72	\$0.00	\$38,380.72	\$38,380.72	\$0.00	\$0.00
361000	Difusión por radio, televisión y otros me	\$80,736.00	-\$42,355.28	\$38,380.72	\$38,380.72	\$0.00	\$38,380.72	\$0.00	\$38,380.72	\$38,380.72	\$0.00	\$0.00
361002	Impresiones y Publicaciones Oficiales	\$80,736.00	-\$42,355.28	\$38,380.72	\$38,380.72	\$0.00	\$38,380.72	\$0.00	\$38,380.72	\$38,380.72	\$0.00	\$0.00
390000	Otros servicios generales	\$123,610.00	-\$219.00	\$123,391.00	\$123,391.00	\$0.00	\$123,391.00	\$0.00	\$123,391.00	\$123,391.00	\$0.00	\$0.00
392000	Impuestos y derechos	\$123,610.00	-\$219.00	\$123,391.00	\$123,391.00	\$0.00	\$123,391.00	\$0.00	\$123,391.00	\$123,391.00	\$0.00	\$0.00
392006	Pago de derechos	\$123,610.00	-\$219.00	\$123,391.00	\$123,391.00	\$0.00	\$123,391.00	\$0.00	\$123,391.00	\$123,391.00	\$0.00	\$0.00
Ingresos Propios	\$383,966.00	-\$51,201.79	\$332,764.21	\$331,957.31	\$806.90	\$331,957.31	\$0.00	\$331,957.31	\$331,957.31	\$0.00	\$806.90	
15 Recurso Federal												
200000	MATERIALES Y SUMINISTROS	\$106,505.00	-\$5,523.75	\$100,981.25	\$100,981.25	\$0.00	\$100,981.25	\$0.00	\$100,981.25	\$100,981.25	\$0.00	\$0.00
210000	Materiales de administración, emisió	\$66,420.00	\$2,973.16	\$69,393.16	\$69,393.16	\$0.00	\$69,393.16	\$0.00	\$69,393.16	\$69,393.16	\$0.00	\$0.00
211000	Materiales, útiles y equipos menores de	\$15,538.00	\$4,317.25	\$19,855.25	\$19,855.25	\$0.00	\$19,855.25	\$0.00	\$19,855.25	\$19,855.25	\$0.00	\$0.00
211001	Material de Oficina	\$15,538.00	-\$1,305.85	\$14,232.15	\$14,232.15	\$0.00	\$14,232.15	\$0.00	\$14,232.15	\$14,232.15	\$0.00	\$0.00
211002	Gastos de Oficina	\$0.00	\$5,623.10	\$5,623.10	\$5,623.10	\$0.00	\$5,623.10	\$0.00	\$5,623.10	\$5,623.10	\$0.00	\$0.00
212000	Materiales y útiles de impresión y repro	\$26,767.00	-\$526.80	\$26,240.20	\$26,240.20	\$0.00	\$26,240.20	\$0.00	\$26,240.20	\$26,240.20	\$0.00	\$0.00
212001	Materiales y Útiles de Impresión	\$26,767.00	-\$526.80	\$26,240.20	\$26,240.20	\$0.00	\$26,240.20	\$0.00	\$26,240.20	\$26,240.20	\$0.00	\$0.00
214000	Materiales, útiles y equipos menores de	\$3,695.00	-\$701.93	\$2,993.07	\$2,993.07	\$0.00	\$2,993.07	\$0.00	\$2,993.07	\$2,993.07	\$0.00	\$0.00
214001	Material para Bienes Informáticos	\$3,695.00	-\$701.93	\$2,993.07	\$2,993.07	\$0.00	\$2,993.07	\$0.00	\$2,993.07	\$2,993.07	\$0.00	\$0.00
216000	Material de limpieza	\$20,420.00	-\$115.36	\$20,304.64	\$20,304.64	\$0.00	\$20,304.64	\$0.00	\$20,304.64	\$20,304.64	\$0.00	\$0.00
216001	Material de Limpieza	\$20,420.00	-\$115.36	\$20,304.64	\$20,304.64	\$0.00	\$20,304.64	\$0.00	\$20,304.64	\$20,304.64	\$0.00	\$0.00
240000	Materiales y artículos de construcción	\$2,127.00	-\$339.66	\$1,787.34	\$1,787.34	\$0.00	\$1,787.34	\$0.00	\$1,787.34	\$1,787.34	\$0.00	\$0.00



**INSTITUTO TECNOLÓGICO SUPERIOR DE HUICHAPAN
HIDALGO**

Estado Analítico del Ejercicio del Presupuesto de Egresos por Proyecto/Proceso - Fuente Financiamiento Del 01/ene./2023 Al 30/sep./2023

Hsp_supervisor
rptEstadoAnaliticoPresupuestoEgresos_PY_FF_EX

Fecha y hora de Impresión | 10/oct./2023
09:11 a. m.


Ejercicio del Presupuesto		Egresos Aprobado	Ampliaciones / (Reducciones)	Egresos Modificado	Egresos Comprometido	Presupuesto Disponible para Comprometer	Egresos Devengado	Comprometido No Devengado	Egresos Ejercido	Pagado	Cuentas por Pagar Deuda	Subejercicio
246000	Material eléctrico y electrónico	\$2,127.00	-\$339.66	\$1,787.34	\$1,787.34	\$0.00	\$1,787.34	\$0.00	\$1,787.34	\$1,787.34	\$0.00	\$0.00
246001	Material Eléctrico	\$2,127.00	-\$339.66	\$1,787.34	\$1,787.34	\$0.00	\$1,787.34	\$0.00	\$1,787.34	\$1,787.34	\$0.00	\$0.00
260000	Combustibles, lubricantes y aditivos	\$28,336.00	-\$8,030.23	\$20,305.77	\$20,305.77	\$0.00	\$20,305.77	\$0.00	\$20,305.77	\$20,305.77	\$0.00	\$0.00
261000	Combustibles, lubricantes y aditivos	\$28,336.00	-\$8,030.23	\$20,305.77	\$20,305.77	\$0.00	\$20,305.77	\$0.00	\$20,305.77	\$20,305.77	\$0.00	\$0.00
261001	Combustibles y Lubricantes vehiculos y	\$28,336.00	-\$8,030.23	\$20,305.77	\$20,305.77	\$0.00	\$20,305.77	\$0.00	\$20,305.77	\$20,305.77	\$0.00	\$0.00
290000	Herramientas, refacciones y accesorios	\$9,622.00	-\$127.02	\$9,494.98	\$9,494.98	\$0.00	\$9,494.98	\$0.00	\$9,494.98	\$9,494.98	\$0.00	\$0.00
294000	Refacciones y accesorios menores de	\$9,622.00	-\$127.02	\$9,494.98	\$9,494.98	\$0.00	\$9,494.98	\$0.00	\$9,494.98	\$9,494.98	\$0.00	\$0.00
294001	Refacciones y accesorios menores de	\$9,622.00	-\$127.02	\$9,494.98	\$9,494.98	\$0.00	\$9,494.98	\$0.00	\$9,494.98	\$9,494.98	\$0.00	\$0.00
300000	SERVICIOS GENERALES	\$304,581.00	-\$9,817.90	\$294,763.10	\$294,763.10	\$0.00	\$294,763.10	\$0.00	\$294,763.10	\$294,763.10	\$0.00	\$0.00
330000	Servicios profesionales, científicos, t	\$293,838.00	-\$32,270.05	\$261,567.95	\$261,567.95	\$0.00	\$261,567.95	\$0.00	\$261,567.95	\$261,567.95	\$0.00	\$0.00
331000	Servicios legales, de contabilidad, audi	\$271,988.00	-\$32,170.05	\$239,817.95	\$239,817.95	\$0.00	\$239,817.95	\$0.00	\$239,817.95	\$239,817.95	\$0.00	\$0.00
331003	Servicios de Consultoria	\$271,988.00	-\$32,170.05	\$239,817.95	\$239,817.95	\$0.00	\$239,817.95	\$0.00	\$239,817.95	\$239,817.95	\$0.00	\$0.00
333000	Servicios de consultoria administrativa,	\$21,850.00	-\$100.00	\$21,750.00	\$21,750.00	\$0.00	\$21,750.00	\$0.00	\$21,750.00	\$21,750.00	\$0.00	\$0.00
333001	Servicios de informática	\$21,850.00	-\$100.00	\$21,750.00	\$21,750.00	\$0.00	\$21,750.00	\$0.00	\$21,750.00	\$21,750.00	\$0.00	\$0.00
370000	Servicios de traslado y viáticos	\$10,743.00	\$22,452.15	\$33,195.15	\$33,195.15	\$0.00	\$33,195.15	\$0.00	\$33,195.15	\$33,195.15	\$0.00	\$0.00
371000	Pasajes aéreos	\$0.00	\$5,598.00	\$5,598.00	\$5,598.00	\$0.00	\$5,598.00	\$0.00	\$5,598.00	\$5,598.00	\$0.00	\$0.00
371001	Pasajes aéreos	\$0.00	\$5,598.00	\$5,598.00	\$5,598.00	\$0.00	\$5,598.00	\$0.00	\$5,598.00	\$5,598.00	\$0.00	\$0.00
372000	Pasajes terrestres	\$1,725.00	-\$801.00	\$924.00	\$924.00	\$0.00	\$924.00	\$0.00	\$924.00	\$924.00	\$0.00	\$0.00
372001	Pasajes terrestres	\$1,725.00	-\$801.00	\$924.00	\$924.00	\$0.00	\$924.00	\$0.00	\$924.00	\$924.00	\$0.00	\$0.00
375000	Viáticos en el país	\$9,018.00	\$17,655.15	\$26,673.15	\$26,673.15	\$0.00	\$26,673.15	\$0.00	\$26,673.15	\$26,673.15	\$0.00	\$0.00
375001	Viáticos en el país	\$9,018.00	\$17,655.15	\$26,673.15	\$26,673.15	\$0.00	\$26,673.15	\$0.00	\$26,673.15	\$26,673.15	\$0.00	\$0.00
Recurso Federal		\$411,086.00	-\$15,341.65	\$395,744.35	\$395,744.35	\$0.00	\$395,744.35	\$0.00	\$395,744.35	\$395,744.35	\$0.00	\$0.00
INSTRUMENTOS DE PLANEAC		\$1,220,792.00	-\$74,636.63	\$1,146,155.37	\$1,144,392.58	\$1,762.79	\$1,144,392.58	\$0.00	\$1,144,392.58	\$1,144,392.58	\$0.00	\$1,762.79

05

PROGRAMA DE GESTIÓN ADMINISTRATIVA DE LAS INSTITUCIONES DE EDUCACIÓN SUPERIOR EJECUTADO

11 Recurso Fiscal

100000	SERVICIOS PERSONALES	\$21,516,897.00	-\$117,920.00	\$21,398,977.00	\$21,398,977.00	\$0.00	\$19,954,493.22	\$1,444,483.78	\$18,458,411.47	\$18,458,411.47	\$1,496,081.75	\$1,444,483.78
110000	Remuneraciones al personal de carác	\$12,708,511.00	\$571,730.00	\$13,280,241.00	\$13,280,241.00	\$0.00	\$12,349,435.90	\$930,805.10	\$12,349,435.90	\$12,349,435.90	\$0.00	\$930,805.10
113000	Sueldos base al personal permanente	\$12,708,511.00	\$571,730.00	\$13,280,241.00	\$13,280,241.00	\$0.00	\$12,349,435.90	\$930,805.10	\$12,349,435.90	\$12,349,435.90	\$0.00	\$930,805.10
113001	Sueldos	\$12,708,511.00	\$571,730.00	\$13,280,241.00	\$13,280,241.00	\$0.00	\$12,349,435.90	\$930,805.10	\$12,349,435.90	\$12,349,435.90	\$0.00	\$930,805.10



**INSTITUTO TECNOLÓGICO SUPERIOR DE HUICHAPAN
HIDALGO**


Estado Analítico del Ejercicio del Presupuesto de Egresos por Proyecto/Proceso - Fuente Financiamiento Del 01/ene./2023 Al 30/sep./2023

Fecha y 10/oct./2023

rptEstadoAnalíticoPresupuestoEgresos_PY_FF_EX

hora de Impresión 09:11 a. m.

Ejercicio del Presupuesto	Egresos Aprobado	Ampliaciones / (Reducciones)	Egresos Modificado	Egresos Comprometido	Presupuesto Disponible para Comprometer	Egresos Devengado	Comprometido No Devengado	Egresos Ejercido	Pagado	Cuentas por Pagar Deuda	Subejercicio
130000 Remuneraciones adicionales y especi	\$3,907,343.00	-\$279,195.00	\$3,628,148.00	\$3,628,148.00	\$0.00	\$3,546,616.68	\$81,531.32	\$2,257,167.90	\$2,257,167.90	\$1,289,448.78	\$81,531.32
131000 Primas por años de servicios efectivos	\$1,400,000.00	\$40,087.00	\$1,440,087.00	\$1,440,087.00	\$0.00	\$1,420,503.01	\$19,583.99	\$1,420,503.01	\$1,420,503.01	\$0.00	\$19,583.99
131003 Prima de Antigüedad	\$1,400,000.00	\$40,087.00	\$1,440,087.00	\$1,440,087.00	\$0.00	\$1,420,503.01	\$19,583.99	\$1,420,503.01	\$1,420,503.01	\$0.00	\$19,583.99
132000 Primas de vacaciones, dominical y grat	\$2,228,343.00	-\$309,597.00	\$1,918,746.00	\$1,918,746.00	\$0.00	\$1,874,077.76	\$44,668.24	\$584,628.98	\$584,628.98	\$1,289,448.78	\$44,668.24
132001 Prima de Vacaciones y Dominical	\$835,628.00	\$383.00	\$836,011.00	\$836,011.00	\$0.00	\$791,342.76	\$44,668.24	\$533,462.57	\$533,462.57	\$257,880.19	\$44,668.24
132002 Gratificación Anual	\$1,392,715.00	-\$309,980.00	\$1,082,735.00	\$1,082,735.00	\$0.00	\$1,082,735.00	\$0.00	\$51,166.41	\$51,166.41	\$1,031,568.59	\$0.00
134000 Compensaciones	\$279,000.00	-\$9,685.00	\$269,315.00	\$269,315.00	\$0.00	\$252,035.91	\$17,279.09	\$252,035.91	\$252,035.91	\$0.00	\$17,279.09
134009 Compensación por Adquisición de Matr	\$279,000.00	-\$9,685.00	\$269,315.00	\$269,315.00	\$0.00	\$252,035.91	\$17,279.09	\$252,035.91	\$252,035.91	\$0.00	\$17,279.09
140000 Seguridad Social	\$2,880,899.00	-\$142,830.00	\$2,738,069.00	\$2,738,069.00	\$0.00	\$2,450,540.31	\$287,528.69	\$2,243,907.34	\$2,243,907.34	\$206,632.97	\$287,528.69
141000 Aportaciones de seguridad social	\$1,991,306.00	-\$182,852.00	\$1,808,454.00	\$1,808,454.00	\$0.00	\$1,599,024.73	\$209,429.27	\$1,487,766.71	\$1,487,766.71	\$111,258.02	\$209,429.27
141001 Aportaciones al ISSSTE	\$1,587,812.00	-\$201,008.00	\$1,386,804.00	\$1,386,804.00	\$0.00	\$1,212,801.57	\$174,002.43	\$1,144,802.90	\$1,144,802.90	\$67,998.67	\$174,002.43
141004 Aportaciones al Seguro de Cesantía er	\$403,494.00	\$18,156.00	\$421,650.00	\$421,650.00	\$0.00	\$386,223.16	\$35,426.84	\$342,963.81	\$342,963.81	\$43,259.35	\$35,426.84
142000 Aportaciones a fondos de vivienda	\$635,424.00	\$28,586.00	\$664,010.00	\$664,010.00	\$0.00	\$608,225.45	\$55,784.55	\$540,100.48	\$540,100.48	\$68,124.97	\$55,784.55
142001 Aportaciones a FOVISSSTE	\$635,424.00	\$28,586.00	\$664,010.00	\$664,010.00	\$0.00	\$608,225.45	\$55,784.55	\$540,100.48	\$540,100.48	\$68,124.97	\$55,784.55
143000 Aportaciones al sistema para el retiro	\$254,169.00	\$11,436.00	\$265,605.00	\$265,605.00	\$0.00	\$243,290.13	\$22,314.87	\$216,040.15	\$216,040.15	\$27,249.98	\$22,314.87
143001 Aportaciones al S.A.R.	\$254,169.00	\$11,436.00	\$265,605.00	\$265,605.00	\$0.00	\$243,290.13	\$22,314.87	\$216,040.15	\$216,040.15	\$27,249.98	\$22,314.87
150000 Otras prestaciones sociales y econón	\$1,220,144.00	-\$11,692.00	\$1,208,452.00	\$1,208,452.00	\$0.00	\$1,070,992.73	\$137,459.27	\$1,070,992.73	\$1,070,992.73	\$0.00	\$137,459.27
154000 Prestaciones contractuales	\$987,147.00	-\$22,532.00	\$964,615.00	\$964,615.00	\$0.00	\$902,413.41	\$62,201.59	\$902,413.41	\$902,413.41	\$0.00	\$62,201.59
154001 Prestaciones establecidas por condicio	\$987,147.00	-\$22,532.00	\$964,615.00	\$964,615.00	\$0.00	\$902,413.41	\$62,201.59	\$902,413.41	\$902,413.41	\$0.00	\$62,201.59
159000 Otras prestaciones sociales y económic	\$232,997.00	\$10,840.00	\$243,837.00	\$243,837.00	\$0.00	\$168,579.32	\$75,257.68	\$168,579.32	\$168,579.32	\$0.00	\$75,257.68
159002 Otras Prestaciones	\$232,997.00	\$10,840.00	\$243,837.00	\$243,837.00	\$0.00	\$168,579.32	\$75,257.68	\$168,579.32	\$168,579.32	\$0.00	\$75,257.68
170000 Pago de estímulos a servidores públi	\$800,000.00	-\$255,933.00	\$544,067.00	\$544,067.00	\$0.00	\$536,907.60	\$7,159.40	\$536,907.60	\$536,907.60	\$0.00	\$7,159.40
171000 Estímulos	\$800,000.00	-\$255,933.00	\$544,067.00	\$544,067.00	\$0.00	\$536,907.60	\$7,159.40	\$536,907.60	\$536,907.60	\$0.00	\$7,159.40
171001 Estímulos	\$800,000.00	-\$255,933.00	\$544,067.00	\$544,067.00	\$0.00	\$536,907.60	\$7,159.40	\$536,907.60	\$536,907.60	\$0.00	\$7,159.40
200000 MATERIALES Y SUMINISTROS	\$188,874.00	-\$1,859.47	\$187,014.53	\$186,233.15	\$781.38	\$186,233.15	\$0.00	\$186,233.15	\$186,233.15	\$0.00	\$781.38
210000 Materiales de administración, emisió	\$52,312.00	-\$3,983.09	\$48,328.91	\$47,732.66	\$596.25	\$47,732.66	\$0.00	\$47,732.66	\$47,732.66	\$0.00	\$596.25
211000 Materiales, útiles y equipos menores de	\$10,861.00	-\$913.25	\$9,947.75	\$9,372.26	\$575.49	\$9,372.26	\$0.00	\$9,372.26	\$9,372.26	\$0.00	\$575.49
211001 Material de Oficina	\$10,861.00	-\$913.25	\$9,947.75	\$9,372.26	\$575.49	\$9,372.26	\$0.00	\$9,372.26	\$9,372.26	\$0.00	\$575.49
212000 Materiales y útiles de impresión y repro	\$9,428.00	\$0.00	\$9,428.00	\$9,428.00	\$0.00	\$9,428.00	\$0.00	\$9,428.00	\$9,428.00	\$0.00	\$0.00
212001 Materiales y Útiles de Impresión	\$9,428.00	\$0.00	\$9,428.00	\$9,428.00	\$0.00	\$9,428.00	\$0.00	\$9,428.00	\$9,428.00	\$0.00	\$0.00
214000 Materiales, útiles y equipos menores de	\$1,767.00	-\$583.68	\$1,183.32	\$1,183.32	\$0.00	\$1,183.32	\$0.00	\$1,183.32	\$1,183.32	\$0.00	\$0.00
214001 Material para Bienes Informáticos	\$1,767.00	-\$583.68	\$1,183.32	\$1,183.32	\$0.00	\$1,183.32	\$0.00	\$1,183.32	\$1,183.32	\$0.00	\$0.00
216000 Material de limpieza	\$30,256.00	-\$2,486.16	\$27,769.84	\$27,749.08	\$20.76	\$27,749.08	\$0.00	\$27,749.08	\$27,749.08	\$0.00	\$20.76




INSTITUTO TECNOLÓGICO SUPERIOR DE HUICHAPAN HIDALGO

Estado Analítico del Ejercicio del Presupuesto de Egresos por Proyecto/Proceso - Fuente Financiamiento Del 01/ene./2023 Al 30/sep./2023

rptEstadoAnaliticoPresupuestoEgresos_PY_FF_EX

Fecha y hora de Impresión | 10/oct./2023
09:11 a. m.

Ejercicio del Presupuesto		Egresos Aprobado	Ampliaciones / (Reducciones)	Egresos Modificado	Egresos Comprometido	Presupuesto Disponible para Comprometer	Egresos Devengado	Comprometido No Devengado	Egresos Ejercido	Pagado	Cuentas por Pagar Deuda	Subejercicio
216001	Material de Limpieza	\$30,256.00	-\$2,486.16	\$27,769.84	\$27,749.08	\$20.76	\$27,749.08	\$0.00	\$27,749.08	\$27,749.08	\$0.00	\$20.76
240000	Materiales y artículos de construcción	\$38,030.00	\$2,954.54	\$40,984.54	\$40,902.50	\$82.04	\$40,902.50	\$0.00	\$40,902.50	\$40,902.50	\$0.00	\$82.04
242000	Cemento y productos de concreto	\$3,250.00	\$0.00	\$3,250.00	\$3,167.96	\$82.04	\$3,167.96	\$0.00	\$3,167.96	\$3,167.96	\$0.00	\$82.04
242001	Cemento y productos de concreto	\$3,250.00	\$0.00	\$3,250.00	\$3,167.96	\$82.04	\$3,167.96	\$0.00	\$3,167.96	\$3,167.96	\$0.00	\$82.04
246000	Material eléctrico y electrónico	\$4,512.00	\$6,692.02	\$11,204.02	\$11,204.02	\$0.00	\$11,204.02	\$0.00	\$11,204.02	\$11,204.02	\$0.00	\$0.00
246001	Material Eléctrico	\$4,512.00	\$6,692.02	\$11,204.02	\$11,204.02	\$0.00	\$11,204.02	\$0.00	\$11,204.02	\$11,204.02	\$0.00	\$0.00
247000	Artículos metálicos para la construcción	\$1,851.00	-\$1,088.88	\$762.12	\$762.12	\$0.00	\$762.12	\$0.00	\$762.12	\$762.12	\$0.00	\$0.00
247001	Artículos metálicos para la construcción	\$1,851.00	-\$1,088.88	\$762.12	\$762.12	\$0.00	\$762.12	\$0.00	\$762.12	\$762.12	\$0.00	\$0.00
249000	Otros materiales y artículos de construcción	\$28,417.00	-\$2,648.60	\$25,768.40	\$25,768.40	\$0.00	\$25,768.40	\$0.00	\$25,768.40	\$25,768.40	\$0.00	\$0.00
249001	Otros materiales y artículos de construcción	\$28,417.00	-\$2,648.60	\$25,768.40	\$25,768.40	\$0.00	\$25,768.40	\$0.00	\$25,768.40	\$25,768.40	\$0.00	\$0.00
250000	Productos químicos, farmacéuticos y	\$3,215.00	-\$1,591.58	\$1,623.42	\$1,623.42	\$0.00	\$1,623.42	\$0.00	\$1,623.42	\$1,623.42	\$0.00	\$0.00
251000	Productos químicos básicos	\$3,215.00	-\$1,591.58	\$1,623.42	\$1,623.42	\$0.00	\$1,623.42	\$0.00	\$1,623.42	\$1,623.42	\$0.00	\$0.00
251001	Sustancias Químicas	\$3,215.00	-\$1,591.58	\$1,623.42	\$1,623.42	\$0.00	\$1,623.42	\$0.00	\$1,623.42	\$1,623.42	\$0.00	\$0.00
260000	Combustibles, lubricantes y aditivos	\$73,610.00	\$0.00	\$73,610.00	\$73,610.00	\$0.00	\$73,610.00	\$0.00	\$73,610.00	\$73,610.00	\$0.00	\$0.00
261000	Combustibles, lubricantes y aditivos	\$73,610.00	\$0.00	\$73,610.00	\$73,610.00	\$0.00	\$73,610.00	\$0.00	\$73,610.00	\$73,610.00	\$0.00	\$0.00
261001	Combustibles y Lubricantes vehículos y	\$73,610.00	\$0.00	\$73,610.00	\$73,610.00	\$0.00	\$73,610.00	\$0.00	\$73,610.00	\$73,610.00	\$0.00	\$0.00
270000	Vestuario, blancos, prendas de protección	\$2,016.00	-\$397.20	\$1,618.80	\$1,618.80	\$0.00	\$1,618.80	\$0.00	\$1,618.80	\$1,618.80	\$0.00	\$0.00
272000	Prendas de seguridad y protección personal	\$2,016.00	-\$397.20	\$1,618.80	\$1,618.80	\$0.00	\$1,618.80	\$0.00	\$1,618.80	\$1,618.80	\$0.00	\$0.00
272001	Prendas de Protección	\$2,016.00	-\$397.20	\$1,618.80	\$1,618.80	\$0.00	\$1,618.80	\$0.00	\$1,618.80	\$1,618.80	\$0.00	\$0.00
290000	Herramientas, refacciones y accesorios	\$19,691.00	\$1,157.86	\$20,848.86	\$20,745.77	\$103.09	\$20,745.77	\$0.00	\$20,745.77	\$20,745.77	\$0.00	\$103.09
291000	Herramientas menores	\$8,978.00	\$397.20	\$9,375.20	\$9,375.17	\$0.03	\$9,375.17	\$0.00	\$9,375.17	\$9,375.17	\$0.00	\$0.03
291001	Herramientas Menores	\$8,978.00	\$397.20	\$9,375.20	\$9,375.17	\$0.03	\$9,375.17	\$0.00	\$9,375.17	\$9,375.17	\$0.00	\$0.03
292000	Refacciones y accesorios menores de	\$7,446.00	-\$1,362.96	\$6,083.04	\$6,083.04	\$0.00	\$6,083.04	\$0.00	\$6,083.04	\$6,083.04	\$0.00	\$0.00
292001	Refacciones y accesorios menores de	\$7,446.00	-\$1,362.96	\$6,083.04	\$6,083.04	\$0.00	\$6,083.04	\$0.00	\$6,083.04	\$6,083.04	\$0.00	\$0.00
294000	Refacciones y accesorios menores de	\$1,156.00	\$2,123.62	\$3,279.62	\$3,216.12	\$63.50	\$3,216.12	\$0.00	\$3,216.12	\$3,216.12	\$0.00	\$63.50
294001	Refacciones y accesorios menores de	\$1,156.00	\$2,123.62	\$3,279.62	\$3,216.12	\$63.50	\$3,216.12	\$0.00	\$3,216.12	\$3,216.12	\$0.00	\$63.50
299000	Refacciones y accesorios menores otros	\$2,111.00	\$0.00	\$2,111.00	\$2,071.44	\$39.56	\$2,071.44	\$0.00	\$2,071.44	\$2,071.44	\$0.00	\$39.56
299001	Refacciones y accesorios menores otros	\$2,111.00	\$0.00	\$2,111.00	\$2,071.44	\$39.56	\$2,071.44	\$0.00	\$2,071.44	\$2,071.44	\$0.00	\$39.56
300000	SERVICIOS GENERALES	\$1,099,223.00	\$20,839.73	\$1,120,062.73	\$1,118,409.51	\$1,653.22	\$800,287.92	\$318,121.59	\$800,287.92	\$800,287.92	\$0.00	\$319,774.81
310000	Servicios básicos	\$1,008,630.00	\$21,749.92	\$1,030,379.92	\$1,029,078.70	\$1,301.22	\$710,957.11	\$318,121.59	\$710,957.11	\$710,957.11	\$0.00	\$319,422.81
311000	Energía eléctrica	\$247,950.00	\$0.00	\$247,950.00	\$247,950.00	\$0.00	\$219,830.00	\$28,120.00	\$219,830.00	\$219,830.00	\$0.00	\$28,120.00
311001	Servicio de Energía Eléctrica	\$247,950.00	\$0.00	\$247,950.00	\$247,950.00	\$0.00	\$219,830.00	\$28,120.00	\$219,830.00	\$219,830.00	\$0.00	\$28,120.00
313000	Agua	\$180,000.00	-\$27,393.64	\$152,606.36	\$152,606.36	\$0.00	\$152,606.36	\$0.00	\$152,606.36	\$152,606.36	\$0.00	\$0.00



**INSTITUTO TECNOLÓGICO SUPERIOR DE HUICHAPAN
HIDALGO**


Estado Analítico del Ejercicio del Presupuesto de Egresos por Proyecto/Proceso - Fuente Financiamiento Del 01/ene./2023 Al 30/sep./2023

Fecha y 10/oct./2023

hora de Impresión 09:11 a. m.

NSR supervisor
rptEstadoAnalíticoPresupuestoEgresos_PY_FF_EX

Ejercicio del Presupuesto		Egresos Aprobado	Ampliaciones / (Reducciones)	Egresos Modificado	Egresos Comprometido	Presupuesto Disponible para Comprometer	Egresos Devengado	Comprometido No Devengado	Egresos Ejercido	Pagado	Cuentas por Pagar Deuda	Subejercicio
313001	Servicio de Agua	\$180,000.00	-\$27,393.64	\$152,606.36	\$152,606.36	\$0.00	\$152,606.36	\$0.00	\$152,606.36	\$152,606.36	\$0.00	\$0.00
314000	Telefonía tradicional	\$20,880.00	-\$847.44	\$20,032.56	\$18,731.34	\$1,301.22	\$18,731.34	\$0.00	\$18,731.34	\$18,731.34	\$0.00	\$1,301.22
314001	Servicio Telefónico Tradicional	\$20,880.00	-\$847.44	\$20,032.56	\$18,731.34	\$1,301.22	\$18,731.34	\$0.00	\$18,731.34	\$18,731.34	\$0.00	\$1,301.22
317000	Servicios de acceso de Internet, redes	\$559,800.00	\$49,991.00	\$609,791.00	\$609,791.00	\$0.00	\$319,789.41	\$290,001.59	\$319,789.41	\$319,789.41	\$0.00	\$290,001.59
317001	Servicios de Conducción de Señales A	\$559,800.00	\$49,991.00	\$609,791.00	\$609,791.00	\$0.00	\$319,789.41	\$290,001.59	\$319,789.41	\$319,789.41	\$0.00	\$290,001.59
330000	Servicios profesionales, científicos, t	\$4,350.00	\$0.00	\$4,350.00	\$4,350.00	\$0.00	\$4,350.00	\$0.00	\$4,350.00	\$4,350.00	\$0.00	\$0.00
339000	Servicios profesionales, científicos y té	\$4,350.00	\$0.00	\$4,350.00	\$4,350.00	\$0.00	\$4,350.00	\$0.00	\$4,350.00	\$4,350.00	\$0.00	\$0.00
339001	Estudios e Investigaciones	\$4,350.00	\$0.00	\$4,350.00	\$4,350.00	\$0.00	\$4,350.00	\$0.00	\$4,350.00	\$4,350.00	\$0.00	\$0.00
340000	Servicios financieros, bancarios y cor	\$0.00	\$3,237.45	\$3,237.45	\$3,237.45	\$0.00	\$3,237.45	\$0.00	\$3,237.45	\$3,237.45	\$0.00	\$0.00
349000	Servicios financieros, bancarios y com	\$0.00	\$3,237.45	\$3,237.45	\$3,237.45	\$0.00	\$3,237.45	\$0.00	\$3,237.45	\$3,237.45	\$0.00	\$0.00
349001	Servicios financieros, bancarios y com	\$0.00	\$3,237.45	\$3,237.45	\$3,237.45	\$0.00	\$3,237.45	\$0.00	\$3,237.45	\$3,237.45	\$0.00	\$0.00
350000	Servicios de instalación, reparación, r	\$51,247.00	-\$426.60	\$50,820.40	\$50,820.40	\$0.00	\$50,820.40	\$0.00	\$50,820.40	\$50,820.40	\$0.00	\$0.00
352000	Instalación, reparación y mantenimient	\$12,653.00	-\$426.60	\$12,226.40	\$12,226.40	\$0.00	\$12,226.40	\$0.00	\$12,226.40	\$12,226.40	\$0.00	\$0.00
352001	Mantenimiento de Mobiliario y Equipo c	\$12,653.00	-\$426.60	\$12,226.40	\$12,226.40	\$0.00	\$12,226.40	\$0.00	\$12,226.40	\$12,226.40	\$0.00	\$0.00
355000	Reparación y mantenimiento de equipo	\$38,594.00	\$0.00	\$38,594.00	\$38,594.00	\$0.00	\$38,594.00	\$0.00	\$38,594.00	\$38,594.00	\$0.00	\$0.00
355001	Mantenimiento de Vehículos	\$38,594.00	\$0.00	\$38,594.00	\$38,594.00	\$0.00	\$38,594.00	\$0.00	\$38,594.00	\$38,594.00	\$0.00	\$0.00
370000	Servicios de traslado y viáticos	\$23,496.00	-\$2,995.04	\$20,500.96	\$20,148.96	\$352.00	\$20,148.96	\$0.00	\$20,148.96	\$20,148.96	\$0.00	\$352.00
372000	Pasajes terrestres	\$975.00	-\$276.00	\$699.00	\$347.00	\$352.00	\$347.00	\$0.00	\$347.00	\$347.00	\$0.00	\$352.00
372001	Pasajes terrestres	\$975.00	-\$276.00	\$699.00	\$347.00	\$352.00	\$347.00	\$0.00	\$347.00	\$347.00	\$0.00	\$352.00
375000	Viáticos en el país	\$22,521.00	-\$2,719.04	\$19,801.96	\$19,801.96	\$0.00	\$19,801.96	\$0.00	\$19,801.96	\$19,801.96	\$0.00	\$0.00
375001	Viáticos en el país	\$22,521.00	-\$2,719.04	\$19,801.96	\$19,801.96	\$0.00	\$19,801.96	\$0.00	\$19,801.96	\$19,801.96	\$0.00	\$0.00
390000	Otros servicios generales	\$11,500.00	-\$726.00	\$10,774.00	\$10,774.00	\$0.00	\$10,774.00	\$0.00	\$10,774.00	\$10,774.00	\$0.00	\$0.00
392000	Impuestos y derechos	\$11,500.00	-\$726.00	\$10,774.00	\$10,774.00	\$0.00	\$10,774.00	\$0.00	\$10,774.00	\$10,774.00	\$0.00	\$0.00
392006	Pago de derechos	\$11,500.00	-\$726.00	\$10,774.00	\$10,774.00	\$0.00	\$10,774.00	\$0.00	\$10,774.00	\$10,774.00	\$0.00	\$0.00
Recurso Fiscal		\$22,804,994.00	-\$98,939.74	\$22,706,054.26	\$22,703,619.66	\$2,434.60	\$20,941,014.29	\$1,762,605.37	\$19,444,932.54	\$19,444,932.54	\$1,496,081.75	\$1,765,039.97
14 Ingresos Propios												
100000	SERVICIOS PERSONALES	\$2,367,665.00	-\$751,600.00	\$1,616,065.00	\$1,616,065.00	\$0.00	\$1,349,406.21	\$266,658.79	\$0.00	\$0.00	\$1,349,406.21	\$266,658.79
120000	Remuneraciones al personal de carác	\$740,000.00	-\$740,000.00	\$0.00	\$0.00	\$0.00	\$0.00	\$0.00	\$0.00	\$0.00	\$0.00	\$0.00
121000	Honorarios asimilables a salarios	\$740,000.00	-\$740,000.00	\$0.00	\$0.00	\$0.00	\$0.00	\$0.00	\$0.00	\$0.00	\$0.00	\$0.00
121001	Honorarios Asimilados	\$740,000.00	-\$740,000.00	\$0.00	\$0.00	\$0.00	\$0.00	\$0.00	\$0.00	\$0.00	\$0.00	\$0.00
130000	Remuneraciones adicionales y especi	\$1,627,665.00	-\$11,600.00	\$1,616,065.00	\$1,616,065.00	\$0.00	\$1,349,406.21	\$266,658.79	\$0.00	\$0.00	\$1,349,406.21	\$266,658.79
132000	Primas de vacaciones, dominical y grat	\$1,523,265.00	\$0.00	\$1,523,265.00	\$1,523,265.00	\$0.00	\$1,349,406.21	\$173,858.79	\$0.00	\$0.00	\$1,349,406.21	\$173,858.79




**INSTITUTO TECNOLÓGICO SUPERIOR DE HUICHAPAN
HIDALGO**

Estado Analítico del Ejercicio del Presupuesto de Egresos por Proyecto/Proceso - Fuente Financiamiento Del 01/ene./2023 Al 30/sep./2023

Hrp_supervisor
rptEstadoAnalíticoPresupuestoEgresos_PY_FF_EX

Fecha y 10/oct./2023
hora de Impresión 09:11 a. m.

Ejercicio del Presupuesto	Egresos Aprobado	Ampliaciones / (Reducciones)	Egresos Modificado	Egresos Comprometido	Presupuesto Disponible para Comprometer	Egresos Devengado	Comprometido No Devengado	Egresos Ejercido	Pagado	Cuentas por Pagar Deuda	Subejercicio
132002 Gratificación Anual	\$1,523,265.00	\$0.00	\$1,523,265.00	\$1,523,265.00	\$0.00	\$1,349,406.21	\$173,858.79	\$0.00	\$0.00	\$1,349,406.21	\$173,858.79
134000 Compensaciones	\$104,400.00	-\$11,600.00	\$92,800.00	\$92,800.00	\$0.00	\$0.00	\$92,800.00	\$0.00	\$0.00	\$0.00	\$92,800.00
134001 Compensaciones	\$104,400.00	-\$11,600.00	\$92,800.00	\$92,800.00	\$0.00	\$0.00	\$92,800.00	\$0.00	\$0.00	\$0.00	\$92,800.00
200000 MATERIALES Y SUMINISTROS	\$372,750.00	-\$17,279.69	\$355,470.31	\$353,971.19	\$1,499.12	\$316,698.19	\$37,273.00	\$284,257.09	\$284,257.09	\$32,441.10	\$38,772.12
210000 Materiales de administración, emisior	\$129,810.00	\$2,333.02	\$132,143.02	\$131,360.86	\$782.16	\$128,668.94	\$2,691.92	\$128,668.94	\$128,668.94	\$0.00	\$3,474.08
211000 Materiales, útiles y equipos menores de	\$71,374.00	\$0.00	\$71,374.00	\$70,888.84	\$485.16	\$70,888.84	\$0.00	\$70,888.84	\$70,888.84	\$0.00	\$485.16
211001 Material de Oficina	\$68,200.00	\$0.00	\$68,200.00	\$67,825.72	\$374.28	\$67,825.72	\$0.00	\$67,825.72	\$67,825.72	\$0.00	\$374.28
211002 Gastos de Oficina	\$3,174.00	\$0.00	\$3,174.00	\$3,063.12	\$110.88	\$3,063.12	\$0.00	\$3,063.12	\$3,063.12	\$0.00	\$110.88
212000 Materiales y útiles de impresión y repro	\$40,966.00	\$3,219.08	\$44,185.08	\$43,935.08	\$250.00	\$43,935.08	\$0.00	\$43,935.08	\$43,935.08	\$0.00	\$250.00
212001 Materiales y Útiles de Impresión	\$40,966.00	\$3,219.08	\$44,185.08	\$43,935.08	\$250.00	\$43,935.08	\$0.00	\$43,935.08	\$43,935.08	\$0.00	\$250.00
214000 Materiales, útiles y equipos menores de	\$17,470.00	-\$886.06	\$16,583.94	\$16,536.94	\$47.00	\$13,845.02	\$2,691.92	\$13,845.02	\$13,845.02	\$0.00	\$2,738.92
214001 Material para Bienes Informáticos	\$17,470.00	-\$886.06	\$16,583.94	\$16,536.94	\$47.00	\$13,845.02	\$2,691.92	\$13,845.02	\$13,845.02	\$0.00	\$2,738.92
240000 Materiales y artículos de construcción	\$26,732.00	\$2,608.38	\$29,340.38	\$29,187.92	\$152.46	\$29,187.92	\$0.00	\$29,187.92	\$29,187.92	\$0.00	\$152.46
246000 Material eléctrico y electrónico	\$24,456.00	\$1,936.56	\$26,392.56	\$26,245.50	\$147.06	\$26,245.50	\$0.00	\$26,245.50	\$26,245.50	\$0.00	\$147.06
246001 Material Eléctrico	\$24,456.00	\$1,936.56	\$26,392.56	\$26,245.50	\$147.06	\$26,245.50	\$0.00	\$26,245.50	\$26,245.50	\$0.00	\$147.06
247000 Artículos metálicos para la construcción	\$0.00	\$1,143.98	\$1,143.98	\$1,143.98	\$0.00	\$1,143.98	\$0.00	\$1,143.98	\$1,143.98	\$0.00	\$0.00
247001 Artículos metálicos para la construcción	\$0.00	\$1,143.98	\$1,143.98	\$1,143.98	\$0.00	\$1,143.98	\$0.00	\$1,143.98	\$1,143.98	\$0.00	\$0.00
249000 Otros materiales y artículos de construc	\$2,276.00	-\$472.16	\$1,803.84	\$1,798.44	\$5.40	\$1,798.44	\$0.00	\$1,798.44	\$1,798.44	\$0.00	\$5.40
249001 Otros materiales y artículos de construc	\$2,276.00	-\$472.16	\$1,803.84	\$1,798.44	\$5.40	\$1,798.44	\$0.00	\$1,798.44	\$1,798.44	\$0.00	\$5.40
250000 Productos químicos, farmacéuticos y	\$21,620.00	-\$20,095.36	\$1,524.64	\$1,479.64	\$45.00	\$1,479.64	\$0.00	\$1,479.64	\$1,479.64	\$0.00	\$45.00
251000 Productos químicos básicos	\$20,000.00	-\$20,000.00	\$0.00	\$0.00	\$0.00	\$0.00	\$0.00	\$0.00	\$0.00	\$0.00	\$0.00
251001 Sustancias Químicas	\$20,000.00	-\$20,000.00	\$0.00	\$0.00	\$0.00	\$0.00	\$0.00	\$0.00	\$0.00	\$0.00	\$0.00
256000 Fibras sintéticas, hules, plásticos y deri	\$1,620.00	-\$95.36	\$1,524.64	\$1,479.64	\$45.00	\$1,479.64	\$0.00	\$1,479.64	\$1,479.64	\$0.00	\$45.00
256001 Fibras sintéticas, hules, plásticos y deri	\$1,620.00	-\$95.36	\$1,524.64	\$1,479.64	\$45.00	\$1,479.64	\$0.00	\$1,479.64	\$1,479.64	\$0.00	\$45.00
270000 Vestuario, blancos, prendas de protec	\$176,000.00	-\$867.85	\$175,132.15	\$175,132.15	\$0.00	\$140,551.07	\$34,581.08	\$108,109.97	\$108,109.97	\$32,441.10	\$34,581.08
271000 Vestuario y uniformes	\$140,700.00	-\$284.58	\$140,415.42	\$140,415.42	\$0.00	\$106,449.97	\$33,965.45	\$106,449.97	\$106,449.97	\$0.00	\$33,965.45
271001 Vestuario, Uniformes	\$140,700.00	-\$284.58	\$140,415.42	\$140,415.42	\$0.00	\$106,449.97	\$33,965.45	\$106,449.97	\$106,449.97	\$0.00	\$33,965.45
272000 Prendas de seguridad y protección per	\$35,300.00	-\$583.27	\$34,716.73	\$34,716.73	\$0.00	\$34,101.10	\$615.63	\$1,660.00	\$1,660.00	\$32,441.10	\$615.63
272001 Prendas de Protección	\$35,300.00	-\$583.27	\$34,716.73	\$34,716.73	\$0.00	\$34,101.10	\$615.63	\$1,660.00	\$1,660.00	\$32,441.10	\$615.63
290000 Herramientas, refacciones y accesorio	\$18,588.00	-\$1,257.88	\$17,330.12	\$16,810.62	\$519.50	\$16,810.62	\$0.00	\$16,810.62	\$16,810.62	\$0.00	\$519.50
291000 Herramientas menores	\$3,372.00	-\$322.28	\$3,049.72	\$3,049.72	\$0.00	\$3,049.72	\$0.00	\$3,049.72	\$3,049.72	\$0.00	\$0.00
291001 Herramientas Menores	\$3,372.00	-\$322.28	\$3,049.72	\$3,049.72	\$0.00	\$3,049.72	\$0.00	\$3,049.72	\$3,049.72	\$0.00	\$0.00
292000 Refacciones y accesorios menores de	\$1,936.00	-\$281.52	\$1,654.48	\$1,204.48	\$450.00	\$1,204.48	\$0.00	\$1,204.48	\$1,204.48	\$0.00	\$450.00



**INSTITUTO TECNOLÓGICO SUPERIOR DE HUICHAPAN
HIDALGO**

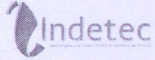
Estado Analítico del Ejercicio del Presupuesto de Egresos por Proyecto/Proceso - Fuente Financiamiento Del 01/ene./2023 Al 30/sep./2023

Fecha y 10/oct./2023

hora de Impresión 09:11 a. m.

rptEstadoAnalíticoPresupuestoEgresos_PY_FF_EX

Ejercicio del Presupuesto		Egresos Aprobado	Ampliaciones / (Reducciones)	Egresos Modificado	Egresos Comprometido	Presupuesto Disponible para Comprometer	Egresos Devengado	Comprometido No Devengado	Egresos Ejercido	Pagado	Cuentas por Pagar Deuda	Subejercicio
292001	Refacciones y accesorios menores de	\$1,936.00	-\$281.52	\$1,654.48	\$1,204.48	\$450.00	\$1,204.48	\$0.00	\$1,204.48	\$1,204.48	\$0.00	\$450.00
295000	Refacciones y accesorios menores de	\$1,056.00	-\$220.80	\$835.20	\$835.20	\$0.00	\$835.20	\$0.00	\$835.20	\$835.20	\$0.00	\$0.00
295001	Refacciones y accesorios menores de	\$1,056.00	-\$220.80	\$835.20	\$835.20	\$0.00	\$835.20	\$0.00	\$835.20	\$835.20	\$0.00	\$0.00
298000	Refacciones y accesorios menores de	\$1,124.00	-\$168.16	\$955.84	\$955.84	\$0.00	\$955.84	\$0.00	\$955.84	\$955.84	\$0.00	\$0.00
298001	Refacciones y accesorios menores de	\$1,124.00	-\$168.16	\$955.84	\$955.84	\$0.00	\$955.84	\$0.00	\$955.84	\$955.84	\$0.00	\$0.00
299000	Refacciones y accesorios menores otrc	\$11,100.00	-\$265.12	\$10,834.88	\$10,765.38	\$69.50	\$10,765.38	\$0.00	\$10,765.38	\$10,765.38	\$0.00	\$69.50
299001	Refacciones y accesorios menores otrc	\$11,100.00	-\$265.12	\$10,834.88	\$10,765.38	\$69.50	\$10,765.38	\$0.00	\$10,765.38	\$10,765.38	\$0.00	\$69.50
300000	SERVICIOS GENERALES	\$1,794,583.00	-\$79,673.23	\$1,714,909.77	\$1,714,079.72	\$830.05	\$1,496,387.95	\$217,691.77	\$1,261,892.52	\$1,261,892.52	\$234,495.43	\$218,521.82
330000	Servicios profesionales, científicos, tr	\$125,850.00	-\$40,802.40	\$85,047.60	\$84,898.20	\$149.40	\$84,898.20	\$0.00	\$84,898.20	\$84,898.20	\$0.00	\$149.40
334000	Servicios de capacitación	\$110,000.00	-\$36,302.40	\$73,697.60	\$73,697.60	\$0.00	\$73,697.60	\$0.00	\$73,697.60	\$73,697.60	\$0.00	\$0.00
334001	Capacitación	\$110,000.00	-\$36,302.40	\$73,697.60	\$73,697.60	\$0.00	\$73,697.60	\$0.00	\$73,697.60	\$73,697.60	\$0.00	\$0.00
336000	Servicios de apoyo administrativo, foto	\$5,850.00	-\$4,500.00	\$1,350.00	\$1,200.60	\$149.40	\$1,200.60	\$0.00	\$1,200.60	\$1,200.60	\$0.00	\$149.40
336002	Formas valoradas	\$5,850.00	-\$4,500.00	\$1,350.00	\$1,200.60	\$149.40	\$1,200.60	\$0.00	\$1,200.60	\$1,200.60	\$0.00	\$149.40
339000	Servicios profesionales, científicos y té	\$10,000.00	\$0.00	\$10,000.00	\$10,000.00	\$0.00	\$10,000.00	\$0.00	\$10,000.00	\$10,000.00	\$0.00	\$0.00
339001	Estudios e Investigaciones	\$10,000.00	\$0.00	\$10,000.00	\$10,000.00	\$0.00	\$10,000.00	\$0.00	\$10,000.00	\$10,000.00	\$0.00	\$0.00
340000	Servicios financieros, bancarios y cor	\$323,146.00	-\$68,417.95	\$254,728.05	\$254,728.05	\$0.00	\$212,055.05	\$42,673.00	\$212,055.05	\$212,055.05	\$0.00	\$42,673.00
345000	Seguro de bienes patrimoniales	\$288,442.00	-\$63,417.95	\$225,024.05	\$225,024.05	\$0.00	\$182,351.05	\$42,673.00	\$182,351.05	\$182,351.05	\$0.00	\$42,673.00
345001	Seguros	\$288,442.00	-\$63,417.95	\$225,024.05	\$225,024.05	\$0.00	\$182,351.05	\$42,673.00	\$182,351.05	\$182,351.05	\$0.00	\$42,673.00
347000	Fletes y maniobras	\$5,000.00	-\$5,000.00	\$0.00	\$0.00	\$0.00	\$0.00	\$0.00	\$0.00	\$0.00	\$0.00	\$0.00
347001	Fletes y Maniobras	\$5,000.00	-\$5,000.00	\$0.00	\$0.00	\$0.00	\$0.00	\$0.00	\$0.00	\$0.00	\$0.00	\$0.00
349000	Servicios financieros, bancarios y come	\$29,704.00	\$0.00	\$29,704.00	\$29,704.00	\$0.00	\$29,704.00	\$0.00	\$29,704.00	\$29,704.00	\$0.00	\$0.00
349001	Servicios financieros, bancarios y come	\$29,704.00	\$0.00	\$29,704.00	\$29,704.00	\$0.00	\$29,704.00	\$0.00	\$29,704.00	\$29,704.00	\$0.00	\$0.00
350000	Servicios de instalación, reparación, i	\$41,619.00	\$13,081.00	\$54,700.00	\$54,481.37	\$218.63	\$51,558.17	\$2,923.20	\$51,558.17	\$51,558.17	\$0.00	\$3,141.83
351000	Conservación y mantenimiento menor c	\$15,595.00	-\$6,269.40	\$9,325.60	\$9,324.60	\$1.00	\$6,401.40	\$2,923.20	\$6,401.40	\$6,401.40	\$0.00	\$2,924.20
351001	Conservación y mantenimiento menor c	\$15,595.00	-\$6,269.40	\$9,325.60	\$9,324.60	\$1.00	\$6,401.40	\$2,923.20	\$6,401.40	\$6,401.40	\$0.00	\$2,924.20
352000	Instalación, reparación y mantenimiento	\$1,024.00	-\$1,024.00	\$0.00	\$0.00	\$0.00	\$0.00	\$0.00	\$0.00	\$0.00	\$0.00	\$0.00
352001	Mantenimiento de Mobiliario y Equipo c	\$1,024.00	-\$1,024.00	\$0.00	\$0.00	\$0.00	\$0.00	\$0.00	\$0.00	\$0.00	\$0.00	\$0.00
355000	Reparación y mantenimiento de equipo	\$25,000.00	\$15,374.40	\$40,374.40	\$40,374.40	\$0.00	\$40,374.40	\$0.00	\$40,374.40	\$40,374.40	\$0.00	\$0.00
355001	Mantenimiento de Vehículos	\$25,000.00	\$15,374.40	\$40,374.40	\$40,374.40	\$0.00	\$40,374.40	\$0.00	\$40,374.40	\$40,374.40	\$0.00	\$0.00
359000	Servicios de jardinería y fumigación	\$0.00	\$5,000.00	\$5,000.00	\$4,782.37	\$217.63	\$4,782.37	\$0.00	\$4,782.37	\$4,782.37	\$0.00	\$217.63
359001	Servicios de jardinería y fumigación	\$0.00	\$5,000.00	\$5,000.00	\$4,782.37	\$217.63	\$4,782.37	\$0.00	\$4,782.37	\$4,782.37	\$0.00	\$217.63
360000	Servicios de comunicación social y p	\$0.00	\$4,900.00	\$4,900.00	\$4,852.28	\$47.72	\$4,852.28	\$0.00	\$4,852.28	\$4,852.28	\$0.00	\$47.72
361000	Difusión por radio, televisión y otros me	\$0.00	\$4,900.00	\$4,900.00	\$4,852.28	\$47.72	\$4,852.28	\$0.00	\$4,852.28	\$4,852.28	\$0.00	\$47.72



**INSTITUTO TECNOLÓGICO SUPERIOR DE HUICHAPAN
HIDALGO**

Estado Analítico del Ejercicio del Presupuesto de Egresos por Proyecto/Proceso - Fuente Financiamiento Del 01/ene./2023 Al 30/sep./2023

Fecha y 10/oct./2023

hora de Impresión 09:11 a. m.

supervisor
rptEstadoAnalíticoPresupuestoEgresos_PY_FF_EX

Ejercicio del Presupuesto	Egresos Aprobado	Ampliaciones / (Reducciones)	Egresos Modificado	Egresos Comprometido	Presupuesto Disponible para Comprometer	Egresos Devengado	Comprometido No Devengado	Egresos Ejercido	Pagado	Cuentas por Pagar Deuda	Subejercicio
361001 Difusión de programas y actividades gr	\$0.00	\$4,900.00	\$4,900.00	\$4,852.28	\$47.72	\$4,852.28	\$0.00	\$4,852.28	\$4,852.28	\$0.00	\$47.72
370000 Servicios de traslado y viáticos	\$1,800.00	-\$700.00	\$1,100.00	\$685.70	\$414.30	\$685.70	\$0.00	\$685.70	\$685.70	\$0.00	\$414.30
375000 Viáticos en el país	\$1,800.00	-\$700.00	\$1,100.00	\$685.70	\$414.30	\$685.70	\$0.00	\$685.70	\$685.70	\$0.00	\$414.30
375001 Viáticos en el país	\$1,800.00	-\$700.00	\$1,100.00	\$685.70	\$414.30	\$685.70	\$0.00	\$685.70	\$685.70	\$0.00	\$414.30
390000 Otros servicios generales	\$1,302,168.00	\$12,266.12	\$1,314,434.12	\$1,314,434.12	\$0.00	\$1,142,338.55	\$172,095.57	\$907,843.12	\$907,843.12	\$234,495.43	\$172,095.57
392000 Impuestos y derechos	\$37,448.00	\$12,266.12	\$49,714.12	\$49,714.12	\$0.00	\$38,888.12	\$10,826.00	\$38,888.12	\$38,888.12	\$0.00	\$10,826.00
392006 Pago de derechos	\$37,448.00	\$12,266.12	\$49,714.12	\$49,714.12	\$0.00	\$38,888.12	\$10,826.00	\$38,888.12	\$38,888.12	\$0.00	\$10,826.00
398000 Impuesto sobre nóminas y otros que se	\$1,264,720.00	\$0.00	\$1,264,720.00	\$1,264,720.00	\$0.00	\$1,103,450.43	\$161,269.57	\$868,955.00	\$868,955.00	\$234,495.43	\$161,269.57
398001 Impuesto sobre nóminas y otros que se	\$1,264,720.00	\$0.00	\$1,264,720.00	\$1,264,720.00	\$0.00	\$1,103,450.43	\$161,269.57	\$868,955.00	\$868,955.00	\$234,495.43	\$161,269.57
500000 BIENES MUEBLES, INMUEBLES	\$277,276.00	-\$30,071.02	\$247,204.98	\$247,204.98	\$0.00	\$247,204.98	\$0.00	\$170,644.98	\$170,644.98	\$76,560.00	\$0.00
510000 Mobiliario y equipo de administración	\$110,900.00	-\$1,047.14	\$109,852.86	\$109,852.86	\$0.00	\$109,852.86	\$0.00	\$109,852.86	\$109,852.86	\$0.00	\$0.00
511000 Muebles de oficina y estantería	\$110,900.00	-\$42,306.05	\$68,593.95	\$68,593.95	\$0.00	\$68,593.95	\$0.00	\$68,593.95	\$68,593.95	\$0.00	\$0.00
511001 Muebles de oficina y estantería	\$110,900.00	-\$42,306.05	\$68,593.95	\$68,593.95	\$0.00	\$68,593.95	\$0.00	\$68,593.95	\$68,593.95	\$0.00	\$0.00
515000 Equipo de cómputo y de tecnología de	\$0.00	\$41,258.91	\$41,258.91	\$41,258.91	\$0.00	\$41,258.91	\$0.00	\$41,258.91	\$41,258.91	\$0.00	\$0.00
515001 Bienes informáticos	\$0.00	\$41,258.91	\$41,258.91	\$41,258.91	\$0.00	\$41,258.91	\$0.00	\$41,258.91	\$41,258.91	\$0.00	\$0.00
590000 Activos intangibles	\$166,376.00	-\$29,023.88	\$137,352.12	\$137,352.12	\$0.00	\$137,352.12	\$0.00	\$60,792.12	\$60,792.12	\$76,560.00	\$0.00
597000 Licencias informáticas e intelectuales	\$166,376.00	-\$29,023.88	\$137,352.12	\$137,352.12	\$0.00	\$137,352.12	\$0.00	\$60,792.12	\$60,792.12	\$76,560.00	\$0.00
597001 Licencias informáticas e intelectuales	\$166,376.00	-\$29,023.88	\$137,352.12	\$137,352.12	\$0.00	\$137,352.12	\$0.00	\$60,792.12	\$60,792.12	\$76,560.00	\$0.00
Ingresos Propios	\$4,812,274.00	-\$878,623.94	\$3,933,650.06	\$3,931,320.89	\$2,329.17	\$3,409,697.33	\$521,623.56	\$1,716,794.59	\$1,716,794.59	\$1,692,902.74	\$523,952.73
15 Recurso Federal											
100000 SERVICIOS PERSONALES	\$22,440,479.00	-\$1,041,502.00	\$21,398,977.00	\$21,398,977.00	\$0.00	\$20,003,484.31	\$1,395,492.69	\$18,563,717.73	\$18,563,717.73	\$1,439,766.58	\$1,395,492.69
110000 Remuneraciones al personal de carác	\$13,280,241.00	\$0.00	\$13,280,241.00	\$13,280,241.00	\$0.00	\$12,349,435.94	\$930,805.06	\$12,349,435.94	\$12,349,435.94	\$0.00	\$930,805.06
113000 Sueldos base al personal permanente	\$13,280,241.00	\$0.00	\$13,280,241.00	\$13,280,241.00	\$0.00	\$12,349,435.94	\$930,805.06	\$12,349,435.94	\$12,349,435.94	\$0.00	\$930,805.06
113001 Sueldos	\$13,280,241.00	\$0.00	\$13,280,241.00	\$13,280,241.00	\$0.00	\$12,349,435.94	\$930,805.06	\$12,349,435.94	\$12,349,435.94	\$0.00	\$930,805.06
130000 Remuneraciones adicionales y especi	\$3,628,148.00	\$130,000.00	\$3,758,148.00	\$3,758,148.00	\$0.00	\$3,595,607.65	\$162,540.35	\$2,362,474.06	\$2,362,474.06	\$1,233,133.59	\$162,540.35
131000 Primas por años de servicios efectivos	\$1,440,087.00	\$185,000.00	\$1,625,087.00	\$1,625,087.00	\$0.00	\$1,524,493.08	\$100,593.92	\$1,524,493.08	\$1,524,493.08	\$0.00	\$100,593.92
131003 Prima de Antigüedad	\$1,440,087.00	\$185,000.00	\$1,625,087.00	\$1,625,087.00	\$0.00	\$1,524,493.08	\$100,593.92	\$1,524,493.08	\$1,524,493.08	\$0.00	\$100,593.92
132000 Primas de vacaciones, dominical y grat	\$1,918,746.00	-\$55,000.00	\$1,863,746.00	\$1,863,746.00	\$0.00	\$1,819,077.76	\$44,668.24	\$585,944.17	\$585,944.17	\$1,233,133.59	\$44,668.24
132001 Prima de Vacaciones y Dominical	\$836,011.00	\$0.00	\$836,011.00	\$836,011.00	\$0.00	\$791,342.76	\$44,668.24	\$533,462.59	\$533,462.59	\$257,880.17	\$44,668.24
132002 Gratificación Anual	\$1,082,735.00	-\$55,000.00	\$1,027,735.00	\$1,027,735.00	\$0.00	\$1,027,735.00	\$0.00	\$52,481.58	\$52,481.58	\$975,253.42	\$0.00
134000 Compensaciones	\$269,315.00	\$0.00	\$269,315.00	\$269,315.00	\$0.00	\$252,036.81	\$17,278.19	\$252,036.81	\$252,036.81	\$0.00	\$17,278.19
134009 Compensación por Adquisición de Mat	\$269,315.00	\$0.00	\$269,315.00	\$269,315.00	\$0.00	\$252,036.81	\$17,278.19	\$252,036.81	\$252,036.81	\$0.00	\$17,278.19



**INSTITUTO TECNOLÓGICO SUPERIOR DE HUICHAPAN
HIDALGO**


Estado Analítico del Ejercicio del Presupuesto de Egresos por Proyecto/Proceso - Fuente Financiamiento Del 01/ene./2023 Al 30/sep./2023

Fecha y 10/oct./2023

Report supervisor
rptEstadoAnaliticoPresupuestoEgresos_PY_FF_EX

hora de Impresión 09:11 a. m.

Ejercicio del Presupuesto		Egresos Aprobado	Ampliaciones / (Reducciones)	Egresos Modificado	Egresos Comprometido	Presupuesto Disponible para Comprometer	Egresos Devengado	Comprometido No Devengado	Egresos Ejercido	Pagado	Cuentas por Pagar Deuda	Subejercicio
140000	Seguridad Social	\$2,738,069.00	-\$130,000.00	\$2,608,069.00	\$2,608,069.00	\$0.00	\$2,450,540.38	\$157,528.62	\$2,243,907.39	\$2,243,907.39	\$206,632.99	\$157,528.62
141000	Aportaciones de seguridad social	\$1,808,454.00	-\$130,000.00	\$1,678,454.00	\$1,678,454.00	\$0.00	\$1,599,024.69	\$79,429.31	\$1,487,766.66	\$1,487,766.66	\$111,258.03	\$79,429.31
141001	Aportaciones al ISSSTE	\$1,386,804.00	-\$130,000.00	\$1,256,804.00	\$1,256,804.00	\$0.00	\$1,212,801.56	\$44,002.44	\$1,144,802.89	\$1,144,802.89	\$67,998.67	\$44,002.44
141004	Aportaciones al Seguro de Cesantía er	\$421,650.00	\$0.00	\$421,650.00	\$421,650.00	\$0.00	\$386,223.13	\$35,426.87	\$342,963.77	\$342,963.77	\$43,259.36	\$35,426.87
142000	Aportaciones a fondos de vivienda	\$664,010.00	\$0.00	\$664,010.00	\$664,010.00	\$0.00	\$608,225.46	\$55,784.54	\$540,100.49	\$540,100.49	\$68,124.97	\$55,784.54
142001	Aportaciones a FOVISSSTE	\$664,010.00	\$0.00	\$664,010.00	\$664,010.00	\$0.00	\$608,225.46	\$55,784.54	\$540,100.49	\$540,100.49	\$68,124.97	\$55,784.54
143000	Aportaciones al sistema para el retiro	\$265,605.00	\$0.00	\$265,605.00	\$265,605.00	\$0.00	\$243,290.23	\$22,314.77	\$216,040.24	\$216,040.24	\$27,249.99	\$22,314.77
143001	Aportaciones al S.A.R.	\$265,605.00	\$0.00	\$265,605.00	\$265,605.00	\$0.00	\$243,290.23	\$22,314.77	\$216,040.24	\$216,040.24	\$27,249.99	\$22,314.77
150000	Otras prestaciones sociales y econón	\$1,208,452.00	\$0.00	\$1,208,452.00	\$1,208,452.00	\$0.00	\$1,070,992.74	\$137,459.26	\$1,070,992.74	\$1,070,992.74	\$0.00	\$137,459.26
154000	Prestaciones contractuales	\$964,615.00	\$0.00	\$964,615.00	\$964,615.00	\$0.00	\$902,413.41	\$62,201.59	\$902,413.41	\$902,413.41	\$0.00	\$62,201.59
154001	Prestaciones establecidas por condicio	\$964,615.00	\$0.00	\$964,615.00	\$964,615.00	\$0.00	\$902,413.41	\$62,201.59	\$902,413.41	\$902,413.41	\$0.00	\$62,201.59
159000	Otras prestaciones sociales y económir	\$243,837.00	\$0.00	\$243,837.00	\$243,837.00	\$0.00	\$168,579.33	\$75,257.67	\$168,579.33	\$168,579.33	\$0.00	\$75,257.67
159002	Otras Prestaciones	\$243,837.00	\$0.00	\$243,837.00	\$243,837.00	\$0.00	\$168,579.33	\$75,257.67	\$168,579.33	\$168,579.33	\$0.00	\$75,257.67
160000	Previsiones	\$1,041,502.00	-\$1,041,502.00	\$0.00	\$0.00	\$0.00	\$0.00	\$0.00	\$0.00	\$0.00	\$0.00	\$0.00
161000	Previsiones de carácter laboral, econór	\$1,041,502.00	-\$1,041,502.00	\$0.00	\$0.00	\$0.00	\$0.00	\$0.00	\$0.00	\$0.00	\$0.00	\$0.00
161001	Provisiones sobre remuneraciones	\$1,041,502.00	-\$1,041,502.00	\$0.00	\$0.00	\$0.00	\$0.00	\$0.00	\$0.00	\$0.00	\$0.00	\$0.00
170000	Pago de estímulos a servidores públi	\$544,067.00	\$0.00	\$544,067.00	\$544,067.00	\$0.00	\$536,907.60	\$7,159.40	\$536,907.60	\$536,907.60	\$0.00	\$7,159.40
171000	Estímulos	\$544,067.00	\$0.00	\$544,067.00	\$544,067.00	\$0.00	\$536,907.60	\$7,159.40	\$536,907.60	\$536,907.60	\$0.00	\$7,159.40
171001	Estímulos	\$544,067.00	\$0.00	\$544,067.00	\$544,067.00	\$0.00	\$536,907.60	\$7,159.40	\$536,907.60	\$536,907.60	\$0.00	\$7,159.40
200000	MATERIALES Y SUMINISTROS	\$217,320.00	-\$1,027.59	\$216,292.41	\$216,292.41	\$0.00	\$215,814.40	\$478.01	\$215,814.40	\$215,814.40	\$0.00	\$478.01
210000	Materiales de administración, emisiór	\$48,987.00	\$841.45	\$49,828.45	\$49,828.45	\$0.00	\$49,350.44	\$478.01	\$49,350.44	\$49,350.44	\$0.00	\$478.01
211000	Materiales, útiles y equipos menores de	\$9,454.00	\$7,447.62	\$16,901.62	\$16,901.62	\$0.00	\$16,423.61	\$478.01	\$16,423.61	\$16,423.61	\$0.00	\$478.01
211001	Material de Oficina	\$9,454.00	-\$814.84	\$8,639.16	\$8,639.16	\$0.00	\$8,639.16	\$0.00	\$8,639.16	\$8,639.16	\$0.00	\$0.00
211002	Gastos de Oficina	\$0.00	\$8,262.46	\$8,262.46	\$8,262.46	\$0.00	\$7,784.45	\$478.01	\$7,784.45	\$7,784.45	\$0.00	\$478.01
212000	Materiales y útiles de impresión y repro	\$3,182.00	\$4,331.06	\$7,513.06	\$7,513.06	\$0.00	\$7,513.06	\$0.00	\$7,513.06	\$7,513.06	\$0.00	\$0.00
212001	Materiales y Útiles de Impresión	\$3,182.00	\$4,331.06	\$7,513.06	\$7,513.06	\$0.00	\$7,513.06	\$0.00	\$7,513.06	\$7,513.06	\$0.00	\$0.00
214000	Materiales, útiles y equipos menores de	\$1,095.00	-\$583.68	\$511.32	\$511.32	\$0.00	\$511.32	\$0.00	\$511.32	\$511.32	\$0.00	\$0.00
214001	Material para Bienes Informáticos	\$1,095.00	-\$583.68	\$511.32	\$511.32	\$0.00	\$511.32	\$0.00	\$511.32	\$511.32	\$0.00	\$0.00
216000	Material de limpieza	\$30,256.00	-\$10,042.27	\$20,213.73	\$20,213.73	\$0.00	\$20,213.73	\$0.00	\$20,213.73	\$20,213.73	\$0.00	\$0.00
216001	Material de Limpieza	\$30,256.00	-\$10,042.27	\$20,213.73	\$20,213.73	\$0.00	\$20,213.73	\$0.00	\$20,213.73	\$20,213.73	\$0.00	\$0.00
218000	Materiales para el registro e identificaci	\$5,000.00	-\$311.28	\$4,688.72	\$4,688.72	\$0.00	\$4,688.72	\$0.00	\$4,688.72	\$4,688.72	\$0.00	\$0.00
218002	Identificadores e Iconos de señalizació	\$5,000.00	-\$311.28	\$4,688.72	\$4,688.72	\$0.00	\$4,688.72	\$0.00	\$4,688.72	\$4,688.72	\$0.00	\$0.00
240000	Materiales y artículos de construcción	\$55,023.00	\$8,302.51	\$63,325.51	\$63,325.51	\$0.00	\$63,325.51	\$0.00	\$63,325.51	\$63,325.51	\$0.00	\$0.00




INSTITUTO TECNOLÓGICO SUPERIOR DE HUICHAPAN HIDALGO

Estado Analítico del Ejercicio del Presupuesto de Egresos por Proyecto/Proceso - Fuente Financiamiento Del 01/ene./2023 Al 30/sep./2023

Rp: supervisor
rptEstadoAnaliticoPresupuestoEgresos_PY_FF_EX

Fecha y 10/oct./2023
hora de Impresión 09:11 a. m.

Ejercicio del Presupuesto	Egresos Aprobado	Ampliaciones / (Reducciones)	Egresos Modificado	Egresos Comprometido	Presupuesto Disponible para Comprometer	Egresos Devengado	Comprometido No Devengado	Egresos Ejercido	Pagado	Cuentas por Pagar Deuda	Subejercicio	
241000	Productos minerales no metálicos	\$0.00	\$6,685.78	\$6,685.78	\$6,685.78	\$0.00	\$6,685.78	\$0.00	\$6,685.78	\$6,685.78	\$0.00	\$0.00
241001	Productos minerales no metálicos	\$0.00	\$6,685.78	\$6,685.78	\$6,685.78	\$0.00	\$6,685.78	\$0.00	\$6,685.78	\$6,685.78	\$0.00	\$0.00
242000	Cemento y productos de concreto	\$3,250.00	\$907.96	\$4,157.96	\$4,157.96	\$0.00	\$4,157.96	\$0.00	\$4,157.96	\$4,157.96	\$0.00	\$0.00
242001	Cemento y productos de concreto	\$3,250.00	\$907.96	\$4,157.96	\$4,157.96	\$0.00	\$4,157.96	\$0.00	\$4,157.96	\$4,157.96	\$0.00	\$0.00
244000	Madera y productos de madera	\$1,250.00	-\$1,250.00	\$0.00	\$0.00	\$0.00	\$0.00	\$0.00	\$0.00	\$0.00	\$0.00	\$0.00
244001	Madera y productos de madera	\$1,250.00	-\$1,250.00	\$0.00	\$0.00	\$0.00	\$0.00	\$0.00	\$0.00	\$0.00	\$0.00	\$0.00
246000	Material eléctrico y electrónico	\$17,055.00	-\$255.83	\$16,799.17	\$16,799.17	\$0.00	\$16,799.17	\$0.00	\$16,799.17	\$16,799.17	\$0.00	\$0.00
246001	Material Eléctrico	\$17,055.00	-\$255.83	\$16,799.17	\$16,799.17	\$0.00	\$16,799.17	\$0.00	\$16,799.17	\$16,799.17	\$0.00	\$0.00
247000	Artículos metálicos para la construcción	\$1,851.00	-\$675.88	\$1,175.12	\$1,175.12	\$0.00	\$1,175.12	\$0.00	\$1,175.12	\$1,175.12	\$0.00	\$0.00
247001	Artículos metálicos para la construcción	\$1,851.00	-\$675.88	\$1,175.12	\$1,175.12	\$0.00	\$1,175.12	\$0.00	\$1,175.12	\$1,175.12	\$0.00	\$0.00
248000	Materiales complementarios	\$6,000.00	-\$147.80	\$5,852.20	\$5,852.20	\$0.00	\$5,852.20	\$0.00	\$5,852.20	\$5,852.20	\$0.00	\$0.00
248001	Materiales complementarios	\$6,000.00	-\$147.80	\$5,852.20	\$5,852.20	\$0.00	\$5,852.20	\$0.00	\$5,852.20	\$5,852.20	\$0.00	\$0.00
249000	Otros materiales y artículos de construcción	\$25,617.00	\$3,038.28	\$28,655.28	\$28,655.28	\$0.00	\$28,655.28	\$0.00	\$28,655.28	\$28,655.28	\$0.00	\$0.00
249001	Otros materiales y artículos de construcción	\$25,617.00	\$3,038.28	\$28,655.28	\$28,655.28	\$0.00	\$28,655.28	\$0.00	\$28,655.28	\$28,655.28	\$0.00	\$0.00
250000	Productos químicos, farmacéuticos y	\$3,215.00	-\$1,591.58	\$1,623.42	\$1,623.42	\$0.00	\$1,623.42	\$0.00	\$1,623.42	\$1,623.42	\$0.00	\$0.00
251000	Productos químicos básicos	\$3,215.00	-\$1,591.58	\$1,623.42	\$1,623.42	\$0.00	\$1,623.42	\$0.00	\$1,623.42	\$1,623.42	\$0.00	\$0.00
251001	Sustancias Químicas	\$3,215.00	-\$1,591.58	\$1,623.42	\$1,623.42	\$0.00	\$1,623.42	\$0.00	\$1,623.42	\$1,623.42	\$0.00	\$0.00
260000	Combustibles, lubricantes y aditivos	\$75,410.00	\$0.00	\$75,410.00	\$75,410.00	\$0.00	\$75,410.00	\$0.00	\$75,410.00	\$75,410.00	\$0.00	\$0.00
261000	Combustibles, lubricantes y aditivos	\$75,410.00	\$0.00	\$75,410.00	\$75,410.00	\$0.00	\$75,410.00	\$0.00	\$75,410.00	\$75,410.00	\$0.00	\$0.00
261001	Combustibles y Lubricantes vehiculos y	\$75,410.00	\$0.00	\$75,410.00	\$75,410.00	\$0.00	\$75,410.00	\$0.00	\$75,410.00	\$75,410.00	\$0.00	\$0.00
270000	Vestuario, blancos, prendas de protecc	\$2,016.00	-\$397.19	\$1,618.81	\$1,618.81	\$0.00	\$1,618.81	\$0.00	\$1,618.81	\$1,618.81	\$0.00	\$0.00
272000	Prendas de seguridad y protección personal	\$2,016.00	-\$397.19	\$1,618.81	\$1,618.81	\$0.00	\$1,618.81	\$0.00	\$1,618.81	\$1,618.81	\$0.00	\$0.00
272001	Prendas de Protección	\$2,016.00	-\$397.19	\$1,618.81	\$1,618.81	\$0.00	\$1,618.81	\$0.00	\$1,618.81	\$1,618.81	\$0.00	\$0.00
290000	Herramientas, refacciones y accesorios	\$32,669.00	-\$8,182.78	\$24,486.22	\$24,486.22	\$0.00	\$24,486.22	\$0.00	\$24,486.22	\$24,486.22	\$0.00	\$0.00
291000	Herramientas menores	\$8,978.00	-\$2,899.83	\$6,078.17	\$6,078.17	\$0.00	\$6,078.17	\$0.00	\$6,078.17	\$6,078.17	\$0.00	\$0.00
291001	Herramientas Menores	\$8,978.00	-\$2,899.83	\$6,078.17	\$6,078.17	\$0.00	\$6,078.17	\$0.00	\$6,078.17	\$6,078.17	\$0.00	\$0.00
292000	Refacciones y accesorios menores de vehículos	\$7,446.00	-\$1,362.96	\$6,083.04	\$6,083.04	\$0.00	\$6,083.04	\$0.00	\$6,083.04	\$6,083.04	\$0.00	\$0.00
292001	Refacciones y accesorios menores de vehículos	\$7,446.00	-\$1,362.96	\$6,083.04	\$6,083.04	\$0.00	\$6,083.04	\$0.00	\$6,083.04	\$6,083.04	\$0.00	\$0.00
294000	Refacciones y accesorios menores de maquinaria	\$4,640.00	\$0.00	\$4,640.00	\$4,640.00	\$0.00	\$4,640.00	\$0.00	\$4,640.00	\$4,640.00	\$0.00	\$0.00
294001	Refacciones y accesorios menores de maquinaria	\$4,640.00	\$0.00	\$4,640.00	\$4,640.00	\$0.00	\$4,640.00	\$0.00	\$4,640.00	\$4,640.00	\$0.00	\$0.00
299000	Refacciones y accesorios menores otros	\$11,605.00	-\$3,919.99	\$7,685.01	\$7,685.01	\$0.00	\$7,685.01	\$0.00	\$7,685.01	\$7,685.01	\$0.00	\$0.00
299001	Refacciones y accesorios menores otros	\$11,605.00	-\$3,919.99	\$7,685.01	\$7,685.01	\$0.00	\$7,685.01	\$0.00	\$7,685.01	\$7,685.01	\$0.00	\$0.00
300000	SERVICIOS GENERALES	\$1,125,510.00	-\$1,566.16	\$1,123,943.84	\$1,123,943.84	\$0.00	\$831,853.18	\$292,090.66	\$831,853.18	\$831,853.18	\$0.00	\$292,090.66



INSTITUTO TECNOLÓGICO SUPERIOR DE HUICHAPAN HIDALGO


Estado Analítico del Ejercicio del Presupuesto de Egresos por Proyecto/Proceso - Fuente Financiamiento Del 01/ene./2023 Al 30/sep./2023

Fecha y | 10/oct./2023

hora de Impresión | 09:11 a. m.

rptEstadoAnalíticoPresupuestoEgresos_PY_FF_EX

Ejercicio del Presupuesto	Egresos Aprobado	Ampliaciones / (Reducciones)	Egresos Modificado	Egresos Comprometido	Presupuesto Disponible para Comprometer	Egresos Devengado	Comprometido No Devengado	Egresos Ejercido	Pagado	Cuentas por Pagar Deuda	Subejercicio
310000 Servicios básicos	\$1,008,779.00	-\$90,202.52	\$918,576.48	\$918,576.48	\$0.00	\$626,785.82	\$291,790.66	\$626,785.82	\$626,785.82	\$0.00	\$291,790.66
311000 Energía eléctrica	\$247,950.00	\$24,524.00	\$272,474.00	\$272,474.00	\$0.00	\$244,354.00	\$28,120.00	\$244,354.00	\$244,354.00	\$0.00	\$28,120.00
311001 Servicio de Energía Eléctrica	\$247,950.00	\$24,524.00	\$272,474.00	\$272,474.00	\$0.00	\$244,354.00	\$28,120.00	\$244,354.00	\$244,354.00	\$0.00	\$28,120.00
313000 Agua	\$180,149.00	-\$82,713.46	\$97,435.54	\$97,435.54	\$0.00	\$94,662.54	\$2,773.00	\$94,662.54	\$94,662.54	\$0.00	\$2,773.00
313001 Servicio de Agua	\$180,149.00	-\$82,713.46	\$97,435.54	\$97,435.54	\$0.00	\$94,662.54	\$2,773.00	\$94,662.54	\$94,662.54	\$0.00	\$2,773.00
314000 Telefonía tradicional	\$20,880.00	-\$12,335.46	\$8,544.54	\$8,544.54	\$0.00	\$8,544.54	\$0.00	\$8,544.54	\$8,544.54	\$0.00	\$0.00
314001 Servicio Telefónico Tradicional	\$20,880.00	-\$12,335.46	\$8,544.54	\$8,544.54	\$0.00	\$8,544.54	\$0.00	\$8,544.54	\$8,544.54	\$0.00	\$0.00
317000 Servicios de acceso de Internet, redes	\$559,800.00	-\$19,677.60	\$540,122.40	\$540,122.40	\$0.00	\$279,224.74	\$260,897.66	\$279,224.74	\$279,224.74	\$0.00	\$260,897.66
317001 Servicios de Conducción de Señales A	\$559,800.00	-\$19,677.60	\$540,122.40	\$540,122.40	\$0.00	\$279,224.74	\$260,897.66	\$279,224.74	\$279,224.74	\$0.00	\$260,897.66
330000 Servicios profesionales, científicos, t	\$4,350.00	\$2,378.00	\$6,728.00	\$6,728.00	\$0.00	\$6,728.00	\$0.00	\$6,728.00	\$6,728.00	\$0.00	\$0.00
334000 Servicios de capacitación	\$0.00	\$2,378.00	\$2,378.00	\$2,378.00	\$0.00	\$2,378.00	\$0.00	\$2,378.00	\$2,378.00	\$0.00	\$0.00
334001 Capacitación	\$0.00	\$2,378.00	\$2,378.00	\$2,378.00	\$0.00	\$2,378.00	\$0.00	\$2,378.00	\$2,378.00	\$0.00	\$0.00
339000 Servicios profesionales, científicos y té	\$4,350.00	\$0.00	\$4,350.00	\$4,350.00	\$0.00	\$4,350.00	\$0.00	\$4,350.00	\$4,350.00	\$0.00	\$0.00
339001 Estudios e Investigaciones	\$4,350.00	\$0.00	\$4,350.00	\$4,350.00	\$0.00	\$4,350.00	\$0.00	\$4,350.00	\$4,350.00	\$0.00	\$0.00
340000 Servicios financieros, bancarios y cor	\$0.00	\$14,770.29	\$14,770.29	\$14,770.29	\$0.00	\$14,770.29	\$0.00	\$14,770.29	\$14,770.29	\$0.00	\$0.00
349000 Servicios financieros, bancarios y come	\$0.00	\$14,770.29	\$14,770.29	\$14,770.29	\$0.00	\$14,770.29	\$0.00	\$14,770.29	\$14,770.29	\$0.00	\$0.00
349001 Servicios financieros, bancarios y come	\$0.00	\$14,770.29	\$14,770.29	\$14,770.29	\$0.00	\$14,770.29	\$0.00	\$14,770.29	\$14,770.29	\$0.00	\$0.00
350000 Servicios de instalación, reparación, r	\$51,247.00	\$56,607.74	\$107,854.74	\$107,854.74	\$0.00	\$107,554.74	\$300.00	\$107,554.74	\$107,554.74	\$0.00	\$300.00
352000 Instalación, reparación y mantenimiento	\$12,653.00	-\$426.60	\$12,226.40	\$12,226.40	\$0.00	\$12,226.40	\$0.00	\$12,226.40	\$12,226.40	\$0.00	\$0.00
352001 Mantenimiento de Mobiliario y Equipo c	\$12,653.00	-\$426.60	\$12,226.40	\$12,226.40	\$0.00	\$12,226.40	\$0.00	\$12,226.40	\$12,226.40	\$0.00	\$0.00
355000 Reparación y mantenimiento de equipoc	\$38,594.00	\$57,034.34	\$95,628.34	\$95,628.34	\$0.00	\$95,328.34	\$300.00	\$95,328.34	\$95,328.34	\$0.00	\$300.00
355001 Mantenimiento de Vehículos	\$38,594.00	\$33,834.34	\$72,428.34	\$72,428.34	\$0.00	\$72,128.34	\$300.00	\$72,128.34	\$72,128.34	\$0.00	\$300.00
355002 Reparación Mayor de Vehículos	\$0.00	\$23,200.00	\$23,200.00	\$23,200.00	\$0.00	\$23,200.00	\$0.00	\$23,200.00	\$23,200.00	\$0.00	\$0.00
360000 Servicios de comunicación social y p	\$21,000.00	\$6,990.70	\$27,990.70	\$27,990.70	\$0.00	\$27,990.70	\$0.00	\$27,990.70	\$27,990.70	\$0.00	\$0.00
361000 Difusión por radio, televisión y otros me	\$21,000.00	-\$9.30	\$20,990.70	\$20,990.70	\$0.00	\$20,990.70	\$0.00	\$20,990.70	\$20,990.70	\$0.00	\$0.00
361002 Impresiones y Publicaciones Oficiales	\$21,000.00	-\$9.30	\$20,990.70	\$20,990.70	\$0.00	\$20,990.70	\$0.00	\$20,990.70	\$20,990.70	\$0.00	\$0.00
362000 Difusión por radio, televisión y otros me	\$0.00	\$7,000.00	\$7,000.00	\$7,000.00	\$0.00	\$7,000.00	\$0.00	\$7,000.00	\$7,000.00	\$0.00	\$0.00
362001 Difusión por radio, televisión y otros me	\$0.00	\$7,000.00	\$7,000.00	\$7,000.00	\$0.00	\$7,000.00	\$0.00	\$7,000.00	\$7,000.00	\$0.00	\$0.00
370000 Servicios de traslado y viáticos	\$28,634.00	\$6,181.17	\$34,815.17	\$34,815.17	\$0.00	\$34,815.17	\$0.00	\$34,815.17	\$34,815.17	\$0.00	\$0.00
371000 Pasajes aéreos	\$0.00	\$4,000.00	\$4,000.00	\$4,000.00	\$0.00	\$4,000.00	\$0.00	\$4,000.00	\$4,000.00	\$0.00	\$0.00
371001 Pasajes aéreos	\$0.00	\$4,000.00	\$4,000.00	\$4,000.00	\$0.00	\$4,000.00	\$0.00	\$4,000.00	\$4,000.00	\$0.00	\$0.00
372000 Pasajes terrestres	\$975.00	-\$628.00	\$347.00	\$347.00	\$0.00	\$347.00	\$0.00	\$347.00	\$347.00	\$0.00	\$0.00
372001 Pasajes terrestres	\$975.00	-\$628.00	\$347.00	\$347.00	\$0.00	\$347.00	\$0.00	\$347.00	\$347.00	\$0.00	\$0.00



**INSTITUTO TECNOLÓGICO SUPERIOR DE HUICHAPAN
HIDALGO**

Estado Analítico del Ejercicio del Presupuesto de Egresos por Proyecto/Proceso - Fuente Financiamiento Del 01/ene./2023 Al 30/sep./2023

Fecha y 10/oct./2023

hora de Impresión 09:11 a. m.

supervisor
rptEstadoAnaliticoPresupuestoEgresos_PY_FF_EX

Ejercicio del Presupuesto	Egresos Aprobado	Ampliaciones / (Reducciones)	Egresos Modificado	Egresos Comprometido	Presupuesto Disponible para Comprometer	Egresos Devengado	Comprometido No Devengado	Egresos Ejercido	Pagado	Cuentas por Pagar Deuda	Subejercicio
375000 Viáticos en el país	\$27,659.00	\$2,809.17	\$30,468.17	\$30,468.17	\$0.00	\$30,468.17	\$0.00	\$30,468.17	\$30,468.17	\$0.00	\$0.00
375001 Viáticos en el país	\$27,659.00	\$2,809.17	\$30,468.17	\$30,468.17	\$0.00	\$30,468.17	\$0.00	\$30,468.17	\$30,468.17	\$0.00	\$0.00
390000 Otros servicios generales	\$11,500.00	\$1,708.46	\$13,208.46	\$13,208.46	\$0.00	\$13,208.46	\$0.00	\$13,208.46	\$13,208.46	\$0.00	\$0.00
392000 Impuestos y derechos	\$11,500.00	-\$726.00	\$10,774.00	\$10,774.00	\$0.00	\$10,774.00	\$0.00	\$10,774.00	\$10,774.00	\$0.00	\$0.00
392006 Pago de derechos	\$11,500.00	-\$726.00	\$10,774.00	\$10,774.00	\$0.00	\$10,774.00	\$0.00	\$10,774.00	\$10,774.00	\$0.00	\$0.00
399000 Otros servicios generales	\$0.00	\$2,434.46	\$2,434.46	\$2,434.46	\$0.00	\$2,434.46	\$0.00	\$2,434.46	\$2,434.46	\$0.00	\$0.00
399006 Otros servicios generales	\$0.00	\$2,434.46	\$2,434.46	\$2,434.46	\$0.00	\$2,434.46	\$0.00	\$2,434.46	\$2,434.46	\$0.00	\$0.00
Recurso Federal	\$23,783,309.00	-\$1,044,095.75	\$22,739,213.25	\$22,739,213.25	\$0.00	\$21,051,151.89	\$1,688,061.36	\$19,611,385.31	\$19,611,385.31	\$1,439,766.58	\$1,688,061.36
PROGRAMA DE GESTIÓN ADM	\$51,400,577.00	-\$2,021,659.43	\$49,378,917.57	\$49,374,153.80	\$4,763.77	\$45,401,863.51	\$3,972,290.29	\$40,773,112.44	\$40,773,112.44	\$4,628,751.07	\$3,977,054.06

06 FORTALECIMIENTO AL SISTEMA DE EDUCACION


11 Recurso Fiscal

400000 TRANSFERENCIAS, ASIGNACIONES	\$3,152,214.00	-\$3,152,214.00	\$0.00	\$0.00	\$0.00	\$0.00	\$0.00	\$0.00	\$0.00	\$0.00	\$0.00
410000 Transferencias internas y asignaciones	\$3,152,214.00	-\$3,152,214.00	\$0.00	\$0.00	\$0.00	\$0.00	\$0.00	\$0.00	\$0.00	\$0.00	\$0.00
415000 Transferencias internas otorgadas a entidades	\$3,152,214.00	-\$3,152,214.00	\$0.00	\$0.00	\$0.00	\$0.00	\$0.00	\$0.00	\$0.00	\$0.00	\$0.00
415001 Transferencias internas otorgadas a entidades	\$3,152,214.00	-\$3,152,214.00	\$0.00	\$0.00	\$0.00	\$0.00	\$0.00	\$0.00	\$0.00	\$0.00	\$0.00
Recurso Fiscal	\$3,152,214.00	-\$3,152,214.00	\$0.00	\$0.00	\$0.00	\$0.00	\$0.00	\$0.00	\$0.00	\$0.00	\$0.00
FORTALECIMIENTO AL SISTEMA DE EDUCACION	\$3,152,214.00	-\$3,152,214.00	\$0.00	\$0.00	\$0.00	\$0.00	\$0.00	\$0.00	\$0.00	\$0.00	\$0.00

07 PLATAFORMA DE INVESTIGACION DE AGRICULTURA DE CONSERVACION EN HUICHAPAN HGO AÑO SIETE

15 Recurso Federal

200000 MATERIALES Y SUMINISTROS	\$0.00	\$32,114.00	\$32,114.00	\$32,114.00	\$0.00	\$32,114.00	\$0.00	\$32,114.00	\$32,114.00	\$0.00	\$0.00
210000 Materiales de administración, emisión	\$0.00	\$986.00	\$986.00	\$986.00	\$0.00	\$986.00	\$0.00	\$986.00	\$986.00	\$0.00	\$0.00
211000 Materiales, útiles y equipos menores de	\$0.00	\$986.00	\$986.00	\$986.00	\$0.00	\$986.00	\$0.00	\$986.00	\$986.00	\$0.00	\$0.00
211001 Material de Oficina	\$0.00	\$986.00	\$986.00	\$986.00	\$0.00	\$986.00	\$0.00	\$986.00	\$986.00	\$0.00	\$0.00
250000 Productos químicos, farmacéuticos y	\$0.00	\$27,028.00	\$27,028.00	\$27,028.00	\$0.00	\$27,028.00	\$0.00	\$27,028.00	\$27,028.00	\$0.00	\$0.00
252000 Fertilizantes, pesticidas y otros agroquímicos	\$0.00	\$27,028.00	\$27,028.00	\$27,028.00	\$0.00	\$27,028.00	\$0.00	\$27,028.00	\$27,028.00	\$0.00	\$0.00
252001 Plaguicidas, Abonos y Fertilizantes	\$0.00	\$27,028.00	\$27,028.00	\$27,028.00	\$0.00	\$27,028.00	\$0.00	\$27,028.00	\$27,028.00	\$0.00	\$0.00



**INSTITUTO TECNOLÓGICO SUPERIOR DE HUICHAPAN
HIDALGO**

Estado Analítico del Ejercicio del Presupuesto de Egresos por Proyecto/Proceso - Fuente Financiamiento Del 01/ene./2023 Al 30/sep./2023

Fecha y 10/oct./2023

hora de Impresión 09:11 a. m.

supervisor
rptEstadoAnaliticoPresupuestoEgresos_PY_FF_EX

Ejercicio del Presupuesto	Egresos Aprobado	Ampliaciones / (Reducciones)	Egresos Modificado	Egresos Comprometido	Presupuesto Disponible para Comprometer	Egresos Devengado	Comprometido No Devengado	Egresos Ejercido	Pagado	Cuentas por Pagar Deuda	Subejercicio
260000 Combustibles, lubricantes y aditivos	\$0.00	\$4,100.00	\$4,100.00	\$4,100.00	\$0.00	\$4,100.00	\$0.00	\$4,100.00	\$4,100.00	\$0.00	\$0.00
261000 Combustibles, lubricantes y aditivos	\$0.00	\$4,100.00	\$4,100.00	\$4,100.00	\$0.00	\$4,100.00	\$0.00	\$4,100.00	\$4,100.00	\$0.00	\$0.00
261001 Combustibles y Lubricantes vehiculos)	\$0.00	\$4,100.00	\$4,100.00	\$4,100.00	\$0.00	\$4,100.00	\$0.00	\$4,100.00	\$4,100.00	\$0.00	\$0.00
400000 TRANSFERENCIAS, ASIGNACIONES Y SUBSIDIOS	\$0.00	\$38,667.00	\$38,667.00	\$38,667.00	\$0.00	\$38,667.00	\$0.00	\$38,667.00	\$38,667.00	\$0.00	\$0.00
440000 Ayudas sociales	\$0.00	\$38,667.00	\$38,667.00	\$38,667.00	\$0.00	\$38,667.00	\$0.00	\$38,667.00	\$38,667.00	\$0.00	\$0.00
442000 Becas y otras ayudas para programas de estudio	\$0.00	\$38,667.00	\$38,667.00	\$38,667.00	\$0.00	\$38,667.00	\$0.00	\$38,667.00	\$38,667.00	\$0.00	\$0.00
442001 Becas	\$0.00	\$38,667.00	\$38,667.00	\$38,667.00	\$0.00	\$38,667.00	\$0.00	\$38,667.00	\$38,667.00	\$0.00	\$0.00
Recurso Federal	\$0.00	\$70,781.00	\$70,781.00	\$70,781.00	\$0.00	\$70,781.00	\$0.00	\$70,781.00	\$70,781.00	\$0.00	\$0.00
PLATAFORMA DE INVESTIGACION Y DESARROLLO TECNOLÓGICO	\$0.00	\$70,781.00	\$70,781.00	\$70,781.00	\$0.00	\$70,781.00	\$0.00	\$70,781.00	\$70,781.00	\$0.00	\$0.00

09 SERVICIO DE ENSEÑANZA DE UNA SEGUNDA LENGUA (INGLES)


11 Recurso Fiscal

300000 SERVICIOS GENERALES	\$0.00	\$211,000.00	\$211,000.00	\$211,000.00	\$0.00	\$211,000.00	\$0.00	\$211,000.00	\$211,000.00	\$0.00	\$0.00
390000 Otros servicios generales	\$0.00	\$211,000.00	\$211,000.00	\$211,000.00	\$0.00	\$211,000.00	\$0.00	\$211,000.00	\$211,000.00	\$0.00	\$0.00
399000 Otros servicios generales	\$0.00	\$211,000.00	\$211,000.00	\$211,000.00	\$0.00	\$211,000.00	\$0.00	\$211,000.00	\$211,000.00	\$0.00	\$0.00
399006 Otros servicios generales	\$0.00	\$211,000.00	\$211,000.00	\$211,000.00	\$0.00	\$211,000.00	\$0.00	\$211,000.00	\$211,000.00	\$0.00	\$0.00
Recurso Fiscal	\$0.00	\$211,000.00	\$211,000.00	\$211,000.00	\$0.00	\$211,000.00	\$0.00	\$211,000.00	\$211,000.00	\$0.00	\$0.00
SERVICIO DE ENSEÑANZA DE UNA SEGUNDA LENGUA (INGLES)	\$0.00	\$211,000.00	\$211,000.00	\$211,000.00	\$0.00	\$211,000.00	\$0.00	\$211,000.00	\$211,000.00	\$0.00	\$0.00

10 PROGRAMA PARA EL DESARROLLO PROFESIONAL DOCENTE (PRODEP 2022)

15 Recurso Federal

500000 BIENES MUEBLES, INMUEBLES	\$0.00	\$50,000.00	\$50,000.00	\$50,000.00	\$0.00	\$50,000.00	\$0.00	\$50,000.00	\$50,000.00	\$0.00	\$0.00
510000 Mobiliario y equipo de administración	\$0.00	\$50,000.00	\$50,000.00	\$50,000.00	\$0.00	\$50,000.00	\$0.00	\$50,000.00	\$50,000.00	\$0.00	\$0.00
515000 Equipo de cómputo y de tecnología de información	\$0.00	\$50,000.00	\$50,000.00	\$50,000.00	\$0.00	\$50,000.00	\$0.00	\$50,000.00	\$50,000.00	\$0.00	\$0.00
515001 Bienes informáticos	\$0.00	\$50,000.00	\$50,000.00	\$50,000.00	\$0.00	\$50,000.00	\$0.00	\$50,000.00	\$50,000.00	\$0.00	\$0.00
Recurso Federal	\$0.00	\$50,000.00	\$50,000.00	\$50,000.00	\$0.00	\$50,000.00	\$0.00	\$50,000.00	\$50,000.00	\$0.00	\$0.00



**INSTITUTO TECNOLÓGICO SUPERIOR DE HUICHAPAN
HIDALGO**

Estado Analítico del Ejercicio del Presupuesto de Egresos por Proyecto/Proceso - Fuente Financiamiento Del 01/ene./2023 Al 30/sep./2023

Fecha y | 10/oct./2023

hora de Impresión | 09:11 a. m.

supervisor
rptEstadoAnalíticoPresupuestoEgresos_PY_FF_EX

Ejercicio del Presupuesto	Egresos Aprobado	Ampliaciones / (Reducciones)	Egresos Modificado	Egresos Comprometido	Presupuesto Disponible para Comprometer	Egresos Devengado	Comprometido No Devengado	Egresos Ejercido	Pagado	Cuentas por Pagar Deuda	Subejercicio
PROGRAMA PARA EL DESARI	\$0.00	\$50,000.00	\$50,000.00	\$50,000.00	\$0.00	\$50,000.00	\$0.00	\$50,000.00	\$50,000.00	\$0.00	\$0.00


11 APROVECHAMIENTO SUSTENTABLE DE RESIDUOS AGROINDUSTRIALES DE OPUNTIA FICUS

11 Recurso Fiscal

200000	MATERIALES Y SUMINISTROS	\$0.00	\$37,720.06	\$37,720.06	\$37,720.06	\$0.00	\$34,074.10	\$3,645.96	\$12,872.16	\$12,872.16	\$21,201.94	\$3,645.96
210000	Materiales de administración, emisor	\$0.00	\$23,593.28	\$23,593.28	\$23,593.28	\$0.00	\$23,593.28	\$0.00	\$3,677.54	\$3,677.54	\$19,915.74	\$0.00
211000	Materiales, útiles y equipos menores de	\$0.00	\$10,207.13	\$10,207.13	\$10,207.13	\$0.00	\$10,207.13	\$0.00	\$3,253.06	\$3,253.06	\$6,954.07	\$0.00
211001	Material de Oficina	\$0.00	\$10,207.13	\$10,207.13	\$10,207.13	\$0.00	\$10,207.13	\$0.00	\$3,253.06	\$3,253.06	\$6,954.07	\$0.00
212000	Materiales y útiles de impresión y repro	\$0.00	\$8,886.93	\$8,886.93	\$8,886.93	\$0.00	\$8,886.93	\$0.00	\$0.00	\$0.00	\$8,886.93	\$0.00
212001	Materiales y Útiles de Impresión	\$0.00	\$8,886.93	\$8,886.93	\$8,886.93	\$0.00	\$8,886.93	\$0.00	\$0.00	\$0.00	\$8,886.93	\$0.00
214000	Materiales, útiles y equipos menores de	\$0.00	\$4,499.22	\$4,499.22	\$4,499.22	\$0.00	\$4,499.22	\$0.00	\$424.48	\$424.48	\$4,074.74	\$0.00
214001	Material para Bienes Informáticos	\$0.00	\$4,499.22	\$4,499.22	\$4,499.22	\$0.00	\$4,499.22	\$0.00	\$424.48	\$424.48	\$4,074.74	\$0.00
240000	Materiales y artículos de construcción	\$0.00	\$3,249.96	\$3,249.96	\$3,249.96	\$0.00	\$1,944.60	\$1,305.36	\$1,944.60	\$1,944.60	\$0.00	\$1,305.36
246000	Material eléctrico y electrónico	\$0.00	\$3,249.96	\$3,249.96	\$3,249.96	\$0.00	\$1,944.60	\$1,305.36	\$1,944.60	\$1,944.60	\$0.00	\$1,305.36
246001	Material Eléctrico	\$0.00	\$3,249.96	\$3,249.96	\$3,249.96	\$0.00	\$1,944.60	\$1,305.36	\$1,944.60	\$1,944.60	\$0.00	\$1,305.36
250000	Productos químicos, farmacéuticos y	\$0.00	\$8,783.10	\$8,783.10	\$8,783.10	\$0.00	\$6,442.50	\$2,340.60	\$6,442.50	\$6,442.50	\$0.00	\$2,340.60
255000	Materiales, accesorios y suministros de	\$0.00	\$8,783.10	\$8,783.10	\$8,783.10	\$0.00	\$6,442.50	\$2,340.60	\$6,442.50	\$6,442.50	\$0.00	\$2,340.60
255001	Materiales y Suministros de Laboratorio	\$0.00	\$8,783.10	\$8,783.10	\$8,783.10	\$0.00	\$6,442.50	\$2,340.60	\$6,442.50	\$6,442.50	\$0.00	\$2,340.60
290000	Herramientas, refacciones y accesorios	\$0.00	\$2,093.72	\$2,093.72	\$2,093.72	\$0.00	\$2,093.72	\$0.00	\$807.52	\$807.52	\$1,286.20	\$0.00
294000	Refacciones y accesorios menores de	\$0.00	\$2,093.72	\$2,093.72	\$2,093.72	\$0.00	\$2,093.72	\$0.00	\$807.52	\$807.52	\$1,286.20	\$0.00
294001	Refacciones y accesorios menores de	\$0.00	\$2,093.72	\$2,093.72	\$2,093.72	\$0.00	\$2,093.72	\$0.00	\$807.52	\$807.52	\$1,286.20	\$0.00
Recurso Fiscal		\$0.00	\$37,720.06	\$37,720.06	\$37,720.06	\$0.00	\$34,074.10	\$3,645.96	\$12,872.16	\$12,872.16	\$21,201.94	\$3,645.96

15 Recurso Federal

200000	MATERIALES Y SUMINISTROS	\$0.00	\$37,720.10	\$37,720.10	\$37,720.10	\$0.00	\$34,074.14	\$3,645.96	\$12,872.17	\$12,872.17	\$21,201.97	\$3,645.96
210000	Materiales de administración, emisor	\$0.00	\$23,593.32	\$23,593.32	\$23,593.32	\$0.00	\$23,593.32	\$0.00	\$3,677.55	\$3,677.55	\$19,915.77	\$0.00
211000	Materiales, útiles y equipos menores de	\$0.00	\$10,207.16	\$10,207.16	\$10,207.16	\$0.00	\$10,207.16	\$0.00	\$3,253.07	\$3,253.07	\$6,954.09	\$0.00
211001	Material de Oficina	\$0.00	\$10,207.16	\$10,207.16	\$10,207.16	\$0.00	\$10,207.16	\$0.00	\$3,253.07	\$3,253.07	\$6,954.09	\$0.00
212000	Materiales y útiles de impresión y repro	\$0.00	\$8,886.94	\$8,886.94	\$8,886.94	\$0.00	\$8,886.94	\$0.00	\$0.00	\$0.00	\$8,886.94	\$0.00
212001	Materiales y Útiles de Impresión	\$0.00	\$8,886.94	\$8,886.94	\$8,886.94	\$0.00	\$8,886.94	\$0.00	\$0.00	\$0.00	\$8,886.94	\$0.00
214000	Materiales, útiles y equipos menores de	\$0.00	\$4,499.22	\$4,499.22	\$4,499.22	\$0.00	\$4,499.22	\$0.00	\$424.48	\$424.48	\$4,074.74	\$0.00
214001	Material para Bienes Informáticos	\$0.00	\$4,499.22	\$4,499.22	\$4,499.22	\$0.00	\$4,499.22	\$0.00	\$424.48	\$424.48	\$4,074.74	\$0.00



**INSTITUTO TECNOLÓGICO SUPERIOR DE HUICHAPAN
HIDALGO**

Estado Analítico del Ejercicio del Presupuesto de Egresos por Proyecto/Proceso - Fuente Financiamiento Del 01/ene./2023 Al 30/sep./2023

Fecha y | 10/oct./2023

rptEstadoAnaliticoPresupuestoEgresos_PY_FF_EX

hora de Impresión | 09:11 a. m.


Ejercicio del Presupuesto	Egresos Aprobado	Ampliaciones / (Reducciones)	Egresos Modificado	Egresos Comprometido	Presupuesto Disponible para Comprometer	Egresos Devengado	Comprometido No Devengado	Egresos Ejercido	Pagado	Cuentas por Pagar Deuda	Subejercicio	
240000	Materiales y artículos de construcción	\$0.00	\$3,249.96	\$3,249.96	\$3,249.96	\$0.00	\$1,944.60	\$1,305.36	\$1,944.60	\$1,944.60	\$0.00	\$1,305.36
246000	Material eléctrico y electrónico	\$0.00	\$3,249.96	\$3,249.96	\$3,249.96	\$0.00	\$1,944.60	\$1,305.36	\$1,944.60	\$1,944.60	\$0.00	\$1,305.36
246001	Material Eléctrico	\$0.00	\$3,249.96	\$3,249.96	\$3,249.96	\$0.00	\$1,944.60	\$1,305.36	\$1,944.60	\$1,944.60	\$0.00	\$1,305.36
250000	Productos químicos, farmacéuticos y	\$0.00	\$8,783.10	\$8,783.10	\$8,783.10	\$0.00	\$6,442.50	\$2,340.60	\$6,442.50	\$6,442.50	\$0.00	\$2,340.60
255000	Materiales, accesorios y suministros de	\$0.00	\$8,783.10	\$8,783.10	\$8,783.10	\$0.00	\$6,442.50	\$2,340.60	\$6,442.50	\$6,442.50	\$0.00	\$2,340.60
255001	Materiales y Suministros de Laboratoric	\$0.00	\$8,783.10	\$8,783.10	\$8,783.10	\$0.00	\$6,442.50	\$2,340.60	\$6,442.50	\$6,442.50	\$0.00	\$2,340.60
290000	Herramientas, refacciones y accesorii	\$0.00	\$2,093.72	\$2,093.72	\$2,093.72	\$0.00	\$2,093.72	\$0.00	\$807.52	\$807.52	\$1,286.20	\$0.00
294000	Refacciones y accesorios menores de i	\$0.00	\$2,093.72	\$2,093.72	\$2,093.72	\$0.00	\$2,093.72	\$0.00	\$807.52	\$807.52	\$1,286.20	\$0.00
294001	Refacciones y accesorios menores de i	\$0.00	\$2,093.72	\$2,093.72	\$2,093.72	\$0.00	\$2,093.72	\$0.00	\$807.52	\$807.52	\$1,286.20	\$0.00
Recurso Federal		\$0.00	\$37,720.10	\$37,720.10	\$37,720.10	\$0.00	\$34,074.14	\$3,645.96	\$12,872.17	\$12,872.17	\$21,201.97	\$3,645.96
APROVECHAMIENTO SUSTEN		\$0.00	\$75,440.16	\$75,440.16	\$75,440.16	\$0.00	\$68,148.24	\$7,291.92	\$25,744.33	\$25,744.33	\$42,403.91	\$7,291.92

12

ESTUFA SOLAR PARA LAS PRINCIPALES ACTIVIDADES ECONÓMICAS Y SOCIALES EN ZONAS RURALES

11 Recurso Fiscal

200000	MATERIALES Y SUMINISTROS	\$0.00	\$42,685.74	\$42,685.74	\$42,685.74	\$0.00	\$25,759.61	\$16,926.13	\$7,963.76	\$7,963.76	\$17,795.85	\$16,926.13
210000	Materiales de administración, emisió	\$0.00	\$10,399.21	\$10,399.21	\$10,399.21	\$0.00	\$10,399.21	\$0.00	\$1,743.11	\$1,743.11	\$8,656.10	\$0.00
211000	Materiales, útiles y equipos menores de	\$0.00	\$6,527.12	\$6,527.12	\$6,527.12	\$0.00	\$6,527.12	\$0.00	\$1,743.11	\$1,743.11	\$4,784.01	\$0.00
211001	Material de Oficina	\$0.00	\$6,527.12	\$6,527.12	\$6,527.12	\$0.00	\$6,527.12	\$0.00	\$1,743.11	\$1,743.11	\$4,784.01	\$0.00
212000	Materiales y útiles de impresión y repro	\$0.00	\$3,872.09	\$3,872.09	\$3,872.09	\$0.00	\$3,872.09	\$0.00	\$0.00	\$0.00	\$3,872.09	\$0.00
212001	Materiales y Útiles de Impresión	\$0.00	\$3,872.09	\$3,872.09	\$3,872.09	\$0.00	\$3,872.09	\$0.00	\$0.00	\$0.00	\$3,872.09	\$0.00
240000	Materiales y artículos de construcción	\$0.00	\$20,227.94	\$20,227.94	\$20,227.94	\$0.00	\$10,781.81	\$9,446.13	\$5,774.89	\$5,774.89	\$5,006.92	\$9,446.13
245000	Vidrio y productos de vidrio	\$0.00	\$7,316.70	\$7,316.70	\$7,316.70	\$0.00	\$0.00	\$7,316.70	\$0.00	\$0.00	\$0.00	\$7,316.70
245001	Vidrio y productos de vidrio	\$0.00	\$7,316.70	\$7,316.70	\$7,316.70	\$0.00	\$0.00	\$7,316.70	\$0.00	\$0.00	\$0.00	\$7,316.70
246000	Material eléctrico y electrónico	\$0.00	\$8,636.24	\$8,636.24	\$8,636.24	\$0.00	\$6,506.81	\$2,129.43	\$1,499.89	\$1,499.89	\$5,006.92	\$2,129.43
246001	Material Eléctrico	\$0.00	\$2,172.45	\$2,172.45	\$2,172.45	\$0.00	\$1,035.08	\$1,137.37	\$1,035.08	\$1,035.08	\$0.00	\$1,137.37
246002	Material Electrónico	\$0.00	\$6,463.79	\$6,463.79	\$6,463.79	\$0.00	\$5,471.73	\$992.06	\$464.81	\$464.81	\$5,006.92	\$992.06
247000	Artículos metálicos para la construcción	\$0.00	\$4,275.00	\$4,275.00	\$4,275.00	\$0.00	\$4,275.00	\$0.00	\$4,275.00	\$4,275.00	\$0.00	\$0.00
247001	Artículos metálicos para la construcción	\$0.00	\$4,275.00	\$4,275.00	\$4,275.00	\$0.00	\$4,275.00	\$0.00	\$4,275.00	\$4,275.00	\$0.00	\$0.00
250000	Productos químicos, farmacéuticos y	\$0.00	\$7,480.00	\$7,480.00	\$7,480.00	\$0.00	\$0.00	\$7,480.00	\$0.00	\$0.00	\$0.00	\$7,480.00
255000	Materiales, accesorios y suministros de	\$0.00	\$7,480.00	\$7,480.00	\$7,480.00	\$0.00	\$0.00	\$7,480.00	\$0.00	\$0.00	\$0.00	\$7,480.00




**INSTITUTO TECNOLÓGICO SUPERIOR DE HUICHAPAN
HIDALGO**

Estado Analítico del Ejercicio del Presupuesto de Egresos por Proyecto/Proceso - Fuente Financiamiento Del 01/ene./2023 Al 30/sep./2023

supervisor
rptEstadoAnalíticoPresupuestoEgresos_PY_FF_EX

Fecha y hora de Impresión | 10/oct./2023
09:11 a. m.

Ejercicio del Presupuesto		Egresos Aprobado	Ampliaciones / (Reducciones)	Egresos Modificado	Egresos Comprometido	Presupuesto Disponible para Comprometer	Egresos Devengado	Comprometido No Devengado	Egresos Ejercido	Pagado	Cuentas por Pagar Deuda	Subejercicio
255001	Materiales y Suministros de Laboratoric	\$0.00	\$7,480.00	\$7,480.00	\$7,480.00	\$0.00	\$0.00	\$7,480.00	\$0.00	\$0.00	\$0.00	\$7,480.00
290000	Herramientas, refacciones y accesorios	\$0.00	\$4,578.59	\$4,578.59	\$4,578.59	\$0.00	\$4,578.59	\$0.00	\$445.76	\$445.76	\$4,132.83	\$0.00
294000	Refacciones y accesorios menores de	\$0.00	\$4,578.59	\$4,578.59	\$4,578.59	\$0.00	\$4,578.59	\$0.00	\$445.76	\$445.76	\$4,132.83	\$0.00
294001	Refacciones y accesorios menores de	\$0.00	\$4,578.59	\$4,578.59	\$4,578.59	\$0.00	\$4,578.59	\$0.00	\$445.76	\$445.76	\$4,132.83	\$0.00
Recurso Fiscal		\$0.00	\$42,685.74	\$42,685.74	\$42,685.74	\$0.00	\$25,759.61	\$16,926.13	\$7,963.76	\$7,963.76	\$17,795.85	\$16,926.13
15 Recurso Federal												
200000	MATERIALES Y SUMINISTROS	\$0.00	\$42,685.82	\$42,685.82	\$42,685.82	\$0.00	\$25,759.69	\$16,926.13	\$7,963.81	\$7,963.81	\$17,795.88	\$16,926.13
210000	Materiales de administración, emisior	\$0.00	\$10,399.22	\$10,399.22	\$10,399.22	\$0.00	\$10,399.22	\$0.00	\$1,743.12	\$1,743.12	\$8,656.10	\$0.00
211000	Materiales, útiles y equipos menores de	\$0.00	\$6,527.13	\$6,527.13	\$6,527.13	\$0.00	\$6,527.13	\$0.00	\$1,743.12	\$1,743.12	\$4,784.01	\$0.00
211001	Material de Oficina	\$0.00	\$6,527.13	\$6,527.13	\$6,527.13	\$0.00	\$6,527.13	\$0.00	\$1,743.12	\$1,743.12	\$4,784.01	\$0.00
212000	Materiales y útiles de impresión y reprc	\$0.00	\$3,872.09	\$3,872.09	\$3,872.09	\$0.00	\$3,872.09	\$0.00	\$0.00	\$0.00	\$3,872.09	\$0.00
212001	Materiales y Útiles de Impresión	\$0.00	\$3,872.09	\$3,872.09	\$3,872.09	\$0.00	\$3,872.09	\$0.00	\$0.00	\$0.00	\$3,872.09	\$0.00
240000	Materiales y artículos de construcción	\$0.00	\$20,227.98	\$20,227.98	\$20,227.98	\$0.00	\$10,781.85	\$9,446.13	\$5,774.92	\$5,774.92	\$5,006.93	\$9,446.13
245000	Vidrio y productos de vidrio	\$0.00	\$7,316.70	\$7,316.70	\$7,316.70	\$0.00	\$0.00	\$7,316.70	\$0.00	\$0.00	\$0.00	\$7,316.70
245001	Vidrio y productos de vidrio	\$0.00	\$7,316.70	\$7,316.70	\$7,316.70	\$0.00	\$0.00	\$7,316.70	\$0.00	\$0.00	\$0.00	\$7,316.70
246000	Material eléctrico y electrónico	\$0.00	\$8,636.27	\$8,636.27	\$8,636.27	\$0.00	\$6,506.84	\$2,129.43	\$1,499.91	\$1,499.91	\$5,006.93	\$2,129.43
246001	Material Eléctrico	\$0.00	\$2,172.47	\$2,172.47	\$2,172.47	\$0.00	\$1,035.10	\$1,137.37	\$1,035.10	\$1,035.10	\$0.00	\$1,137.37
246002	Material Electrónico	\$0.00	\$6,463.80	\$6,463.80	\$6,463.80	\$0.00	\$5,471.74	\$992.06	\$464.81	\$464.81	\$5,006.93	\$992.06
247000	Artículos metálicos para la construcci	\$0.00	\$4,275.01	\$4,275.01	\$4,275.01	\$0.00	\$4,275.01	\$0.00	\$4,275.01	\$4,275.01	\$0.00	\$0.00
247001	Artículos metálicos para la construcci	\$0.00	\$4,275.01	\$4,275.01	\$4,275.01	\$0.00	\$4,275.01	\$0.00	\$4,275.01	\$4,275.01	\$0.00	\$0.00
250000	Productos quimicos, farmacéuticos y	\$0.00	\$7,480.00	\$7,480.00	\$7,480.00	\$0.00	\$0.00	\$7,480.00	\$0.00	\$0.00	\$0.00	\$7,480.00
255000	Materiales, accesorios y suministros de	\$0.00	\$7,480.00	\$7,480.00	\$7,480.00	\$0.00	\$0.00	\$7,480.00	\$0.00	\$0.00	\$0.00	\$7,480.00
255001	Materiales y Suministros de Laboratoric	\$0.00	\$7,480.00	\$7,480.00	\$7,480.00	\$0.00	\$0.00	\$7,480.00	\$0.00	\$0.00	\$0.00	\$7,480.00
290000	Herramientas, refacciones y accesorios	\$0.00	\$4,578.62	\$4,578.62	\$4,578.62	\$0.00	\$4,578.62	\$0.00	\$445.77	\$445.77	\$4,132.85	\$0.00
294000	Refacciones y accesorios menores de	\$0.00	\$4,578.62	\$4,578.62	\$4,578.62	\$0.00	\$4,578.62	\$0.00	\$445.77	\$445.77	\$4,132.85	\$0.00
294001	Refacciones y accesorios menores de	\$0.00	\$4,578.62	\$4,578.62	\$4,578.62	\$0.00	\$4,578.62	\$0.00	\$445.77	\$445.77	\$4,132.85	\$0.00
Recurso Federal		\$0.00	\$42,685.82	\$42,685.82	\$42,685.82	\$0.00	\$25,759.69	\$16,926.13	\$7,963.81	\$7,963.81	\$17,795.88	\$16,926.13
ESTUFA SOLAR PARA LAS PF		\$0.00	\$85,371.56	\$85,371.56	\$85,371.56	\$0.00	\$51,519.30	\$33,852.26	\$15,927.57	\$15,927.57	\$35,591.73	\$33,852.26



**INSTITUTO TECNOLÓGICO SUPERIOR DE HUICHAPAN
HIDALGO**

Estado Analítico del Ejercicio del Presupuesto de Egresos por Proyecto/Proceso - Fuente Financiamiento Del 01/ene./2023 Al 30/sep./2023

Fecha y | 10/oct./2023


hora de Impresión | 09:11 a. m.

rptEstadoAnaliticoPresupuestoEgresos_PY_FF_EX

Ejercicio del Presupuesto	Egresos Aprobado	Ampliaciones / (Reducciones)	Egresos Modificado	Egresos Comprometido	Presupuesto Disponible para Comprometer	Egresos Devengado	Comprometido No Devengado	Egresos Ejercido	Pagado	Cuentas por Pagar Deuda	Subejercicio	
11 Recurso Fiscal												
200000	MATERIALES Y SUMINISTROS	\$0.00	\$40,203.10	\$40,203.10	\$40,203.10	\$0.00	\$35,714.97	\$4,488.13	\$5,571.55	\$5,571.55	\$30,143.42	\$4,488.13
210000	Materiales de administración, emisió	\$0.00	\$26,964.54	\$26,964.54	\$26,964.54	\$0.00	\$22,476.41	\$4,488.13	\$3,681.54	\$3,681.54	\$18,794.87	\$4,488.13
211000	Materiales, útiles y equipos menores de	\$0.00	\$9,755.67	\$9,755.67	\$9,755.67	\$0.00	\$9,755.67	\$0.00	\$1,825.09	\$1,825.09	\$7,930.58	\$0.00
211001	Material de Oficina	\$0.00	\$9,755.67	\$9,755.67	\$9,755.67	\$0.00	\$9,755.67	\$0.00	\$1,825.09	\$1,825.09	\$7,930.58	\$0.00
212000	Materiales y útiles de impresión y repro	\$0.00	\$9,679.53	\$9,679.53	\$9,679.53	\$0.00	\$9,679.53	\$0.00	\$105.84	\$105.84	\$9,573.69	\$0.00
212001	Materiales y Útiles de Impresión	\$0.00	\$9,679.53	\$9,679.53	\$9,679.53	\$0.00	\$9,679.53	\$0.00	\$105.84	\$105.84	\$9,573.69	\$0.00
214000	Materiales, útiles y equipos menores de	\$0.00	\$7,529.34	\$7,529.34	\$7,529.34	\$0.00	\$3,041.21	\$4,488.13	\$1,750.61	\$1,750.61	\$1,290.60	\$4,488.13
214001	Material para Bienes Informáticos	\$0.00	\$7,529.34	\$7,529.34	\$7,529.34	\$0.00	\$3,041.21	\$4,488.13	\$1,750.61	\$1,750.61	\$1,290.60	\$4,488.13
290000	Herramientas, refacciones y accesorios	\$0.00	\$13,238.56	\$13,238.56	\$13,238.56	\$0.00	\$13,238.56	\$0.00	\$1,890.01	\$1,890.01	\$11,348.55	\$0.00
294000	Refacciones y accesorios menores de	\$0.00	\$13,238.56	\$13,238.56	\$13,238.56	\$0.00	\$13,238.56	\$0.00	\$1,890.01	\$1,890.01	\$11,348.55	\$0.00
294001	Refacciones y accesorios menores de	\$0.00	\$13,238.56	\$13,238.56	\$13,238.56	\$0.00	\$13,238.56	\$0.00	\$1,890.01	\$1,890.01	\$11,348.55	\$0.00
Recurso Fiscal		\$0.00	\$40,203.10	\$40,203.10	\$40,203.10	\$0.00	\$35,714.97	\$4,488.13	\$5,571.55	\$5,571.55	\$30,143.42	\$4,488.13
15 Recurso Federal												
200000	MATERIALES Y SUMINISTROS	\$0.00	\$40,203.11	\$40,203.11	\$40,203.11	\$0.00	\$35,714.98	\$4,488.13	\$5,571.55	\$5,571.55	\$30,143.43	\$4,488.13
210000	Materiales de administración, emisió	\$0.00	\$26,964.54	\$26,964.54	\$26,964.54	\$0.00	\$22,476.41	\$4,488.13	\$3,681.53	\$3,681.53	\$18,794.88	\$4,488.13
211000	Materiales, útiles y equipos menores de	\$0.00	\$9,755.68	\$9,755.68	\$9,755.68	\$0.00	\$9,755.68	\$0.00	\$1,825.08	\$1,825.08	\$7,930.60	\$0.00
211001	Material de Oficina	\$0.00	\$9,755.68	\$9,755.68	\$9,755.68	\$0.00	\$9,755.68	\$0.00	\$1,825.08	\$1,825.08	\$7,930.60	\$0.00
212000	Materiales y útiles de impresión y repro	\$0.00	\$9,679.53	\$9,679.53	\$9,679.53	\$0.00	\$9,679.53	\$0.00	\$105.84	\$105.84	\$9,573.69	\$0.00
212001	Materiales y Útiles de Impresión	\$0.00	\$9,679.53	\$9,679.53	\$9,679.53	\$0.00	\$9,679.53	\$0.00	\$105.84	\$105.84	\$9,573.69	\$0.00
214000	Materiales, útiles y equipos menores de	\$0.00	\$7,529.33	\$7,529.33	\$7,529.33	\$0.00	\$3,041.20	\$4,488.13	\$1,750.61	\$1,750.61	\$1,290.59	\$4,488.13
214001	Material para Bienes Informáticos	\$0.00	\$7,529.33	\$7,529.33	\$7,529.33	\$0.00	\$3,041.20	\$4,488.13	\$1,750.61	\$1,750.61	\$1,290.59	\$4,488.13
290000	Herramientas, refacciones y accesorios	\$0.00	\$13,238.57	\$13,238.57	\$13,238.57	\$0.00	\$13,238.57	\$0.00	\$1,890.02	\$1,890.02	\$11,348.55	\$0.00
294000	Refacciones y accesorios menores de	\$0.00	\$13,238.57	\$13,238.57	\$13,238.57	\$0.00	\$13,238.57	\$0.00	\$1,890.02	\$1,890.02	\$11,348.55	\$0.00
294001	Refacciones y accesorios menores de	\$0.00	\$13,238.57	\$13,238.57	\$13,238.57	\$0.00	\$13,238.57	\$0.00	\$1,890.02	\$1,890.02	\$11,348.55	\$0.00
Recurso Federal		\$0.00	\$40,203.11	\$40,203.11	\$40,203.11	\$0.00	\$35,714.98	\$4,488.13	\$5,571.55	\$5,571.55	\$30,143.43	\$4,488.13
MODELO PARA LA MEDICIÓN		\$0.00	\$80,406.21	\$80,406.21	\$80,406.21	\$0.00	\$71,429.95	\$8,976.26	\$11,143.10	\$11,143.10	\$60,286.85	\$8,976.26

14

DESARROLLO DE UN MANIPULADOR FLEXIBLE PARA EL TRANSPORTE DE OBJETOS IRREGULARES/FRÁGILES D




**INSTITUTO TECNOLÓGICO SUPERIOR DE HUICHAPAN
HIDALGO**

Estado Analítico del Ejercicio del Presupuesto de Egresos por Proyecto/Proceso - Fuente Financiamiento Del 01/ene./2023 Al 30/sep./2023

supervisor
rptEstadoAnalíticoPresupuestoEgresos_PY_FF_EX

Fecha y 10/oct./2023
hora de Impresión 09:11 a. m.

Ejercicio del Presupuesto	Egresos Aprobado	Ampliaciones / (Reducciones)	Egresos Modificado	Egresos Comprometido	Presupuesto Disponible para Comprometer	Egresos Devengado	Comprometido No Devengado	Egresos Ejercido	Pagado	Cuentas por Pagar Deuda	Subejercicio	
11	Recurso Fiscal											
200000	MATERIALES Y SUMINISTROS	\$0.00	\$45,355.80	\$45,355.80	\$45,355.80	\$0.00	\$44,491.29	\$864.51	\$16,610.78	\$16,610.78	\$27,880.51	\$864.51
230000	Materias primas y materiales de produ	\$0.00	\$7,404.40	\$7,404.40	\$7,404.40	\$0.00	\$7,404.40	\$0.00	\$0.00	\$0.00	\$7,404.40	\$0.00
237000	Productos de cuero, piel, plástico y hule	\$0.00	\$7,404.40	\$7,404.40	\$7,404.40	\$0.00	\$7,404.40	\$0.00	\$0.00	\$0.00	\$7,404.40	\$0.00
237001	Productos de cuero, piel, plástico y hule	\$0.00	\$7,404.40	\$7,404.40	\$7,404.40	\$0.00	\$7,404.40	\$0.00	\$0.00	\$0.00	\$7,404.40	\$0.00
240000	Materiales y artículos de construcción	\$0.00	\$21,823.57	\$21,823.57	\$21,823.57	\$0.00	\$21,823.57	\$0.00	\$14,997.98	\$14,997.98	\$6,825.59	\$0.00
246000	Material eléctrico y electrónico	\$0.00	\$12,364.93	\$12,364.93	\$12,364.93	\$0.00	\$12,364.93	\$0.00	\$5,539.34	\$5,539.34	\$6,825.59	\$0.00
246001	Material Eléctrico	\$0.00	\$4,701.01	\$4,701.01	\$4,701.01	\$0.00	\$4,701.01	\$0.00	\$4,701.01	\$4,701.01	\$0.00	\$0.00
246002	Material Electrónico	\$0.00	\$7,663.92	\$7,663.92	\$7,663.92	\$0.00	\$7,663.92	\$0.00	\$838.33	\$838.33	\$6,825.59	\$0.00
247000	Artículos metálicos para la construcción	\$0.00	\$9,458.64	\$9,458.64	\$9,458.64	\$0.00	\$9,458.64	\$0.00	\$9,458.64	\$9,458.64	\$0.00	\$0.00
247001	Artículos metálicos para la construcción	\$0.00	\$9,458.64	\$9,458.64	\$9,458.64	\$0.00	\$9,458.64	\$0.00	\$9,458.64	\$9,458.64	\$0.00	\$0.00
290000	Herramientas, refacciones y accesorios	\$0.00	\$16,127.83	\$16,127.83	\$16,127.83	\$0.00	\$15,263.32	\$864.51	\$1,612.80	\$1,612.80	\$13,650.52	\$864.51
291000	Herramientas menores	\$0.00	\$4,012.17	\$4,012.17	\$4,012.17	\$0.00	\$4,012.17	\$0.00	\$572.88	\$572.88	\$3,439.29	\$0.00
291001	Herramientas Menores	\$0.00	\$4,012.17	\$4,012.17	\$4,012.17	\$0.00	\$4,012.17	\$0.00	\$572.88	\$572.88	\$3,439.29	\$0.00
294000	Refacciones y accesorios menores de	\$0.00	\$12,115.66	\$12,115.66	\$12,115.66	\$0.00	\$11,251.15	\$864.51	\$1,039.92	\$1,039.92	\$10,211.23	\$864.51
294001	Refacciones y accesorios menores de	\$0.00	\$12,115.66	\$12,115.66	\$12,115.66	\$0.00	\$11,251.15	\$864.51	\$1,039.92	\$1,039.92	\$10,211.23	\$864.51
	Recurso Fiscal	\$0.00	\$45,355.80	\$45,355.80	\$45,355.80	\$0.00	\$44,491.29	\$864.51	\$16,610.78	\$16,610.78	\$27,880.51	\$864.51
15	Recurso Federal											
200000	MATERIALES Y SUMINISTROS	\$0.00	\$45,355.85	\$45,355.85	\$45,355.85	\$0.00	\$44,491.33	\$864.52	\$16,610.81	\$16,610.81	\$27,880.52	\$864.52
230000	Materias primas y materiales de produ	\$0.00	\$7,404.41	\$7,404.41	\$7,404.41	\$0.00	\$7,404.41	\$0.00	\$0.00	\$0.00	\$7,404.41	\$0.00
237000	Productos de cuero, piel, plástico y hule	\$0.00	\$7,404.41	\$7,404.41	\$7,404.41	\$0.00	\$7,404.41	\$0.00	\$0.00	\$0.00	\$7,404.41	\$0.00
237001	Productos de cuero, piel, plástico y hule	\$0.00	\$7,404.41	\$7,404.41	\$7,404.41	\$0.00	\$7,404.41	\$0.00	\$0.00	\$0.00	\$7,404.41	\$0.00
240000	Materiales y artículos de construcción	\$0.00	\$21,823.57	\$21,823.57	\$21,823.57	\$0.00	\$21,823.57	\$0.00	\$14,997.99	\$14,997.99	\$6,825.58	\$0.00
246000	Material eléctrico y electrónico	\$0.00	\$12,364.93	\$12,364.93	\$12,364.93	\$0.00	\$12,364.93	\$0.00	\$5,539.35	\$5,539.35	\$6,825.58	\$0.00
246001	Material Eléctrico	\$0.00	\$4,701.02	\$4,701.02	\$4,701.02	\$0.00	\$4,701.02	\$0.00	\$4,701.02	\$4,701.02	\$0.00	\$0.00
246002	Material Electrónico	\$0.00	\$7,663.91	\$7,663.91	\$7,663.91	\$0.00	\$7,663.91	\$0.00	\$838.33	\$838.33	\$6,825.58	\$0.00
247000	Artículos metálicos para la construcción	\$0.00	\$9,458.64	\$9,458.64	\$9,458.64	\$0.00	\$9,458.64	\$0.00	\$9,458.64	\$9,458.64	\$0.00	\$0.00
247001	Artículos metálicos para la construcción	\$0.00	\$9,458.64	\$9,458.64	\$9,458.64	\$0.00	\$9,458.64	\$0.00	\$9,458.64	\$9,458.64	\$0.00	\$0.00
290000	Herramientas, refacciones y accesorios	\$0.00	\$16,127.87	\$16,127.87	\$16,127.87	\$0.00	\$15,263.35	\$864.52	\$1,612.82	\$1,612.82	\$13,650.53	\$864.52
291000	Herramientas menores	\$0.00	\$4,012.18	\$4,012.18	\$4,012.18	\$0.00	\$4,012.18	\$0.00	\$572.89	\$572.89	\$3,439.29	\$0.00
291001	Herramientas Menores	\$0.00	\$4,012.18	\$4,012.18	\$4,012.18	\$0.00	\$4,012.18	\$0.00	\$572.89	\$572.89	\$3,439.29	\$0.00



**INSTITUTO TECNOLÓGICO SUPERIOR DE HUICHAPAN
HIDALGO**

Estado Analítico del Ejercicio del Presupuesto de Egresos por Proyecto/Proceso - Fuente Financiamiento Del 01/ene./2023 Al 30/sep./2023

Fecha y 10/oct./2023
hora de Impresión 09:11 a. m.

nsd supervisor
rptEstadoAnaliticoPresupuestoEgresos_PY_FF_EX

Ejercicio del Presupuesto	Egresos Aprobado	Ampliaciones / (Reducciones)	Egresos Modificado	Egresos Comprometido	Presupuesto Disponible para Comprometer	Egresos Devengado	Comprometido No Devengado	Egresos Ejercido	Pagado	Cuentas por Pagar Deuda	Subejercicio
294000 Refacciones y accesorios menores de	\$0.00	\$12,115.69	\$12,115.69	\$12,115.69	\$0.00	\$11,251.17	\$864.52	\$1,039.93	\$1,039.93	\$10,211.24	\$864.52
294001 Refacciones y accesorios menores de	\$0.00	\$12,115.69	\$12,115.69	\$12,115.69	\$0.00	\$11,251.17	\$864.52	\$1,039.93	\$1,039.93	\$10,211.24	\$864.52
Recurso Federal	\$0.00	\$45,355.85	\$45,355.85	\$45,355.85	\$0.00	\$44,491.33	\$864.52	\$16,610.81	\$16,610.81	\$27,880.52	\$864.52
DESARROLLO DE UN MANIPU	\$0.00	\$90,711.65	\$90,711.65	\$90,711.65	\$0.00	\$88,982.62	\$1,729.03	\$33,221.59	\$33,221.59	\$55,761.03	\$1,729.03

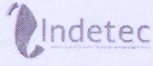
15 DESARROLLO DE TORRERA CNC APLICADA AL MODELADO DE

11 Recurso Fiscal

200000 MATERIALES Y SUMINISTROS	\$0.00	\$49,013.11	\$49,013.11	\$49,012.02	\$1.09	\$49,012.02	\$0.00	\$22,537.66	\$22,537.66	\$26,474.36	\$1.09
210000 Materiales de administración, emisió	\$0.00	\$13,000.00	\$13,000.00	\$13,000.00	\$0.00	\$13,000.00	\$0.00	\$2,829.79	\$2,829.79	\$10,170.21	\$0.00
211000 Materiales, útiles y equipos menores de	\$0.00	\$13,000.00	\$13,000.00	\$13,000.00	\$0.00	\$13,000.00	\$0.00	\$2,829.79	\$2,829.79	\$10,170.21	\$0.00
211001 Material de Oficina	\$0.00	\$13,000.00	\$13,000.00	\$13,000.00	\$0.00	\$13,000.00	\$0.00	\$2,829.79	\$2,829.79	\$10,170.21	\$0.00
240000 Materiales y artículos de construcci	\$0.00	\$36,013.11	\$36,013.11	\$36,012.02	\$1.09	\$36,012.02	\$0.00	\$19,707.87	\$19,707.87	\$16,304.15	\$1.09
246000 Material eléctrico y electrónico	\$0.00	\$20,013.11	\$20,013.11	\$20,013.11	\$0.00	\$20,013.11	\$0.00	\$3,708.96	\$3,708.96	\$16,304.15	\$0.00
246002 Material Electrónico	\$0.00	\$20,013.11	\$20,013.11	\$20,013.11	\$0.00	\$20,013.11	\$0.00	\$3,708.96	\$3,708.96	\$16,304.15	\$0.00
247000 Artículos metálicos para la construcci	\$0.00	\$16,000.00	\$16,000.00	\$15,998.91	\$1.09	\$15,998.91	\$0.00	\$15,998.91	\$15,998.91	\$0.00	\$1.09
247001 Artículos metálicos para la construcci	\$0.00	\$16,000.00	\$16,000.00	\$15,998.91	\$1.09	\$15,998.91	\$0.00	\$15,998.91	\$15,998.91	\$0.00	\$1.09
Recurso Fiscal	\$0.00	\$49,013.11	\$49,013.11	\$49,012.02	\$1.09	\$49,012.02	\$0.00	\$22,537.66	\$22,537.66	\$26,474.36	\$1.09

15 Recurso Federal

200000 MATERIALES Y SUMINISTROS	\$0.00	\$49,012.03	\$49,012.03	\$49,012.03	\$0.00	\$49,012.03	\$0.00	\$22,537.65	\$22,537.65	\$26,474.38	\$0.00
210000 Materiales de administración, emisió	\$0.00	\$13,000.00	\$13,000.00	\$13,000.00	\$0.00	\$13,000.00	\$0.00	\$2,829.77	\$2,829.77	\$10,170.23	\$0.00
211000 Materiales, útiles y equipos menores de	\$0.00	\$13,000.00	\$13,000.00	\$13,000.00	\$0.00	\$13,000.00	\$0.00	\$2,829.77	\$2,829.77	\$10,170.23	\$0.00
211001 Material de Oficina	\$0.00	\$13,000.00	\$13,000.00	\$13,000.00	\$0.00	\$13,000.00	\$0.00	\$2,829.77	\$2,829.77	\$10,170.23	\$0.00
240000 Materiales y artículos de construcci	\$0.00	\$36,012.03	\$36,012.03	\$36,012.03	\$0.00	\$36,012.03	\$0.00	\$19,707.88	\$19,707.88	\$16,304.15	\$0.00
246000 Material eléctrico y electrónico	\$0.00	\$20,013.11	\$20,013.11	\$20,013.11	\$0.00	\$20,013.11	\$0.00	\$3,708.96	\$3,708.96	\$16,304.15	\$0.00
246002 Material Electrónico	\$0.00	\$20,013.11	\$20,013.11	\$20,013.11	\$0.00	\$20,013.11	\$0.00	\$3,708.96	\$3,708.96	\$16,304.15	\$0.00
247000 Artículos metálicos para la construcci	\$0.00	\$15,998.92	\$15,998.92	\$15,998.92	\$0.00	\$15,998.92	\$0.00	\$15,998.92	\$15,998.92	\$0.00	\$0.00
247001 Artículos metálicos para la construcci	\$0.00	\$15,998.92	\$15,998.92	\$15,998.92	\$0.00	\$15,998.92	\$0.00	\$15,998.92	\$15,998.92	\$0.00	\$0.00
Recurso Federal	\$0.00	\$49,012.03	\$49,012.03	\$49,012.03	\$0.00	\$49,012.03	\$0.00	\$22,537.65	\$22,537.65	\$26,474.38	\$0.00



**INSTITUTO TECNOLÓGICO SUPERIOR DE HUICHAPAN
HIDALGO**

Estado Analítico del Ejercicio del Presupuesto de Egresos por Proyecto/Proceso - Fuente Financiamiento Del 01/ene./2023 Al 30/sep./2023

Supervisor
rptEstadoAnalíticoPresupuestoEgresos_PY_FF_EX

Fecha y hora de Impresión | 10/oct./2023
09:11 a. m.

Ejercicio del Presupuesto	Egresos Aprobado	Ampliaciones / (Reducciones)	Egresos Modificado	Egresos Comprometido	Presupuesto Disponible para Comprometer	Egresos Devengado	Comprometido No Devengado	Egresos Ejercido	Pagado	Cuentas por Pagar Deuda	Subejercicio
DESARROLLO DE TORRERA C	\$0.00	\$98,025.14	\$98,025.14	\$98,024.05	\$1.09	\$98,024.05	\$0.00	\$45,075.31	\$45,075.31	\$52,948.74	\$1.09


16 CARACTERIZACIÓN TÉCNICA DE IMPERMEABILIZANTE NATURAL PARA TECHOS A BASE DE MUCILAGO DE NOP/

11 Recurso Fiscal

200000	MATERIALES Y SUMINISTROS	\$0.00	\$45,637.85	\$45,637.85	\$45,637.85	\$0.00	\$45,637.85	\$0.00	\$22,096.62	\$22,096.62	\$23,541.23	\$0.00
210000	Materiales de administración, emisió	\$0.00	\$23,981.09	\$23,981.09	\$23,981.09	\$0.00	\$23,981.09	\$0.00	\$10,242.70	\$10,242.70	\$13,738.39	\$0.00
211000	Materiales, útiles y equipos menores de	\$0.00	\$9,672.61	\$9,672.61	\$9,672.61	\$0.00	\$9,672.61	\$0.00	\$7,441.49	\$7,441.49	\$2,231.12	\$0.00
211001	Material de Oficina	\$0.00	\$9,672.61	\$9,672.61	\$9,672.61	\$0.00	\$9,672.61	\$0.00	\$7,441.49	\$7,441.49	\$2,231.12	\$0.00
212000	Materiales y útiles de impresión y repro	\$0.00	\$10,500.00	\$10,500.00	\$10,500.00	\$0.00	\$10,500.00	\$0.00	\$2,302.26	\$2,302.26	\$8,197.74	\$0.00
212001	Materiales y Útiles de Impresión	\$0.00	\$10,500.00	\$10,500.00	\$10,500.00	\$0.00	\$10,500.00	\$0.00	\$2,302.26	\$2,302.26	\$8,197.74	\$0.00
214000	Materiales, útiles y equipos menores de	\$0.00	\$3,808.48	\$3,808.48	\$3,808.48	\$0.00	\$3,808.48	\$0.00	\$498.95	\$498.95	\$3,309.53	\$0.00
214001	Material para Bienes Informáticos	\$0.00	\$3,808.48	\$3,808.48	\$3,808.48	\$0.00	\$3,808.48	\$0.00	\$498.95	\$498.95	\$3,309.53	\$0.00
290000	Herramientas, refacciones y accesorio	\$0.00	\$21,656.76	\$21,656.76	\$21,656.76	\$0.00	\$21,656.76	\$0.00	\$11,853.92	\$11,853.92	\$9,802.84	\$0.00
291000	Herramientas menores	\$0.00	\$7,717.35	\$7,717.35	\$7,717.35	\$0.00	\$7,717.35	\$0.00	\$2,391.20	\$2,391.20	\$5,326.15	\$0.00
291001	Herramientas Menores	\$0.00	\$7,717.35	\$7,717.35	\$7,717.35	\$0.00	\$7,717.35	\$0.00	\$2,391.20	\$2,391.20	\$5,326.15	\$0.00
294000	Refacciones y accesorios menores de	\$0.00	\$13,939.41	\$13,939.41	\$13,939.41	\$0.00	\$13,939.41	\$0.00	\$9,462.72	\$9,462.72	\$4,476.69	\$0.00
294001	Refacciones y accesorios menores de	\$0.00	\$13,939.41	\$13,939.41	\$13,939.41	\$0.00	\$13,939.41	\$0.00	\$9,462.72	\$9,462.72	\$4,476.69	\$0.00
	Recurso Fiscal	\$0.00	\$45,637.85	\$45,637.85	\$45,637.85	\$0.00	\$45,637.85	\$0.00	\$22,096.62	\$22,096.62	\$23,541.23	\$0.00

15 Recurso Federal

200000	MATERIALES Y SUMINISTROS	\$0.00	\$45,637.89	\$45,637.89	\$45,637.89	\$0.00	\$45,637.89	\$0.00	\$22,096.61	\$22,096.61	\$23,541.28	\$0.00
210000	Materiales de administración, emisió	\$0.00	\$23,981.10	\$23,981.10	\$23,981.10	\$0.00	\$23,981.10	\$0.00	\$10,242.69	\$10,242.69	\$13,738.41	\$0.00
211000	Materiales, útiles y equipos menores de	\$0.00	\$9,672.61	\$9,672.61	\$9,672.61	\$0.00	\$9,672.61	\$0.00	\$7,441.49	\$7,441.49	\$2,231.12	\$0.00
211001	Material de Oficina	\$0.00	\$9,672.61	\$9,672.61	\$9,672.61	\$0.00	\$9,672.61	\$0.00	\$7,441.49	\$7,441.49	\$2,231.12	\$0.00
212000	Materiales y útiles de impresión y repro	\$0.00	\$10,500.00	\$10,500.00	\$10,500.00	\$0.00	\$10,500.00	\$0.00	\$2,302.25	\$2,302.25	\$8,197.75	\$0.00
212001	Materiales y Útiles de Impresión	\$0.00	\$10,500.00	\$10,500.00	\$10,500.00	\$0.00	\$10,500.00	\$0.00	\$2,302.25	\$2,302.25	\$8,197.75	\$0.00
214000	Materiales, útiles y equipos menores de	\$0.00	\$3,808.49	\$3,808.49	\$3,808.49	\$0.00	\$3,808.49	\$0.00	\$498.95	\$498.95	\$3,309.54	\$0.00
214001	Material para Bienes Informáticos	\$0.00	\$3,808.49	\$3,808.49	\$3,808.49	\$0.00	\$3,808.49	\$0.00	\$498.95	\$498.95	\$3,309.54	\$0.00
290000	Herramientas, refacciones y accesorio	\$0.00	\$21,656.79	\$21,656.79	\$21,656.79	\$0.00	\$21,656.79	\$0.00	\$11,853.92	\$11,853.92	\$9,802.87	\$0.00
291000	Herramientas menores	\$0.00	\$7,717.37	\$7,717.37	\$7,717.37	\$0.00	\$7,717.37	\$0.00	\$2,391.20	\$2,391.20	\$5,326.17	\$0.00
291001	Herramientas Menores	\$0.00	\$7,717.37	\$7,717.37	\$7,717.37	\$0.00	\$7,717.37	\$0.00	\$2,391.20	\$2,391.20	\$5,326.17	\$0.00
294000	Refacciones y accesorios menores de	\$0.00	\$13,939.42	\$13,939.42	\$13,939.42	\$0.00	\$13,939.42	\$0.00	\$9,462.72	\$9,462.72	\$4,476.70	\$0.00



**INSTITUTO TECNOLÓGICO SUPERIOR DE HUICHAPAN
HIDALGO**

Estado Analítico del Ejercicio del Presupuesto de Egresos por Proyecto/Proceso - Fuente Financiamiento Del 01/ene./2023 Al 30/sep./2023

Fecha y 10/oct./2023

hora de Impresión 09:11 a. m.

http://supervisor
rptEstadoAnaliticoPresupuestoEgresos_PY_FF_EX

Ejercicio del Presupuesto	Egresos Aprobado	Ampliaciones / (Reducciones)	Egresos Modificado	Egresos Comprometido	Presupuesto Disponible para Comprometer	Egresos Devengado	Comprometido No Devengado	Egresos Ejercido	Pagado	Cuentas por Pagar Deuda	Subejercicio
294001 Refacciones y accesorios menores de	\$0.00	\$13,939.42	\$13,939.42	\$13,939.42	\$0.00	\$13,939.42	\$0.00	\$9,462.72	\$9,462.72	\$4,476.70	\$0.00
Recurso Federal	\$0.00	\$45,637.89	\$45,637.89	\$45,637.89	\$0.00	\$45,637.89	\$0.00	\$22,096.61	\$22,096.61	\$23,541.28	\$0.00
CARACTERIZACIÓN TÉCNICA	\$0.00	\$91,275.74	\$91,275.74	\$91,275.74	\$0.00	\$91,275.74	\$0.00	\$44,193.23	\$44,193.23	\$47,082.51	\$0.00

17 PERFIL EMPRENDEDOR DE LOS PRODUCTORES DE AGRICULTURA PROTEGIDA EN TECOZAUTLA, HIDALGO


11 Recurso Fiscal

200000 MATERIALES Y SUMINISTROS	\$0.00	\$29,460.87	\$29,460.87	\$29,460.87	\$0.00	\$27,781.43	\$1,679.44	\$6,469.71	\$6,469.71	\$21,311.72	\$1,679.44
210000 Materiales de administración, emisió	\$0.00	\$14,802.08	\$14,802.08	\$14,802.08	\$0.00	\$13,122.64	\$1,679.44	\$5,065.22	\$5,065.22	\$8,057.42	\$1,679.44
211000 Materiales, útiles y equipos menores de	\$0.00	\$11,320.43	\$11,320.43	\$11,320.43	\$0.00	\$9,640.99	\$1,679.44	\$2,561.19	\$2,561.19	\$7,079.80	\$1,679.44
211001 Material de Oficina	\$0.00	\$11,320.43	\$11,320.43	\$11,320.43	\$0.00	\$9,640.99	\$1,679.44	\$2,561.19	\$2,561.19	\$7,079.80	\$1,679.44
212000 Materiales y útiles de impresión y repro	\$0.00	\$3,481.65	\$3,481.65	\$3,481.65	\$0.00	\$3,481.65	\$0.00	\$2,504.03	\$2,504.03	\$977.62	\$0.00
212001 Materiales y Útiles de Impresión	\$0.00	\$3,481.65	\$3,481.65	\$3,481.65	\$0.00	\$3,481.65	\$0.00	\$2,504.03	\$2,504.03	\$977.62	\$0.00
290000 Herramientas, refacciones y accesorio	\$0.00	\$14,658.79	\$14,658.79	\$14,658.79	\$0.00	\$14,658.79	\$0.00	\$1,404.49	\$1,404.49	\$13,254.30	\$0.00
294000 Refacciones y accesorios menores de	\$0.00	\$14,658.79	\$14,658.79	\$14,658.79	\$0.00	\$14,658.79	\$0.00	\$1,404.49	\$1,404.49	\$13,254.30	\$0.00
294001 Refacciones y accesorios menores de	\$0.00	\$14,658.79	\$14,658.79	\$14,658.79	\$0.00	\$14,658.79	\$0.00	\$1,404.49	\$1,404.49	\$13,254.30	\$0.00
Recurso Fiscal	\$0.00	\$29,460.87	\$29,460.87	\$29,460.87	\$0.00	\$27,781.43	\$1,679.44	\$6,469.71	\$6,469.71	\$21,311.72	\$1,679.44

15 Recurso Federal

200000 MATERIALES Y SUMINISTROS	\$0.00	\$29,460.89	\$29,460.89	\$29,460.89	\$0.00	\$27,781.45	\$1,679.44	\$6,469.72	\$6,469.72	\$21,311.73	\$1,679.44
210000 Materiales de administración, emisió	\$0.00	\$14,802.10	\$14,802.10	\$14,802.10	\$0.00	\$13,122.66	\$1,679.44	\$5,065.23	\$5,065.23	\$8,057.43	\$1,679.44
211000 Materiales, útiles y equipos menores de	\$0.00	\$11,320.43	\$11,320.43	\$11,320.43	\$0.00	\$9,640.99	\$1,679.44	\$2,561.19	\$2,561.19	\$7,079.80	\$1,679.44
211001 Material de Oficina	\$0.00	\$11,320.43	\$11,320.43	\$11,320.43	\$0.00	\$9,640.99	\$1,679.44	\$2,561.19	\$2,561.19	\$7,079.80	\$1,679.44
212000 Materiales y útiles de impresión y repro	\$0.00	\$3,481.67	\$3,481.67	\$3,481.67	\$0.00	\$3,481.67	\$0.00	\$2,504.04	\$2,504.04	\$977.63	\$0.00
212001 Materiales y Útiles de Impresión	\$0.00	\$3,481.67	\$3,481.67	\$3,481.67	\$0.00	\$3,481.67	\$0.00	\$2,504.04	\$2,504.04	\$977.63	\$0.00
290000 Herramientas, refacciones y accesorio	\$0.00	\$14,658.79	\$14,658.79	\$14,658.79	\$0.00	\$14,658.79	\$0.00	\$1,404.49	\$1,404.49	\$13,254.30	\$0.00
294000 Refacciones y accesorios menores de	\$0.00	\$14,658.79	\$14,658.79	\$14,658.79	\$0.00	\$14,658.79	\$0.00	\$1,404.49	\$1,404.49	\$13,254.30	\$0.00
294001 Refacciones y accesorios menores de	\$0.00	\$14,658.79	\$14,658.79	\$14,658.79	\$0.00	\$14,658.79	\$0.00	\$1,404.49	\$1,404.49	\$13,254.30	\$0.00
Recurso Federal	\$0.00	\$29,460.89	\$29,460.89	\$29,460.89	\$0.00	\$27,781.45	\$1,679.44	\$6,469.72	\$6,469.72	\$21,311.73	\$1,679.44

PERFIL EMPRENDEDOR DE LI	\$0.00	\$58,921.76	\$58,921.76	\$58,921.76	\$0.00	\$55,562.88	\$3,358.88	\$12,939.43	\$12,939.43	\$42,623.45	\$3,358.88
---------------------------------	---------------	--------------------	--------------------	--------------------	---------------	--------------------	-------------------	--------------------	--------------------	--------------------	-------------------




**INSTITUTO TECNOLÓGICO SUPERIOR DE HUICHAPAN
HIDALGO**

Estado Analítico del Ejercicio del Presupuesto de Egresos por Proyecto/Proceso - Fuente Financiamiento Del 01/ene./2023 Al 30/sep./2023

Rep. supervisor
rptEstadoAnalíticoPresupuestoEgresos_PY_FF_EX

Fecha y 10/oct./2023
hora de Impresión 09:11 a. m.

Ejercicio del Presupuesto	Egresos Aprobado	Ampliaciones / (Reducciones)	Egresos Modificado	Egresos Comprometido	Presupuesto Disponible para Comprometer	Egresos Devengado	Comprometido No Devengado	Egresos Ejercido	Pagado	Cuentas por Pagar Deuda	Subejercicio	
18	GABAZO DE AGAVE PULQUERO (AGAVE SALMIANA) COMO SUSTRATO EN LA GERMINACIÓN Y DESARROLLO DE											
11	Recurso Fiscal											
200000	MATERIALES Y SUMINISTROS	\$0.00	\$39,857.30	\$39,857.30	\$39,857.30	\$0.00	\$39,466.42	\$390.88	\$26,796.77	\$26,796.77	\$12,669.65	\$390.88
210000	Materiales de administración, emisió	\$0.00	\$7,288.01	\$7,288.01	\$7,288.01	\$0.00	\$7,288.01	\$0.00	\$2,089.15	\$2,089.15	\$5,198.86	\$0.00
211000	Materiales, útiles y equipos menores de	\$0.00	\$7,288.01	\$7,288.01	\$7,288.01	\$0.00	\$7,288.01	\$0.00	\$2,089.15	\$2,089.15	\$5,198.86	\$0.00
211001	Material de Oficina	\$0.00	\$7,288.01	\$7,288.01	\$7,288.01	\$0.00	\$7,288.01	\$0.00	\$2,089.15	\$2,089.15	\$5,198.86	\$0.00
240000	Materiales y artículos de construcci	\$0.00	\$4,836.64	\$4,836.64	\$4,836.64	\$0.00	\$4,445.76	\$390.88	\$4,445.76	\$4,445.76	\$0.00	\$390.88
246000	Material eléctrico y electrónico	\$0.00	\$4,836.64	\$4,836.64	\$4,836.64	\$0.00	\$4,445.76	\$390.88	\$4,445.76	\$4,445.76	\$0.00	\$390.88
246001	Material Eléctrico	\$0.00	\$4,836.64	\$4,836.64	\$4,836.64	\$0.00	\$4,445.76	\$390.88	\$4,445.76	\$4,445.76	\$0.00	\$390.88
250000	Productos químicos, farmacéuticos y	\$0.00	\$7,500.00	\$7,500.00	\$7,500.00	\$0.00	\$7,500.00	\$0.00	\$7,500.00	\$7,500.00	\$0.00	\$0.00
252000	Fertilizantes, pesticidas y otros agroqui	\$0.00	\$7,500.00	\$7,500.00	\$7,500.00	\$0.00	\$7,500.00	\$0.00	\$7,500.00	\$7,500.00	\$0.00	\$0.00
252001	Plaguicidas, Abonos y Fertilizantes	\$0.00	\$7,500.00	\$7,500.00	\$7,500.00	\$0.00	\$7,500.00	\$0.00	\$7,500.00	\$7,500.00	\$0.00	\$0.00
290000	Herramientas, refacciones y accesorio	\$0.00	\$20,232.65	\$20,232.65	\$20,232.65	\$0.00	\$20,232.65	\$0.00	\$12,761.86	\$12,761.86	\$7,470.79	\$0.00
291000	Herramientas menores	\$0.00	\$8,436.38	\$8,436.38	\$8,436.38	\$0.00	\$8,436.38	\$0.00	\$5,903.52	\$5,903.52	\$2,532.86	\$0.00
291001	Herramientas Menores	\$0.00	\$8,436.38	\$8,436.38	\$8,436.38	\$0.00	\$8,436.38	\$0.00	\$5,903.52	\$5,903.52	\$2,532.86	\$0.00
294000	Refacciones y accesorios menores de	\$0.00	\$11,796.27	\$11,796.27	\$11,796.27	\$0.00	\$11,796.27	\$0.00	\$6,858.34	\$6,858.34	\$4,937.93	\$0.00
294001	Refacciones y accesorios menores de	\$0.00	\$11,796.27	\$11,796.27	\$11,796.27	\$0.00	\$11,796.27	\$0.00	\$6,858.34	\$6,858.34	\$4,937.93	\$0.00
	Recurso Fiscal	\$0.00	\$39,857.30	\$39,857.30	\$39,857.30	\$0.00	\$39,466.42	\$390.88	\$26,796.77	\$26,796.77	\$12,669.65	\$390.88
15	Recurso Federal											
200000	MATERIALES Y SUMINISTROS	\$0.00	\$39,857.29	\$39,857.29	\$39,857.29	\$0.00	\$39,466.41	\$390.88	\$26,796.76	\$26,796.76	\$12,669.65	\$390.88
210000	Materiales de administración, emisió	\$0.00	\$7,288.00	\$7,288.00	\$7,288.00	\$0.00	\$7,288.00	\$0.00	\$2,089.15	\$2,089.15	\$5,198.85	\$0.00
211000	Materiales, útiles y equipos menores de	\$0.00	\$7,288.00	\$7,288.00	\$7,288.00	\$0.00	\$7,288.00	\$0.00	\$2,089.15	\$2,089.15	\$5,198.85	\$0.00
211001	Material de Oficina	\$0.00	\$7,288.00	\$7,288.00	\$7,288.00	\$0.00	\$7,288.00	\$0.00	\$2,089.15	\$2,089.15	\$5,198.85	\$0.00
240000	Materiales y artículos de construcci	\$0.00	\$4,836.63	\$4,836.63	\$4,836.63	\$0.00	\$4,445.75	\$390.88	\$4,445.75	\$4,445.75	\$0.00	\$390.88
246000	Material eléctrico y electrónico	\$0.00	\$4,836.63	\$4,836.63	\$4,836.63	\$0.00	\$4,445.75	\$390.88	\$4,445.75	\$4,445.75	\$0.00	\$390.88
246001	Material Eléctrico	\$0.00	\$4,836.63	\$4,836.63	\$4,836.63	\$0.00	\$4,445.75	\$390.88	\$4,445.75	\$4,445.75	\$0.00	\$390.88
250000	Productos químicos, farmacéuticos y	\$0.00	\$7,500.00	\$7,500.00	\$7,500.00	\$0.00	\$7,500.00	\$0.00	\$7,500.00	\$7,500.00	\$0.00	\$0.00
252000	Fertilizantes, pesticidas y otros agroqui	\$0.00	\$7,500.00	\$7,500.00	\$7,500.00	\$0.00	\$7,500.00	\$0.00	\$7,500.00	\$7,500.00	\$0.00	\$0.00
252001	Plaguicidas, Abonos y Fertilizantes	\$0.00	\$7,500.00	\$7,500.00	\$7,500.00	\$0.00	\$7,500.00	\$0.00	\$7,500.00	\$7,500.00	\$0.00	\$0.00
290000	Herramientas, refacciones y accesorio	\$0.00	\$20,232.66	\$20,232.66	\$20,232.66	\$0.00	\$20,232.66	\$0.00	\$12,761.86	\$12,761.86	\$7,470.80	\$0.00



**INSTITUTO TECNOLÓGICO SUPERIOR DE HUICHAPAN
HIDALGO**

Estado Analítico del Ejercicio del Presupuesto de Egresos por Proyecto/Proceso - Fuente Financiamiento Del 01/ene./2023 Al 30/sep./2023

Fecha y 10/oct./2023

hora de Impresión 09:11 a. m.

H85 supervisor
rptEstadoAnaliticoPresupuestoEgresos_PY_FF_EX

Ejercicio del Presupuesto	Egresos Aprobado	Ampliaciones / (Reducciones)	Egresos Modificado	Egresos Comprometido	Presupuesto Disponible para Comprometer	Egresos Devengado	Comprometido No Devengado	Egresos Ejercido	Pagado	Cuentas por Pagar Deuda	Subejercicio
291000 Herramientas menores	\$0.00	\$8,436.38	\$8,436.38	\$8,436.38	\$0.00	\$8,436.38	\$0.00	\$5,903.52	\$5,903.52	\$2,532.86	\$0.00
291001 Herramientas Menores	\$0.00	\$8,436.38	\$8,436.38	\$8,436.38	\$0.00	\$8,436.38	\$0.00	\$5,903.52	\$5,903.52	\$2,532.86	\$0.00
294000 Refacciones y accesorios menores de	\$0.00	\$11,796.28	\$11,796.28	\$11,796.28	\$0.00	\$11,796.28	\$0.00	\$6,858.34	\$6,858.34	\$4,937.94	\$0.00
294001 Refacciones y accesorios menores de	\$0.00	\$11,796.28	\$11,796.28	\$11,796.28	\$0.00	\$11,796.28	\$0.00	\$6,858.34	\$6,858.34	\$4,937.94	\$0.00
Recurso Federal	\$0.00	\$39,857.29	\$39,857.29	\$39,857.29	\$0.00	\$39,466.41	\$390.88	\$26,796.76	\$26,796.76	\$12,669.65	\$390.88
GABAZO DE AGAVE PULQUEI	\$0.00	\$79,714.59	\$79,714.59	\$79,714.59	\$0.00	\$78,932.83	\$781.76	\$53,593.53	\$53,593.53	\$25,339.30	\$781.76

19


DISEÑO DE UNA PRÓTESIS DE EXTREMIDADES INFERIORES CON ADITAMENTO PARA RODILLA POR MEDIO DE M

11 Recurso Fiscal

200000 MATERIALES Y SUMINISTROS	\$0.00	\$43,186.15	\$43,186.15	\$43,186.15	\$0.00	\$42,738.32	\$447.83	\$32,262.84	\$32,262.84	\$10,475.48	\$447.83
210000 Materiales de administración, emisió	\$0.00	\$9,098.65	\$9,098.65	\$9,098.65	\$0.00	\$8,650.82	\$447.83	\$2,262.84	\$2,262.84	\$6,387.98	\$447.83
211000 Materiales, útiles y equipos menores de	\$0.00	\$5,000.00	\$5,000.00	\$5,000.00	\$0.00	\$5,000.00	\$0.00	\$2,112.76	\$2,112.76	\$2,887.24	\$0.00
211001 Material de Oficina	\$0.00	\$5,000.00	\$5,000.00	\$5,000.00	\$0.00	\$5,000.00	\$0.00	\$2,112.76	\$2,112.76	\$2,887.24	\$0.00
214000 Materiales, útiles y equipos menores de	\$0.00	\$4,098.65	\$4,098.65	\$4,098.65	\$0.00	\$3,650.82	\$447.83	\$150.08	\$150.08	\$3,500.74	\$447.83
214001 Material para Bienes Informáticos	\$0.00	\$4,098.65	\$4,098.65	\$4,098.65	\$0.00	\$3,650.82	\$447.83	\$150.08	\$150.08	\$3,500.74	\$447.83
230000 Materias primas y materiales de produ	\$0.00	\$31,224.83	\$31,224.83	\$31,224.83	\$0.00	\$31,224.83	\$0.00	\$30,000.00	\$30,000.00	\$1,224.83	\$0.00
237000 Productos de cuero, piel, plástico y hule	\$0.00	\$31,224.83	\$31,224.83	\$31,224.83	\$0.00	\$31,224.83	\$0.00	\$30,000.00	\$30,000.00	\$1,224.83	\$0.00
237001 Productos de cuero, piel, plástico y hule	\$0.00	\$31,224.83	\$31,224.83	\$31,224.83	\$0.00	\$31,224.83	\$0.00	\$30,000.00	\$30,000.00	\$1,224.83	\$0.00
290000 Herramientas, refacciones y accesorios	\$0.00	\$2,862.67	\$2,862.67	\$2,862.67	\$0.00	\$2,862.67	\$0.00	\$0.00	\$0.00	\$2,862.67	\$0.00
291000 Herramientas menores	\$0.00	\$2,862.67	\$2,862.67	\$2,862.67	\$0.00	\$2,862.67	\$0.00	\$0.00	\$0.00	\$2,862.67	\$0.00
291001 Herramientas Menores	\$0.00	\$2,862.67	\$2,862.67	\$2,862.67	\$0.00	\$2,862.67	\$0.00	\$0.00	\$0.00	\$2,862.67	\$0.00
Recurso Fiscal	\$0.00	\$43,186.15	\$43,186.15	\$43,186.15	\$0.00	\$42,738.32	\$447.83	\$32,262.84	\$32,262.84	\$10,475.48	\$447.83

15 Recurso Federal

200000 MATERIALES Y SUMINISTROS	\$0.00	\$43,186.18	\$43,186.18	\$43,186.18	\$0.00	\$42,738.35	\$447.83	\$32,262.85	\$32,262.85	\$10,475.50	\$447.83
210000 Materiales de administración, emisió	\$0.00	\$9,098.66	\$9,098.66	\$9,098.66	\$0.00	\$8,650.83	\$447.83	\$2,262.85	\$2,262.85	\$6,387.98	\$447.83
211000 Materiales, útiles y equipos menores de	\$0.00	\$5,000.00	\$5,000.00	\$5,000.00	\$0.00	\$5,000.00	\$0.00	\$2,112.76	\$2,112.76	\$2,887.24	\$0.00
211001 Material de Oficina	\$0.00	\$5,000.00	\$5,000.00	\$5,000.00	\$0.00	\$5,000.00	\$0.00	\$2,112.76	\$2,112.76	\$2,887.24	\$0.00
214000 Materiales, útiles y equipos menores de	\$0.00	\$4,098.66	\$4,098.66	\$4,098.66	\$0.00	\$3,650.83	\$447.83	\$150.09	\$150.09	\$3,500.74	\$447.83
214001 Material para Bienes Informáticos	\$0.00	\$4,098.66	\$4,098.66	\$4,098.66	\$0.00	\$3,650.83	\$447.83	\$150.09	\$150.09	\$3,500.74	\$447.83



**INSTITUTO TECNOLÓGICO SUPERIOR DE HUICHAPAN
HIDALGO**

Estado Analítico del Ejercicio del Presupuesto de Egresos por Proyecto/Proceso - Fuente Financiamiento Del 01/ene./2023 Al 30/sep./2023

Wsp_supervisor
rptEstadoAnalíticoPresupuestoEgresos_PY_FF_EX

Fecha y hora de Impresión | 10/oct./2023
09:11 a. m.

Ejercicio del Presupuesto	Egresos Aprobado	Ampliaciones / (Reducciones)	Egresos Modificado	Egresos Comprometido	Presupuesto Disponible para Comprometer	Egresos Devengado	Comprometido No Devengado	Egresos Ejercido	Pagado	Cuentas por Pagar Deuda	Subejercicio	
230000	Materias primas y materiales de produ	\$0.00	\$31,224.84	\$31,224.84	\$31,224.84	\$0.00	\$31,224.84	\$0.00	\$30,000.00	\$30,000.00	\$1,224.84	\$0.00
237000	Productos de cuero, piel, plástico y hulk	\$0.00	\$31,224.84	\$31,224.84	\$31,224.84	\$0.00	\$31,224.84	\$0.00	\$30,000.00	\$30,000.00	\$1,224.84	\$0.00
237001	Productos de cuero, piel, plástico y hulk	\$0.00	\$31,224.84	\$31,224.84	\$31,224.84	\$0.00	\$31,224.84	\$0.00	\$30,000.00	\$30,000.00	\$1,224.84	\$0.00
290000	Herramientas, refacciones y accesorio	\$0.00	\$2,862.68	\$2,862.68	\$2,862.68	\$0.00	\$2,862.68	\$0.00	\$0.00	\$0.00	\$2,862.68	\$0.00
291000	Herramientas menores	\$0.00	\$2,862.68	\$2,862.68	\$2,862.68	\$0.00	\$2,862.68	\$0.00	\$0.00	\$0.00	\$2,862.68	\$0.00
291001	Herramientas Menores	\$0.00	\$2,862.68	\$2,862.68	\$2,862.68	\$0.00	\$2,862.68	\$0.00	\$0.00	\$0.00	\$2,862.68	\$0.00
Recurso Federal		\$0.00	\$43,186.18	\$43,186.18	\$43,186.18	\$0.00	\$42,738.35	\$447.83	\$32,262.85	\$32,262.85	\$10,475.50	\$447.83
DISEÑO DE UNA PRÓTESIS DE		\$0.00	\$86,372.33	\$86,372.33	\$86,372.33	\$0.00	\$85,476.67	\$895.66	\$64,525.69	\$64,525.69	\$20,950.98	\$895.66

20 DISEÑO DE UN PROTOTIPO PARA MEDIR CONCENTRACIONES DE HEMOGLOBINA COMO MARCADOR PRONOSTIC


11 Recurso Fiscal

200000	MATERIALES Y SUMINISTROS	\$0.00	\$35,978.03	\$35,978.03	\$35,978.03	\$0.00	\$25,329.73	\$10,648.30	\$9,149.97	\$9,149.97	\$16,179.76	\$10,648.30
210000	Materiales de administración, emisior	\$0.00	\$11,668.29	\$11,668.29	\$11,668.29	\$0.00	\$11,019.99	\$648.30	\$4,662.01	\$4,662.01	\$6,357.98	\$648.30
211000	Materiales, útiles y equipos menores de	\$0.00	\$6,942.57	\$6,942.57	\$6,942.57	\$0.00	\$6,942.57	\$0.00	\$4,662.01	\$4,662.01	\$2,280.56	\$0.00
211001	Material de Oficina	\$0.00	\$6,942.57	\$6,942.57	\$6,942.57	\$0.00	\$6,942.57	\$0.00	\$4,662.01	\$4,662.01	\$2,280.56	\$0.00
214000	Materiales, útiles y equipos menores de	\$0.00	\$4,725.72	\$4,725.72	\$4,725.72	\$0.00	\$4,077.42	\$648.30	\$0.00	\$0.00	\$4,077.42	\$648.30
214001	Material para Bienes Informáticos	\$0.00	\$4,725.72	\$4,725.72	\$4,725.72	\$0.00	\$4,077.42	\$648.30	\$0.00	\$0.00	\$4,077.42	\$648.30
230000	Materias primas y materiales de produ	\$0.00	\$10,000.00	\$10,000.00	\$10,000.00	\$0.00	\$0.00	\$10,000.00	\$0.00	\$0.00	\$0.00	\$10,000.00
237000	Productos de cuero, piel, plástico y hulk	\$0.00	\$10,000.00	\$10,000.00	\$10,000.00	\$0.00	\$0.00	\$10,000.00	\$0.00	\$0.00	\$0.00	\$10,000.00
237001	Productos de cuero, piel, plástico y hulk	\$0.00	\$10,000.00	\$10,000.00	\$10,000.00	\$0.00	\$0.00	\$10,000.00	\$0.00	\$0.00	\$0.00	\$10,000.00
240000	Materiales y artículos de construcciór	\$0.00	\$14,309.74	\$14,309.74	\$14,309.74	\$0.00	\$14,309.74	\$0.00	\$4,487.96	\$4,487.96	\$9,821.78	\$0.00
246000	Material eléctrico y electrónico	\$0.00	\$14,309.74	\$14,309.74	\$14,309.74	\$0.00	\$14,309.74	\$0.00	\$4,487.96	\$4,487.96	\$9,821.78	\$0.00
246001	Material Eléctrico	\$0.00	\$3,540.36	\$3,540.36	\$3,540.36	\$0.00	\$3,540.36	\$0.00	\$3,540.36	\$3,540.36	\$0.00	\$0.00
246002	Material Electrónico	\$0.00	\$10,769.38	\$10,769.38	\$10,769.38	\$0.00	\$10,769.38	\$0.00	\$947.60	\$947.60	\$9,821.78	\$0.00
Recurso Fiscal		\$0.00	\$35,978.03	\$35,978.03	\$35,978.03	\$0.00	\$25,329.73	\$10,648.30	\$9,149.97	\$9,149.97	\$16,179.76	\$10,648.30

15 Recurso Federal

200000	MATERIALES Y SUMINISTROS	\$0.00	\$35,978.06	\$35,978.06	\$35,978.06	\$0.00	\$25,329.76	\$10,648.30	\$9,149.98	\$9,149.98	\$16,179.78	\$10,648.30
210000	Materiales de administración, emisior	\$0.00	\$11,668.31	\$11,668.31	\$11,668.31	\$0.00	\$11,020.01	\$648.30	\$4,662.02	\$4,662.02	\$6,357.99	\$648.30
211000	Materiales, útiles y equipos menores de	\$0.00	\$6,942.58	\$6,942.58	\$6,942.58	\$0.00	\$6,942.58	\$0.00	\$4,662.02	\$4,662.02	\$2,280.56	\$0.00

Page 35



**INSTITUTO TECNOLÓGICO SUPERIOR DE HUICHAPAN
HIDALGO**

Estado Analítico del Ejercicio del Presupuesto de Egresos por Proyecto/Proceso - Fuente Financiamiento Del 01/ene./2023 Al 30/sep./2023

Fecha y | 10/oct./2023

hora de Impresión | 09:11 a. m.

rptEstadoAnaliticoPresupuestoEgresos_PY_FF_EX


Ejercicio del Presupuesto	Egresos Aprobado	Ampliaciones / (Reducciones)	Egresos Modificado	Egresos Comprometido	Presupuesto Disponible para Comprometer	Egresos Devengado	Comprometido No Devengado	Egresos Ejercido	Pagado	Cuentas por Pagar Deuda	Subejercicio
211001 Material de Oficina	\$0.00	\$6,942.58	\$6,942.58	\$6,942.58	\$0.00	\$6,942.58	\$0.00	\$4,662.02	\$4,662.02	\$2,280.56	\$0.00
214000 Materiales, útiles y equipos menores de	\$0.00	\$4,725.73	\$4,725.73	\$4,725.73	\$0.00	\$4,077.43	\$648.30	\$0.00	\$0.00	\$4,077.43	\$648.30
214001 Material para Bienes Informáticos	\$0.00	\$4,725.73	\$4,725.73	\$4,725.73	\$0.00	\$4,077.43	\$648.30	\$0.00	\$0.00	\$4,077.43	\$648.30
230000 Materias primas y materiales de produ	\$0.00	\$10,000.00	\$10,000.00	\$10,000.00	\$0.00	\$0.00	\$10,000.00	\$0.00	\$0.00	\$0.00	\$10,000.00
237000 Productos de cuero, piel, plástico y hule	\$0.00	\$10,000.00	\$10,000.00	\$10,000.00	\$0.00	\$0.00	\$10,000.00	\$0.00	\$0.00	\$0.00	\$10,000.00
237001 Productos de cuero, piel, plástico y hule	\$0.00	\$10,000.00	\$10,000.00	\$10,000.00	\$0.00	\$0.00	\$10,000.00	\$0.00	\$0.00	\$0.00	\$10,000.00
240000 Materiales y artículos de construcción	\$0.00	\$14,309.75	\$14,309.75	\$14,309.75	\$0.00	\$14,309.75	\$0.00	\$4,487.96	\$4,487.96	\$9,821.79	\$0.00
246000 Material eléctrico y electrónico	\$0.00	\$14,309.75	\$14,309.75	\$14,309.75	\$0.00	\$14,309.75	\$0.00	\$4,487.96	\$4,487.96	\$9,821.79	\$0.00
246001 Material Eléctrico	\$0.00	\$3,540.36	\$3,540.36	\$3,540.36	\$0.00	\$3,540.36	\$0.00	\$3,540.36	\$3,540.36	\$0.00	\$0.00
246002 Material Electrónico	\$0.00	\$10,769.39	\$10,769.39	\$10,769.39	\$0.00	\$10,769.39	\$0.00	\$947.60	\$947.60	\$9,821.79	\$0.00
Recurso Federal	\$0.00	\$35,978.06	\$35,978.06	\$35,978.06	\$0.00	\$25,329.76	\$10,648.30	\$9,149.98	\$9,149.98	\$16,179.78	\$10,648.30

DISEÑO DE UN PROTOTIPO PI	\$0.00	\$71,956.09	\$71,956.09	\$71,956.09	\$0.00	\$50,659.49	\$21,296.60	\$18,299.95	\$18,299.95	\$32,359.54	\$21,296.60
----------------------------------	---------------	--------------------	--------------------	--------------------	---------------	--------------------	--------------------	--------------------	--------------------	--------------------	--------------------

21 EFECTO DE LA INCORPORACIÓN DE HARINA DE GRILLO (ACHETTA DOMESTICUS) Y DE LAS CONDICIONES DE PI

11 Recurso Fiscal

200000 MATERIALES Y SUMINISTROS	\$0.00	\$44,669.92	\$44,669.92	\$44,634.12	\$35.80	\$16,367.24	\$28,266.88	\$8,376.87	\$8,376.87	\$7,990.37	\$28,302.68
210000 Materiales de administración, emisior	\$0.00	\$4,724.13	\$4,724.13	\$4,724.13	\$0.00	\$4,724.13	\$0.00	\$0.00	\$0.00	\$4,724.13	\$0.00
211000 Materiales, útiles y equipos menores de	\$0.00	\$1,672.41	\$1,672.41	\$1,672.41	\$0.00	\$1,672.41	\$0.00	\$0.00	\$0.00	\$1,672.41	\$0.00
211001 Material de Oficina	\$0.00	\$1,672.41	\$1,672.41	\$1,672.41	\$0.00	\$1,672.41	\$0.00	\$0.00	\$0.00	\$1,672.41	\$0.00
214000 Materiales, útiles y equipos menores de	\$0.00	\$3,051.72	\$3,051.72	\$3,051.72	\$0.00	\$3,051.72	\$0.00	\$0.00	\$0.00	\$3,051.72	\$0.00
214001 Material para Bienes Informáticos	\$0.00	\$3,051.72	\$3,051.72	\$3,051.72	\$0.00	\$3,051.72	\$0.00	\$0.00	\$0.00	\$3,051.72	\$0.00
220000 Alimentos y utensilios	\$0.00	\$2,500.00	\$2,500.00	\$2,488.20	\$11.80	\$0.00	\$2,488.20	\$0.00	\$0.00	\$0.00	\$2,500.00
221000 Productos alimenticios para personas	\$0.00	\$2,500.00	\$2,500.00	\$2,488.20	\$11.80	\$0.00	\$2,488.20	\$0.00	\$0.00	\$0.00	\$2,500.00
221001 Alimentación de Personas	\$0.00	\$2,500.00	\$2,500.00	\$2,488.20	\$11.80	\$0.00	\$2,488.20	\$0.00	\$0.00	\$0.00	\$2,500.00
230000 Materias primas y materiales de produ	\$0.00	\$8,610.76	\$8,610.76	\$8,610.76	\$0.00	\$8,610.76	\$0.00	\$5,344.52	\$5,344.52	\$3,266.24	\$0.00
231000 Productos alimenticios, agropecuarios	\$0.00	\$5,344.52	\$5,344.52	\$5,344.52	\$0.00	\$5,344.52	\$0.00	\$5,344.52	\$5,344.52	\$0.00	\$0.00
231001 Productos agrícolas	\$0.00	\$5,344.52	\$5,344.52	\$5,344.52	\$0.00	\$5,344.52	\$0.00	\$5,344.52	\$5,344.52	\$0.00	\$0.00
237000 Productos de cuero, piel, plástico y hule	\$0.00	\$3,266.24	\$3,266.24	\$3,266.24	\$0.00	\$3,266.24	\$0.00	\$0.00	\$0.00	\$3,266.24	\$0.00
237001 Productos de cuero, piel, plástico y hule	\$0.00	\$3,266.24	\$3,266.24	\$3,266.24	\$0.00	\$3,266.24	\$0.00	\$0.00	\$0.00	\$3,266.24	\$0.00
240000 Materiales y artículos de construcción	\$0.00	\$3,032.35	\$3,032.35	\$3,032.35	\$0.00	\$3,032.35	\$0.00	\$3,032.35	\$3,032.35	\$0.00	\$0.00




**INSTITUTO TECNOLÓGICO SUPERIOR DE HUICHAPAN
HIDALGO**

Estado Analítico del Ejercicio del Presupuesto de Egresos por Proyecto/Proceso - Fuente Financiamiento Del 01/ene./2023 Al 30/sep./2023

Hsp_supervisor
rptEstadoAnalíticoPresupuestoEgresos_PY_FF_EX

Fecha y 10/oct./2023
hora de Impresión 09:11 a. m.

Ejercicio del Presupuesto		Egresos Aprobado	Ampliaciones / (Reducciones)	Egresos Modificado	Egresos Comprometido	Presupuesto Disponible para Comprometer	Egresos Devengado	Comprometido No Devengado	Egresos Ejercido	Pagado	Cuentas por Pagar Deuda	Subejercicio
247000	Artículos metálicos para la construcción	\$0.00	\$3,032.35	\$3,032.35	\$3,032.35	\$0.00	\$3,032.35	\$0.00	\$3,032.35	\$3,032.35	\$0.00	\$0.00
247001	Artículos metálicos para la construcción	\$0.00	\$3,032.35	\$3,032.35	\$3,032.35	\$0.00	\$3,032.35	\$0.00	\$3,032.35	\$3,032.35	\$0.00	\$0.00
250000	Productos químicos, farmacéuticos y	\$0.00	\$25,802.68	\$25,802.68	\$25,778.68	\$24.00	\$0.00	\$25,778.68	\$0.00	\$0.00	\$0.00	\$25,802.68
251000	Productos químicos básicos	\$0.00	\$10,000.00	\$10,000.00	\$9,976.00	\$24.00	\$0.00	\$9,976.00	\$0.00	\$0.00	\$0.00	\$10,000.00
251001	Sustancias Químicas	\$0.00	\$10,000.00	\$10,000.00	\$9,976.00	\$24.00	\$0.00	\$9,976.00	\$0.00	\$0.00	\$0.00	\$10,000.00
255000	Materiales, accesorios y suministros de	\$0.00	\$15,802.68	\$15,802.68	\$15,802.68	\$0.00	\$0.00	\$15,802.68	\$0.00	\$0.00	\$0.00	\$15,802.68
255001	Materiales y Suministros de Laboratorio	\$0.00	\$15,802.68	\$15,802.68	\$15,802.68	\$0.00	\$0.00	\$15,802.68	\$0.00	\$0.00	\$0.00	\$15,802.68
Recurso Fiscal		\$0.00	\$44,669.92	\$44,669.92	\$44,634.12	\$35.80	\$16,367.24	\$28,266.88	\$8,376.87	\$8,376.87	\$7,990.37	\$28,302.68
15 Recurso Federal												
200000	MATERIALES Y SUMINISTROS	\$0.00	\$44,634.14	\$44,634.14	\$44,634.14	\$0.00	\$16,367.26	\$28,266.88	\$8,376.88	\$8,376.88	\$7,990.38	\$28,266.88
210000	Materiales de administración, emisior	\$0.00	\$4,724.14	\$4,724.14	\$4,724.14	\$0.00	\$4,724.14	\$0.00	\$0.00	\$0.00	\$4,724.14	\$0.00
211000	Materiales, útiles y equipos menores de	\$0.00	\$1,672.42	\$1,672.42	\$1,672.42	\$0.00	\$1,672.42	\$0.00	\$0.00	\$0.00	\$1,672.42	\$0.00
211001	Material de Oficina	\$0.00	\$1,672.42	\$1,672.42	\$1,672.42	\$0.00	\$1,672.42	\$0.00	\$0.00	\$0.00	\$1,672.42	\$0.00
214000	Materiales, útiles y equipos menores de	\$0.00	\$3,051.72	\$3,051.72	\$3,051.72	\$0.00	\$3,051.72	\$0.00	\$0.00	\$0.00	\$3,051.72	\$0.00
214001	Material para Bienes Informáticos	\$0.00	\$3,051.72	\$3,051.72	\$3,051.72	\$0.00	\$3,051.72	\$0.00	\$0.00	\$0.00	\$3,051.72	\$0.00
220000	Alimentos y utensilios	\$0.00	\$2,488.20	\$2,488.20	\$2,488.20	\$0.00	\$0.00	\$2,488.20	\$0.00	\$0.00	\$0.00	\$2,488.20
221000	Productos alimenticios para personas	\$0.00	\$2,488.20	\$2,488.20	\$2,488.20	\$0.00	\$0.00	\$2,488.20	\$0.00	\$0.00	\$0.00	\$2,488.20
221001	Alimentación de Personas	\$0.00	\$2,488.20	\$2,488.20	\$2,488.20	\$0.00	\$0.00	\$2,488.20	\$0.00	\$0.00	\$0.00	\$2,488.20
230000	Materias primas y materiales de produ	\$0.00	\$8,610.77	\$8,610.77	\$8,610.77	\$0.00	\$8,610.77	\$0.00	\$5,344.53	\$5,344.53	\$3,266.24	\$0.00
231000	Productos alimenticios, agropecuarios ;	\$0.00	\$5,344.53	\$5,344.53	\$5,344.53	\$0.00	\$5,344.53	\$0.00	\$5,344.53	\$5,344.53	\$0.00	\$0.00
231001	Productos agrícolas	\$0.00	\$5,344.53	\$5,344.53	\$5,344.53	\$0.00	\$5,344.53	\$0.00	\$5,344.53	\$5,344.53	\$0.00	\$0.00
237000	Productos de cuero, piel, plástico y hule	\$0.00	\$3,266.24	\$3,266.24	\$3,266.24	\$0.00	\$3,266.24	\$0.00	\$0.00	\$0.00	\$3,266.24	\$0.00
237001	Productos de cuero, piel, plástico y hule	\$0.00	\$3,266.24	\$3,266.24	\$3,266.24	\$0.00	\$3,266.24	\$0.00	\$0.00	\$0.00	\$3,266.24	\$0.00
240000	Materiales y artículos de construcción	\$0.00	\$3,032.35	\$3,032.35	\$3,032.35	\$0.00	\$3,032.35	\$0.00	\$3,032.35	\$3,032.35	\$0.00	\$0.00
247000	Artículos metálicos para la construcción	\$0.00	\$3,032.35	\$3,032.35	\$3,032.35	\$0.00	\$3,032.35	\$0.00	\$3,032.35	\$3,032.35	\$0.00	\$0.00
247001	Artículos metálicos para la construcción	\$0.00	\$3,032.35	\$3,032.35	\$3,032.35	\$0.00	\$3,032.35	\$0.00	\$3,032.35	\$3,032.35	\$0.00	\$0.00
250000	Productos químicos, farmacéuticos y	\$0.00	\$25,778.68	\$25,778.68	\$25,778.68	\$0.00	\$0.00	\$25,778.68	\$0.00	\$0.00	\$0.00	\$25,778.68
251000	Productos químicos básicos	\$0.00	\$9,976.00	\$9,976.00	\$9,976.00	\$0.00	\$0.00	\$9,976.00	\$0.00	\$0.00	\$0.00	\$9,976.00
251001	Sustancias Químicas	\$0.00	\$9,976.00	\$9,976.00	\$9,976.00	\$0.00	\$0.00	\$9,976.00	\$0.00	\$0.00	\$0.00	\$9,976.00
255000	Materiales, accesorios y suministros de	\$0.00	\$15,802.68	\$15,802.68	\$15,802.68	\$0.00	\$0.00	\$15,802.68	\$0.00	\$0.00	\$0.00	\$15,802.68
255001	Materiales y Suministros de Laboratorio	\$0.00	\$15,802.68	\$15,802.68	\$15,802.68	\$0.00	\$0.00	\$15,802.68	\$0.00	\$0.00	\$0.00	\$15,802.68
Recurso Federal		\$0.00	\$44,634.14	\$44,634.14	\$44,634.14	\$0.00	\$16,367.26	\$28,266.88	\$8,376.88	\$8,376.88	\$7,990.38	\$28,266.88



**INSTITUTO TECNOLÓGICO SUPERIOR DE HUICHAPAN
HIDALGO**

Estado Analítico del Ejercicio del Presupuesto de Egresos por Proyecto/Proceso - Fuente Financiamiento Del 01/ene./2023 Al 30/sep./2023

Fecha y 10/oct./2023

hora de Impresión 09:11 a. m.

NSP_supervisor
rptEstadoAnaliticoPresupuestoEgresos_PY_FF_EX

Ejercicio del Presupuesto	Egresos Aprobado	Ampliaciones / (Reducciones)	Egresos Modificado	Egresos Comprometido	Presupuesto Disponible para Comprometer	Egresos Devengado	Comprometido No Devengado	Egresos Ejercido	Pagado	Cuentas por Pagar Deuda	Subejercicio
EFECTO DE LA INCORPORACI	\$0.00	\$89,304.06	\$89,304.06	\$89,268.26	\$35.80	\$32,734.50	\$56,533.76	\$16,753.75	\$16,753.75	\$15,980.75	\$56,569.56

22

DISEÑO DE CICLO VÍA PARA MEJORA DE MOVILIDAD URBANA EN LA CABECERA MUNICIPAL DE HUICHAPAN, HII

11 Recurso Fiscal

200000	MATERIALES Y SUMINISTROS	\$0.00	\$26,870.94	\$26,870.94	\$26,870.94	\$0.00	\$24,611.34	\$2,259.60	\$8,080.58	\$8,080.58	\$16,530.76	\$2,259.60
210000	Materiales de administración, emisió	\$0.00	\$14,653.35	\$14,653.35	\$14,653.35	\$0.00	\$14,653.35	\$0.00	\$2,886.01	\$2,886.01	\$11,767.34	\$0.00
211000	Materiales, útiles y equipos menores de	\$0.00	\$3,856.05	\$3,856.05	\$3,856.05	\$0.00	\$3,856.05	\$0.00	\$2,886.01	\$2,886.01	\$970.04	\$0.00
211001	Material de Oficina	\$0.00	\$3,856.05	\$3,856.05	\$3,856.05	\$0.00	\$3,856.05	\$0.00	\$2,886.01	\$2,886.01	\$970.04	\$0.00
212000	Materiales y útiles de impresión y repro	\$0.00	\$5,664.30	\$5,664.30	\$5,664.30	\$0.00	\$5,664.30	\$0.00	\$0.00	\$0.00	\$5,664.30	\$0.00
212001	Materiales y Útiles de Impresión	\$0.00	\$5,664.30	\$5,664.30	\$5,664.30	\$0.00	\$5,664.30	\$0.00	\$0.00	\$0.00	\$5,664.30	\$0.00
214000	Materiales, útiles y equipos menores de	\$0.00	\$5,133.00	\$5,133.00	\$5,133.00	\$0.00	\$5,133.00	\$0.00	\$0.00	\$0.00	\$5,133.00	\$0.00
214001	Material para Bienes Informáticos	\$0.00	\$5,133.00	\$5,133.00	\$5,133.00	\$0.00	\$5,133.00	\$0.00	\$0.00	\$0.00	\$5,133.00	\$0.00
230000	Materias primas y materiales de prodi	\$0.00	\$1,341.42	\$1,341.42	\$1,341.42	\$0.00	\$1,341.42	\$0.00	\$0.00	\$0.00	\$1,341.42	\$0.00
237000	Productos de cuero, piel, plástico y huli	\$0.00	\$1,341.42	\$1,341.42	\$1,341.42	\$0.00	\$1,341.42	\$0.00	\$0.00	\$0.00	\$1,341.42	\$0.00
237001	Productos de cuero, piel, plástico y huli	\$0.00	\$1,341.42	\$1,341.42	\$1,341.42	\$0.00	\$1,341.42	\$0.00	\$0.00	\$0.00	\$1,341.42	\$0.00
290000	Herramientas, refacciones y accesorio	\$0.00	\$10,876.17	\$10,876.17	\$10,876.17	\$0.00	\$8,616.57	\$2,259.60	\$5,194.57	\$5,194.57	\$3,422.00	\$2,259.60
294000	Refacciones y accesorios menores de	\$0.00	\$10,876.17	\$10,876.17	\$10,876.17	\$0.00	\$8,616.57	\$2,259.60	\$5,194.57	\$5,194.57	\$3,422.00	\$2,259.60
294001	Refacciones y accesorios menores de	\$0.00	\$10,876.17	\$10,876.17	\$10,876.17	\$0.00	\$8,616.57	\$2,259.60	\$5,194.57	\$5,194.57	\$3,422.00	\$2,259.60
	Recurso Fiscal	\$0.00	\$26,870.94	\$26,870.94	\$26,870.94	\$0.00	\$24,611.34	\$2,259.60	\$8,080.58	\$8,080.58	\$16,530.76	\$2,259.60

15 Recurso Federal

200000	MATERIALES Y SUMINISTROS	\$0.00	\$26,870.95	\$26,870.95	\$26,870.95	\$0.00	\$24,611.35	\$2,259.60	\$8,080.56	\$8,080.56	\$16,530.79	\$2,259.60
210000	Materiales de administración, emisió	\$0.00	\$14,653.36	\$14,653.36	\$14,653.36	\$0.00	\$14,653.36	\$0.00	\$2,886.00	\$2,886.00	\$11,767.36	\$0.00
211000	Materiales, útiles y equipos menores de	\$0.00	\$3,856.05	\$3,856.05	\$3,856.05	\$0.00	\$3,856.05	\$0.00	\$2,886.00	\$2,886.00	\$970.05	\$0.00
211001	Material de Oficina	\$0.00	\$3,856.05	\$3,856.05	\$3,856.05	\$0.00	\$3,856.05	\$0.00	\$2,886.00	\$2,886.00	\$970.05	\$0.00
212000	Materiales y útiles de impresión y repro	\$0.00	\$5,664.31	\$5,664.31	\$5,664.31	\$0.00	\$5,664.31	\$0.00	\$0.00	\$0.00	\$5,664.31	\$0.00
212001	Materiales y Útiles de Impresión	\$0.00	\$5,664.31	\$5,664.31	\$5,664.31	\$0.00	\$5,664.31	\$0.00	\$0.00	\$0.00	\$5,664.31	\$0.00
214000	Materiales, útiles y equipos menores de	\$0.00	\$5,133.00	\$5,133.00	\$5,133.00	\$0.00	\$5,133.00	\$0.00	\$0.00	\$0.00	\$5,133.00	\$0.00
214001	Material para Bienes Informáticos	\$0.00	\$5,133.00	\$5,133.00	\$5,133.00	\$0.00	\$5,133.00	\$0.00	\$0.00	\$0.00	\$5,133.00	\$0.00
230000	Materias primas y materiales de prodi	\$0.00	\$1,341.43	\$1,341.43	\$1,341.43	\$0.00	\$1,341.43	\$0.00	\$0.00	\$0.00	\$1,341.43	\$0.00



**INSTITUTO TECNOLÓGICO SUPERIOR DE HUICHAPAN
HIDALGO**

Estado Analítico del Ejercicio del Presupuesto de Egresos por Proyecto/Proceso - Fuente Financiamiento Del 01/ene./2023 Al 30/sep./2023

rptEstadoAnalíticoPresupuestoEgresos_PY_FF_EX

Fecha y hora de Impresión | 10/oct./2023
09:11 a. m.

Ejercicio del Presupuesto		Egresos Aprobado	Ampliaciones / (Reducciones)	Egresos Modificado	Egresos Comprometido	Presupuesto Disponible para Comprometer	Egresos Devengado	Comprometido No Devengado	Egresos Ejercido	Pagado	Cuentas por Pagar Deuda	Subejercicio
237000	Productos de cuero, piel, plástico y hulk	\$0.00	\$1,341.43	\$1,341.43	\$1,341.43	\$0.00	\$1,341.43	\$0.00	\$0.00	\$0.00	\$1,341.43	\$0.00
237001	Productos de cuero, piel, plástico y hulk	\$0.00	\$1,341.43	\$1,341.43	\$1,341.43	\$0.00	\$1,341.43	\$0.00	\$0.00	\$0.00	\$1,341.43	\$0.00
290000	Herramientas, refacciones y accesorios	\$0.00	\$10,876.16	\$10,876.16	\$10,876.16	\$0.00	\$8,616.56	\$2,259.60	\$5,194.56	\$5,194.56	\$3,422.00	\$2,259.60
294000	Refacciones y accesorios menores de	\$0.00	\$10,876.16	\$10,876.16	\$10,876.16	\$0.00	\$8,616.56	\$2,259.60	\$5,194.56	\$5,194.56	\$3,422.00	\$2,259.60
294001	Refacciones y accesorios menores de	\$0.00	\$10,876.16	\$10,876.16	\$10,876.16	\$0.00	\$8,616.56	\$2,259.60	\$5,194.56	\$5,194.56	\$3,422.00	\$2,259.60
Recurso Federal		\$0.00	\$26,870.95	\$26,870.95	\$26,870.95	\$0.00	\$24,611.35	\$2,259.60	\$8,080.56	\$8,080.56	\$16,530.79	\$2,259.60
DISEÑO DE CICLO VÍA PARA I		\$0.00	\$53,741.89	\$53,741.89	\$53,741.89	\$0.00	\$49,222.69	\$4,519.20	\$16,161.14	\$16,161.14	\$33,061.55	\$4,519.20


23 MONITOREO DE RECORRIDO DE VIGILANCIA BAJO EL ENFOQUE IOT

11 Recurso Fiscal

200000	MATERIALES Y SUMINISTROS	\$0.00	\$34,109.08	\$34,109.08	\$34,109.08	\$0.00	\$28,396.87	\$5,712.21	\$11,184.08	\$11,184.08	\$17,212.79	\$5,712.21
210000	Materiales de administración, emisió	\$0.00	\$14,827.58	\$14,827.58	\$14,827.58	\$0.00	\$14,827.58	\$0.00	\$6,561.83	\$6,561.83	\$8,265.75	\$0.00
211000	Materiales, útiles y equipos menores de	\$0.00	\$7,346.00	\$7,346.00	\$7,346.00	\$0.00	\$7,346.00	\$0.00	\$4,018.87	\$4,018.87	\$3,327.13	\$0.00
211001	Material de Oficina	\$0.00	\$7,346.00	\$7,346.00	\$7,346.00	\$0.00	\$7,346.00	\$0.00	\$4,018.87	\$4,018.87	\$3,327.13	\$0.00
212000	Materiales y útiles de impresión y repre	\$0.00	\$617.13	\$617.13	\$617.13	\$0.00	\$617.13	\$0.00	\$0.00	\$0.00	\$617.13	\$0.00
212001	Materiales y Útiles de Impresión	\$0.00	\$617.13	\$617.13	\$617.13	\$0.00	\$617.13	\$0.00	\$0.00	\$0.00	\$617.13	\$0.00
214000	Materiales, útiles y equipos menores de	\$0.00	\$6,864.45	\$6,864.45	\$6,864.45	\$0.00	\$6,864.45	\$0.00	\$2,542.96	\$2,542.96	\$4,321.49	\$0.00
214001	Material para Bienes Informáticos	\$0.00	\$6,864.45	\$6,864.45	\$6,864.45	\$0.00	\$6,864.45	\$0.00	\$2,542.96	\$2,542.96	\$4,321.49	\$0.00
240000	Materiales y artículos de construcción	\$0.00	\$5,000.00	\$5,000.00	\$5,000.00	\$0.00	\$5,000.00	\$0.00	\$0.00	\$0.00	\$5,000.00	\$0.00
246000	Material eléctrico y electrónico	\$0.00	\$5,000.00	\$5,000.00	\$5,000.00	\$0.00	\$5,000.00	\$0.00	\$0.00	\$0.00	\$5,000.00	\$0.00
246002	Material Electrónico	\$0.00	\$5,000.00	\$5,000.00	\$5,000.00	\$0.00	\$5,000.00	\$0.00	\$0.00	\$0.00	\$5,000.00	\$0.00
290000	Herramientas, refacciones y accesorios	\$0.00	\$14,281.50	\$14,281.50	\$14,281.50	\$0.00	\$8,569.29	\$5,712.21	\$4,622.25	\$4,622.25	\$3,947.04	\$5,712.21
294000	Refacciones y accesorios menores de	\$0.00	\$14,281.50	\$14,281.50	\$14,281.50	\$0.00	\$8,569.29	\$5,712.21	\$4,622.25	\$4,622.25	\$3,947.04	\$5,712.21
294001	Refacciones y accesorios menores de	\$0.00	\$14,281.50	\$14,281.50	\$14,281.50	\$0.00	\$8,569.29	\$5,712.21	\$4,622.25	\$4,622.25	\$3,947.04	\$5,712.21
Recurso Fiscal		\$0.00	\$34,109.08	\$34,109.08	\$34,109.08	\$0.00	\$28,396.87	\$5,712.21	\$11,184.08	\$11,184.08	\$17,212.79	\$5,712.21

15 Recurso Federal

200000	MATERIALES Y SUMINISTROS	\$0.00	\$34,109.12	\$34,109.12	\$34,109.12	\$0.00	\$28,396.90	\$5,712.22	\$11,184.10	\$11,184.10	\$17,212.80	\$5,712.22
210000	Materiales de administración, emisió	\$0.00	\$14,827.59	\$14,827.59	\$14,827.59	\$0.00	\$14,827.59	\$0.00	\$6,561.84	\$6,561.84	\$8,265.75	\$0.00
211000	Materiales, útiles y equipos menores de	\$0.00	\$7,346.00	\$7,346.00	\$7,346.00	\$0.00	\$7,346.00	\$0.00	\$4,018.87	\$4,018.87	\$3,327.13	\$0.00



**INSTITUTO TECNOLÓGICO SUPERIOR DE HUICHAPAN
HIDALGO**

Estado Analítico del Ejercicio del Presupuesto de Egresos por Proyecto/Proceso - Fuente Financiamiento Del 01/ene./2023 Al 30/sep./2023

Fecha y 10/oct./2023

hora de Impresión 09:11 a. m.

rptEstadoAnaliticoPresupuestoEgresos_PY_FF_EX

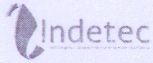
Ejercicio del Presupuesto		Egresos Aprobado	Ampliaciones / (Reducciones)	Egresos Modificado	Egresos Comprometido	Presupuesto Disponible para Comprometer	Egresos Devengado	Comprometido No Devengado	Egresos Ejercido	Pagado	Cuentas por Pagar Deuda	Subejercicio
211001	Material de Oficina	\$0.00	\$7,346.00	\$7,346.00	\$7,346.00	\$0.00	\$7,346.00	\$0.00	\$4,018.87	\$4,018.87	\$3,327.13	\$0.00
212000	Materiales y útiles de impresión y repro	\$0.00	\$617.12	\$617.12	\$617.12	\$0.00	\$617.12	\$0.00	\$0.00	\$0.00	\$617.12	\$0.00
212001	Materiales y Útiles de Impresión	\$0.00	\$617.12	\$617.12	\$617.12	\$0.00	\$617.12	\$0.00	\$0.00	\$0.00	\$617.12	\$0.00
214000	Materiales, útiles y equipos menores de	\$0.00	\$6,864.47	\$6,864.47	\$6,864.47	\$0.00	\$6,864.47	\$0.00	\$2,542.97	\$2,542.97	\$4,321.50	\$0.00
214001	Material para Bienes Informáticos	\$0.00	\$6,864.47	\$6,864.47	\$6,864.47	\$0.00	\$6,864.47	\$0.00	\$2,542.97	\$2,542.97	\$4,321.50	\$0.00
240000	Materiales y artículos de construcción	\$0.00	\$5,000.00	\$5,000.00	\$5,000.00	\$0.00	\$5,000.00	\$0.00	\$0.00	\$0.00	\$5,000.00	\$0.00
246000	Material eléctrico y electrónico	\$0.00	\$5,000.00	\$5,000.00	\$5,000.00	\$0.00	\$5,000.00	\$0.00	\$0.00	\$0.00	\$5,000.00	\$0.00
246002	Material Electrónico	\$0.00	\$5,000.00	\$5,000.00	\$5,000.00	\$0.00	\$5,000.00	\$0.00	\$0.00	\$0.00	\$5,000.00	\$0.00
290000	Herramientas, refacciones y accesorios	\$0.00	\$14,281.53	\$14,281.53	\$14,281.53	\$0.00	\$8,569.31	\$5,712.22	\$4,622.26	\$4,622.26	\$3,947.05	\$5,712.22
294000	Refacciones y accesorios menores de	\$0.00	\$14,281.53	\$14,281.53	\$14,281.53	\$0.00	\$8,569.31	\$5,712.22	\$4,622.26	\$4,622.26	\$3,947.05	\$5,712.22
294001	Refacciones y accesorios menores de	\$0.00	\$14,281.53	\$14,281.53	\$14,281.53	\$0.00	\$8,569.31	\$5,712.22	\$4,622.26	\$4,622.26	\$3,947.05	\$5,712.22
Recurso Federal		\$0.00	\$34,109.12	\$34,109.12	\$34,109.12	\$0.00	\$28,396.90	\$5,712.22	\$11,184.10	\$11,184.10	\$17,212.80	\$5,712.22
MONITOREO DE RECORRIDO		\$0.00	\$68,218.20	\$68,218.20	\$68,218.20	\$0.00	\$56,793.77	\$11,424.43	\$22,368.18	\$22,368.18	\$34,425.59	\$11,424.43

24

DESARROLLO DE UN DISPOSITIVO PARA LA REDUCCIÓN DE FUGAS DE AGUA EN SANITARIOS

11 Recurso Fiscal

200000	MATERIALES Y SUMINISTROS	\$0.00	\$45,141.37	\$45,141.37	\$44,816.77	\$324.60	\$43,005.91	\$1,810.86	\$32,016.88	\$32,016.88	\$10,989.03	\$2,135.46
210000	Materiales de administración, emisió	\$0.00	\$8,029.28	\$8,029.28	\$8,029.28	\$0.00	\$8,029.28	\$0.00	\$5,288.38	\$5,288.38	\$2,740.90	\$0.00
211000	Materiales, útiles y equipos menores de	\$0.00	\$3,029.28	\$3,029.28	\$3,029.28	\$0.00	\$3,029.28	\$0.00	\$288.38	\$288.38	\$2,740.90	\$0.00
211001	Material de Oficina	\$0.00	\$3,029.28	\$3,029.28	\$3,029.28	\$0.00	\$3,029.28	\$0.00	\$288.38	\$288.38	\$2,740.90	\$0.00
214000	Materiales, útiles y equipos menores de	\$0.00	\$5,000.00	\$5,000.00	\$5,000.00	\$0.00	\$5,000.00	\$0.00	\$5,000.00	\$5,000.00	\$0.00	\$0.00
214001	Material para Bienes Informáticos	\$0.00	\$5,000.00	\$5,000.00	\$5,000.00	\$0.00	\$5,000.00	\$0.00	\$5,000.00	\$5,000.00	\$0.00	\$0.00
240000	Materiales y artículos de construcción	\$0.00	\$26,935.10	\$26,935.10	\$26,753.35	\$181.75	\$25,370.32	\$1,383.03	\$21,140.04	\$21,140.04	\$4,230.28	\$1,564.78
246000	Material eléctrico y electrónico	\$0.00	\$14,681.40	\$14,681.40	\$14,681.40	\$0.00	\$14,179.65	\$501.75	\$9,949.37	\$9,949.37	\$4,230.28	\$501.75
246001	Material Eléctrico	\$0.00	\$7,080.68	\$7,080.68	\$7,080.68	\$0.00	\$6,578.93	\$501.75	\$3,739.45	\$3,739.45	\$2,839.48	\$501.75
246002	Material Electrónico	\$0.00	\$7,600.72	\$7,600.72	\$7,600.72	\$0.00	\$7,600.72	\$0.00	\$6,209.92	\$6,209.92	\$1,390.80	\$0.00
247000	Artículos metálicos para la construcci	\$0.00	\$6,153.70	\$6,153.70	\$6,153.70	\$0.00	\$5,272.42	\$881.28	\$5,272.42	\$5,272.42	\$0.00	\$881.28
247001	Artículos metálicos para la construcci	\$0.00	\$6,153.70	\$6,153.70	\$6,153.70	\$0.00	\$5,272.42	\$881.28	\$5,272.42	\$5,272.42	\$0.00	\$881.28
248000	Materiales complementarios	\$0.00	\$5,000.00	\$5,000.00	\$4,899.00	\$101.00	\$4,899.00	\$0.00	\$4,899.00	\$4,899.00	\$0.00	\$101.00
248001	Materiales complementarios	\$0.00	\$5,000.00	\$5,000.00	\$4,899.00	\$101.00	\$4,899.00	\$0.00	\$4,899.00	\$4,899.00	\$0.00	\$101.00



**INSTITUTO TECNOLÓGICO SUPERIOR DE HUICHAPAN
HIDALGO**


Estado Analítico del Ejercicio del Presupuesto de Egresos por Proyecto/Proceso - Fuente Financiamiento Del 01/ene./2023 Al 30/sep./2023

Fecha y 10/oct./2023

hora de Impresión 09:11 a. m.

http://supervisor
rptEstadoAnaliticoPresupuestoEgresos_PY_FF_EX

Ejercicio del Presupuesto		Egresos Aprobado	Ampliaciones / (Reducciones)	Egresos Modificado	Egresos Comprometido	Presupuesto Disponible para Comprometer	Egresos Devengado	Comprometido No Devengado	Egresos Ejercido	Pagado	Cuentas por Pagar Deuda	Subejercicio
249000	Otros materiales y articulos de construc	\$0.00	\$1,100.00	\$1,100.00	\$1,019.25	\$80.75	\$1,019.25	\$0.00	\$1,019.25	\$1,019.25	\$0.00	\$80.75
249001	Otros materiales y articulos de construc	\$0.00	\$1,100.00	\$1,100.00	\$1,019.25	\$80.75	\$1,019.25	\$0.00	\$1,019.25	\$1,019.25	\$0.00	\$80.75
250000	Productos quimicos, farmacéuticos y	\$0.00	\$120.05	\$120.05	\$120.05	\$0.00	\$120.05	\$0.00	\$120.05	\$120.05	\$0.00	\$0.00
251000	Productos quimicos básicos	\$0.00	\$120.05	\$120.05	\$120.05	\$0.00	\$120.05	\$0.00	\$120.05	\$120.05	\$0.00	\$0.00
251001	Sustancias Quimicas	\$0.00	\$120.05	\$120.05	\$120.05	\$0.00	\$120.05	\$0.00	\$120.05	\$120.05	\$0.00	\$0.00
290000	Herramientas, refacciones y accesorios	\$0.00	\$10,056.94	\$10,056.94	\$9,914.09	\$142.85	\$9,486.26	\$427.83	\$5,468.41	\$5,468.41	\$4,017.85	\$570.68
291000	Herramientas menores	\$0.00	\$7,856.94	\$7,856.94	\$7,856.94	\$0.00	\$7,856.94	\$0.00	\$4,086.89	\$4,086.89	\$3,770.05	\$0.00
291001	Herramientas Menores	\$0.00	\$7,856.94	\$7,856.94	\$7,856.94	\$0.00	\$7,856.94	\$0.00	\$4,086.89	\$4,086.89	\$3,770.05	\$0.00
292000	Refacciones y accesorios menores de	\$0.00	\$500.00	\$500.00	\$427.83	\$72.17	\$0.00	\$427.83	\$0.00	\$0.00	\$0.00	\$500.00
292001	Refacciones y accesorios menores de	\$0.00	\$500.00	\$500.00	\$427.83	\$72.17	\$0.00	\$427.83	\$0.00	\$0.00	\$0.00	\$500.00
294000	Refacciones y accesorios menores de	\$0.00	\$1,700.00	\$1,700.00	\$1,629.32	\$70.68	\$1,629.32	\$0.00	\$1,381.52	\$1,381.52	\$247.80	\$70.68
294001	Refacciones y accesorios menores de	\$0.00	\$1,700.00	\$1,700.00	\$1,629.32	\$70.68	\$1,629.32	\$0.00	\$1,381.52	\$1,381.52	\$247.80	\$70.68
Recurso Fiscal		\$0.00	\$45,141.37	\$45,141.37	\$44,816.77	\$324.60	\$43,005.91	\$1,810.86	\$32,016.88	\$32,016.88	\$10,989.03	\$2,135.46
15 Recurso Federal												
200000	MATERIALES Y SUMINISTROS	\$0.00	\$44,816.81	\$44,816.81	\$44,816.81	\$0.00	\$43,005.95	\$1,810.86	\$32,016.91	\$32,016.91	\$10,989.04	\$1,810.86
210000	Materiales de administración, emisiór	\$0.00	\$8,029.29	\$8,029.29	\$8,029.29	\$0.00	\$8,029.29	\$0.00	\$5,288.39	\$5,288.39	\$2,740.90	\$0.00
211000	Materiales, útiles y equipos menores de	\$0.00	\$3,029.29	\$3,029.29	\$3,029.29	\$0.00	\$3,029.29	\$0.00	\$288.39	\$288.39	\$2,740.90	\$0.00
211001	Material de Oficina	\$0.00	\$3,029.29	\$3,029.29	\$3,029.29	\$0.00	\$3,029.29	\$0.00	\$288.39	\$288.39	\$2,740.90	\$0.00
214000	Materiales, útiles y equipos menores de	\$0.00	\$5,000.00	\$5,000.00	\$5,000.00	\$0.00	\$5,000.00	\$0.00	\$5,000.00	\$5,000.00	\$0.00	\$0.00
214001	Material para Bienes Informáticos	\$0.00	\$5,000.00	\$5,000.00	\$5,000.00	\$0.00	\$5,000.00	\$0.00	\$5,000.00	\$5,000.00	\$0.00	\$0.00
240000	Materiales y articulos de construcción	\$0.00	\$26,753.37	\$26,753.37	\$26,753.37	\$0.00	\$25,370.34	\$1,383.03	\$21,140.05	\$21,140.05	\$4,230.29	\$1,383.03
246000	Material eléctrico y electrónico	\$0.00	\$14,681.41	\$14,681.41	\$14,681.41	\$0.00	\$14,179.66	\$501.75	\$9,949.37	\$9,949.37	\$4,230.29	\$501.75
246001	Material Eléctrico	\$0.00	\$7,080.67	\$7,080.67	\$7,080.67	\$0.00	\$6,578.92	\$501.75	\$3,739.45	\$3,739.45	\$2,839.47	\$501.75
246002	Material Electrónico	\$0.00	\$7,600.74	\$7,600.74	\$7,600.74	\$0.00	\$7,600.74	\$0.00	\$6,209.92	\$6,209.92	\$1,390.82	\$0.00
247000	Articulos metálicos para la construcción	\$0.00	\$6,153.70	\$6,153.70	\$6,153.70	\$0.00	\$5,272.42	\$881.28	\$5,272.42	\$5,272.42	\$0.00	\$881.28
247001	Articulos metálicos para la construcción	\$0.00	\$6,153.70	\$6,153.70	\$6,153.70	\$0.00	\$5,272.42	\$881.28	\$5,272.42	\$5,272.42	\$0.00	\$881.28
248000	Materiales complementarios	\$0.00	\$4,899.00	\$4,899.00	\$4,899.00	\$0.00	\$4,899.00	\$0.00	\$4,899.00	\$4,899.00	\$0.00	\$0.00
248001	Materiales complementarios	\$0.00	\$4,899.00	\$4,899.00	\$4,899.00	\$0.00	\$4,899.00	\$0.00	\$4,899.00	\$4,899.00	\$0.00	\$0.00
249000	Otros materiales y articulos de construc	\$0.00	\$1,019.26	\$1,019.26	\$1,019.26	\$0.00	\$1,019.26	\$0.00	\$1,019.26	\$1,019.26	\$0.00	\$0.00
249001	Otros materiales y articulos de construc	\$0.00	\$1,019.26	\$1,019.26	\$1,019.26	\$0.00	\$1,019.26	\$0.00	\$1,019.26	\$1,019.26	\$0.00	\$0.00
250000	Productos quimicos, farmacéuticos y	\$0.00	\$120.05	\$120.05	\$120.05	\$0.00	\$120.05	\$0.00	\$120.05	\$120.05	\$0.00	\$0.00
251000	Productos quimicos básicos	\$0.00	\$120.05	\$120.05	\$120.05	\$0.00	\$120.05	\$0.00	\$120.05	\$120.05	\$0.00	\$0.00



**INSTITUTO TECNOLÓGICO SUPERIOR DE HUICHAPAN
HIDALGO**

Estado Analítico del Ejercicio del Presupuesto de Egresos por Proyecto/Proceso - Fuente Financiamiento Del 01/ene./2023 Al 30/sep./2023

Fecha y | 10/oct./2023

hora de Impresión | 09:11 a. m.

Report supervisor
rptEstadoAnaliticoPresupuestoEgresos_PY_FF_EX


Ejercicio del Presupuesto		Egresos Aprobado	Ampliaciones / (Reducciones)	Egresos Modificado	Egresos Comprometido	Presupuesto Disponible para Comprometer	Egresos Devengado	Comprometido No Devengado	Egresos Ejercido	Pagado	Cuentas por Pagar Deuda	Subejercicio
251001	Sustancias Químicas	\$0.00	\$120.05	\$120.05	\$120.05	\$0.00	\$120.05	\$0.00	\$120.05	\$120.05	\$0.00	\$0.00
290000	Herramientas, refacciones y accesorios	\$0.00	\$9,914.10	\$9,914.10	\$9,914.10	\$0.00	\$9,486.27	\$427.83	\$5,468.42	\$5,468.42	\$4,017.85	\$427.83
291000	Herramientas menores	\$0.00	\$7,856.94	\$7,856.94	\$7,856.94	\$0.00	\$7,856.94	\$0.00	\$4,086.89	\$4,086.89	\$3,770.05	\$0.00
291001	Herramientas Menores	\$0.00	\$7,856.94	\$7,856.94	\$7,856.94	\$0.00	\$7,856.94	\$0.00	\$4,086.89	\$4,086.89	\$3,770.05	\$0.00
292000	Refacciones y accesorios menores de	\$0.00	\$427.83	\$427.83	\$427.83	\$0.00	\$0.00	\$427.83	\$0.00	\$0.00	\$0.00	\$427.83
292001	Refacciones y accesorios menores de	\$0.00	\$427.83	\$427.83	\$427.83	\$0.00	\$0.00	\$427.83	\$0.00	\$0.00	\$0.00	\$427.83
294000	Refacciones y accesorios menores de	\$0.00	\$1,629.33	\$1,629.33	\$1,629.33	\$0.00	\$1,629.33	\$0.00	\$1,381.53	\$1,381.53	\$247.80	\$0.00
294001	Refacciones y accesorios menores de	\$0.00	\$1,629.33	\$1,629.33	\$1,629.33	\$0.00	\$1,629.33	\$0.00	\$1,381.53	\$1,381.53	\$247.80	\$0.00
Recurso Federal		\$0.00	\$44,816.81	\$44,816.81	\$44,816.81	\$0.00	\$43,005.95	\$1,810.86	\$32,016.91	\$32,016.91	\$10,989.04	\$1,810.86
DESARROLLO DE UN DISPOSITIVO		\$0.00	\$89,958.18	\$89,958.18	\$89,633.58	\$324.60	\$86,011.86	\$3,621.72	\$64,033.79	\$64,033.79	\$21,978.07	\$3,946.32

25

DESARROLLO DE UN PROTOTIPO IOT PARA EL MONITOREO DE UN SISTEMA DE RECIRCULACIÓN CONTINUA PAI

11 Recurso Fiscal

200000	MATERIALES Y SUMINISTROS	\$0.00	\$42,591.49	\$42,591.49	\$42,591.49	\$0.00	\$40,751.79	\$1,839.70	\$18,283.61	\$18,283.61	\$22,468.18	\$1,839.70
210000	Materiales de administración, emisior	\$0.00	\$12,293.53	\$12,293.53	\$12,293.53	\$0.00	\$12,293.53	\$0.00	\$5,245.05	\$5,245.05	\$7,048.48	\$0.00
211000	Materiales, útiles y equipos menores de	\$0.00	\$2,624.34	\$2,624.34	\$2,624.34	\$0.00	\$2,624.34	\$0.00	\$1,679.01	\$1,679.01	\$945.33	\$0.00
211001	Material de Oficina	\$0.00	\$2,624.34	\$2,624.34	\$2,624.34	\$0.00	\$2,624.34	\$0.00	\$1,679.01	\$1,679.01	\$945.33	\$0.00
214000	Materiales, útiles y equipos menores de	\$0.00	\$9,669.19	\$9,669.19	\$9,669.19	\$0.00	\$9,669.19	\$0.00	\$3,566.04	\$3,566.04	\$6,103.15	\$0.00
214001	Material para Bienes Informáticos	\$0.00	\$9,669.19	\$9,669.19	\$9,669.19	\$0.00	\$9,669.19	\$0.00	\$3,566.04	\$3,566.04	\$6,103.15	\$0.00
240000	Materiales y artículos de construcción	\$0.00	\$13,594.38	\$13,594.38	\$13,594.38	\$0.00	\$12,509.19	\$1,085.19	\$7,655.59	\$7,655.59	\$4,853.60	\$1,085.19
246000	Material eléctrico y electrónico	\$0.00	\$13,594.38	\$13,594.38	\$13,594.38	\$0.00	\$12,509.19	\$1,085.19	\$7,655.59	\$7,655.59	\$4,853.60	\$1,085.19
246001	Material Eléctrico	\$0.00	\$4,113.57	\$4,113.57	\$4,113.57	\$0.00	\$3,028.38	\$1,085.19	\$3,028.38	\$3,028.38	\$0.00	\$1,085.19
246002	Material Electrónico	\$0.00	\$9,480.81	\$9,480.81	\$9,480.81	\$0.00	\$9,480.81	\$0.00	\$4,627.21	\$4,627.21	\$4,853.60	\$0.00
290000	Herramientas, refacciones y accesorios	\$0.00	\$16,703.58	\$16,703.58	\$16,703.58	\$0.00	\$15,949.07	\$754.51	\$5,382.97	\$5,382.97	\$10,566.10	\$754.51
291000	Herramientas menores	\$0.00	\$4,556.37	\$4,556.37	\$4,556.37	\$0.00	\$4,556.37	\$0.00	\$1,898.42	\$1,898.42	\$2,657.95	\$0.00
291001	Herramientas Menores	\$0.00	\$4,556.37	\$4,556.37	\$4,556.37	\$0.00	\$4,556.37	\$0.00	\$1,898.42	\$1,898.42	\$2,657.95	\$0.00
294000	Refacciones y accesorios menores de	\$0.00	\$12,147.21	\$12,147.21	\$12,147.21	\$0.00	\$11,392.70	\$754.51	\$3,484.55	\$3,484.55	\$7,908.15	\$754.51
294001	Refacciones y accesorios menores de	\$0.00	\$12,147.21	\$12,147.21	\$12,147.21	\$0.00	\$11,392.70	\$754.51	\$3,484.55	\$3,484.55	\$7,908.15	\$754.51
Recurso Fiscal		\$0.00	\$42,591.49	\$42,591.49	\$42,591.49	\$0.00	\$40,751.79	\$1,839.70	\$18,283.61	\$18,283.61	\$22,468.18	\$1,839.70



**INSTITUTO TECNOLÓGICO SUPERIOR DE HUICHAPAN
HIDALGO**

Estado Analítico del Ejercicio del Presupuesto de Egresos por Proyecto/Proceso - Fuente Financiamiento Del 01/ene./2023 Al 30/sep./2023

Mapa supervisor
rptEstadoAnaliticoPresupuestoEgresos_PY_FF_EX

Fecha y hora de Impresión | 10/oct./2023
09:11 a. m.

Ejercicio del Presupuesto	Egresos Aprobado	Ampliaciones / (Reducciones)	Egresos Modificado	Egresos Comprometido	Presupuesto Disponible para Comprometer	Egresos Devengado	Comprometido No Devengado	Egresos Ejercido	Pagado	Cuentas por Pagar Deuda	Subejercicio	
15	Recurso Federal											
200000	MATERIALES Y SUMINISTROS	\$0.00	\$42,591.55	\$42,591.55	\$42,591.55	\$0.00	\$40,751.83	\$1,839.72	\$18,283.63	\$18,283.63	\$22,468.20	\$1,839.72
210000	Materiales de administración, emisió	\$0.00	\$12,293.57	\$12,293.57	\$12,293.57	\$0.00	\$12,293.57	\$0.00	\$5,245.07	\$5,245.07	\$7,048.50	\$0.00
211000	Materiales, útiles y equipos menores d	\$0.00	\$2,624.36	\$2,624.36	\$2,624.36	\$0.00	\$2,624.36	\$0.00	\$1,679.02	\$1,679.02	\$945.34	\$0.00
211001	Material de Oficina	\$0.00	\$2,624.36	\$2,624.36	\$2,624.36	\$0.00	\$2,624.36	\$0.00	\$1,679.02	\$1,679.02	\$945.34	\$0.00
214000	Materiales, útiles y equipos menores d	\$0.00	\$9,669.21	\$9,669.21	\$9,669.21	\$0.00	\$9,669.21	\$0.00	\$3,566.05	\$3,566.05	\$6,103.16	\$0.00
214001	Material para Bienes Informáticos	\$0.00	\$9,669.21	\$9,669.21	\$9,669.21	\$0.00	\$9,669.21	\$0.00	\$3,566.05	\$3,566.05	\$6,103.16	\$0.00
240000	Materiales y artículos de construcci	\$0.00	\$13,594.39	\$13,594.39	\$13,594.39	\$0.00	\$12,509.18	\$1,085.21	\$7,655.58	\$7,655.58	\$4,853.60	\$1,085.21
246000	Material eléctrico y electrónico	\$0.00	\$13,594.39	\$13,594.39	\$13,594.39	\$0.00	\$12,509.18	\$1,085.21	\$7,655.58	\$7,655.58	\$4,853.60	\$1,085.21
246001	Material Eléctrico	\$0.00	\$4,113.58	\$4,113.58	\$4,113.58	\$0.00	\$3,028.37	\$1,085.21	\$3,028.37	\$3,028.37	\$0.00	\$1,085.21
246002	Material Electrónico	\$0.00	\$9,480.81	\$9,480.81	\$9,480.81	\$0.00	\$9,480.81	\$0.00	\$4,627.21	\$4,627.21	\$4,853.60	\$0.00
290000	Herramientas, refacciones y accesorio	\$0.00	\$16,703.59	\$16,703.59	\$16,703.59	\$0.00	\$15,949.08	\$754.51	\$5,382.98	\$5,382.98	\$10,566.10	\$754.51
291000	Herramientas menores	\$0.00	\$4,556.37	\$4,556.37	\$4,556.37	\$0.00	\$4,556.37	\$0.00	\$1,898.42	\$1,898.42	\$2,657.95	\$0.00
291001	Herramientas Menores	\$0.00	\$4,556.37	\$4,556.37	\$4,556.37	\$0.00	\$4,556.37	\$0.00	\$1,898.42	\$1,898.42	\$2,657.95	\$0.00
294000	Refacciones y accesorios menores de	\$0.00	\$12,147.22	\$12,147.22	\$12,147.22	\$0.00	\$11,392.71	\$754.51	\$3,484.56	\$3,484.56	\$7,908.15	\$754.51
294001	Refacciones y accesorios menores de	\$0.00	\$12,147.22	\$12,147.22	\$12,147.22	\$0.00	\$11,392.71	\$754.51	\$3,484.56	\$3,484.56	\$7,908.15	\$754.51
Recurso Federal		\$0.00	\$42,591.55	\$42,591.55	\$42,591.55	\$0.00	\$40,751.83	\$1,839.72	\$18,283.63	\$18,283.63	\$22,468.20	\$1,839.72
DESARROLLO DE UN PROTO		\$0.00	\$85,183.04	\$85,183.04	\$85,183.04	\$0.00	\$81,503.62	\$3,679.42	\$36,567.24	\$36,567.24	\$44,936.38	\$3,679.42
Total Final		\$57,937,302.00	-\$4,065,297.78	\$53,872,004.22	\$53,863,129.73	\$8,874.49	\$49,681,980.42	\$4,181,149.31	\$44,388,283.34	\$44,388,283.34	\$5,293,697.08	\$4,190,023.80

